


**XL AUTOMATIC
DIRECT DRIVE**

**PARTS
LIST**



HOMELITE®

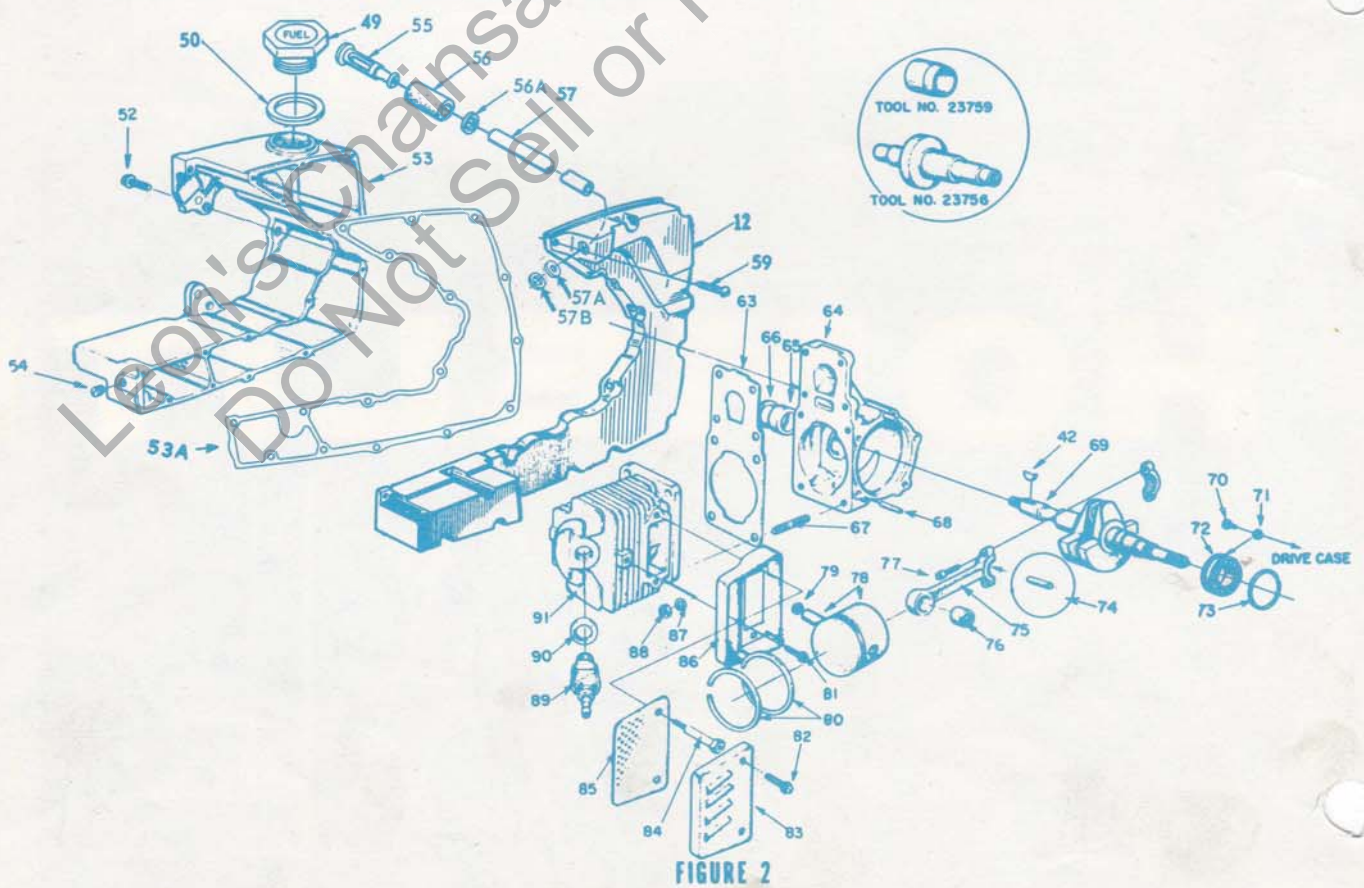
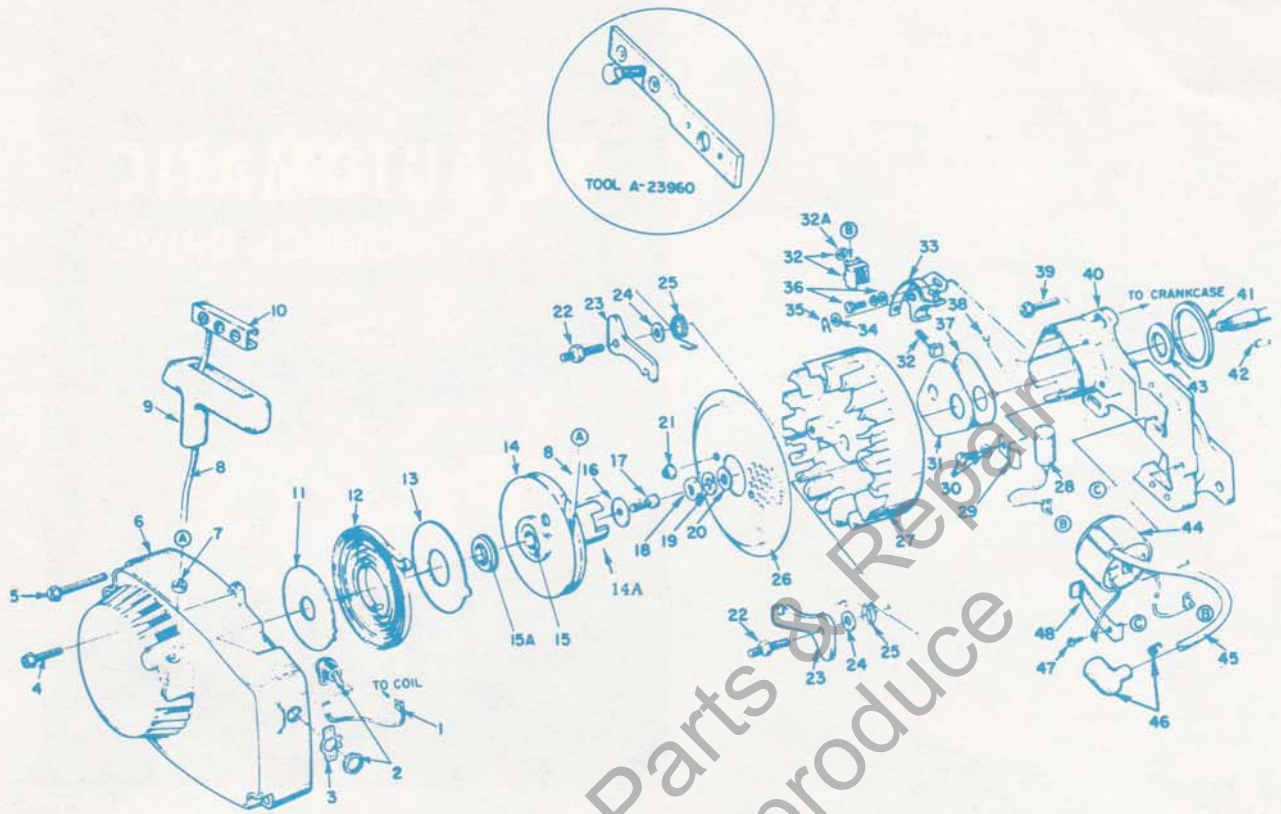
XL

CHAIN SAWS

PART No. 23840—T
PRINTED IN CANADA

1.71

HOMELITE XL AUTOMATIC CHAIN SAW



HOMELITE XL AUTOMATIC CHAIN SAW

No.	Description	Part No.	Qty.	No.	Description	Part No.	Qty.
1	LEAD - ground w/term.	A59031	1	46	TERMINAL	A33055	1
2	SWITCH - w/nut	A57650-3	1	47	SCREW - coil clip	"W" 64090	1
3	PLATE - "ON" - "OFF"	72085-A	1			"P" 55977	1
4	SCREW - hex, 12-24 x 5/8	80676	1	48	CLIP - coil retaining	"W" 63726	1
5	SCREW - hex, 12-24 x 1 11/16	58963	3			"P" 59863	1
6	HOUSING - fan	A-64518	1	49	CAP - fuel filler	⊙ A-65283-T	1
	Includes: BUSHING - starter post	64443	1	50	Includes: GASKET	58957	1
7	BUSHING - rope	67177	1	52	SCREW - shoulder	63407	3
8	ROPE - starter	58806	1	53	TANK - fuel, incl. item # 49	A-68396-T	1
9	GRIP - rope	58915	1	53A	GASKET	120184	1
10	INSERT	58847	1	54	PLUG - pipe 1/16-27	59571	1
11	SHIELD - spring (inner)	59638-A	1	55	FILTER ASSEMBLY	A59251	1
12	SPRING - recoil	58764-A	1	56	Includes: FELT	59253-1	1
13	SHIELD - spring (outer)	59639-A	1	56A	WASHER	64182	1
14	PULLEY - starter	A64446	1	57	LINE - fuel, flexible	⊙ 68155	1
15	Includes: LOCK - spring	64049-A	1	57A	GROMMET	58362	1
15A	BUSHING - spring lock	64400	1	57B	GROMMET	68046	1
16	WASHER - retaining	58763	1	58	COVER - tank	63739-2	1
17	SCREW - hex, 10-32 x 1/2	80648	1	59	SCREW - rd. hd. #8 x 1/2	82135	16
18	NUT - hex, 5/16-24	81117	1	63	GASKET	59771	1
19	WASHER - lock, 5/16	83002	1	64	CRANKCASE	A58799-D	1
20	WASHER - flat, 5/16	84056	1	65	Includes: BEARING	58956	1
21	NUT - lock, 10-32	81109-2	2	66	SEAL	58688-A	1
22	STUD - shoulder	58757-B	2	67	STUD	55871	4
23	PAWL - starter	58756	2	68	PIN - dowel	63621	2
24	WASHER	58851	2	69	CRANKSHAFT	63498-1	1
25	SPRING - starter finger	58758	2	70	SCREW - bearing retainer	59704	2
26	SCREEN - starter	58765	1	71	WASHER - lock	59705	2
27	ROTOR - magneto	"W" 58809	1	72	BEARING - ball	58190-S	1
		"P" 59857	1	73	RING - retaining	58319-A	1
28	CONDENSER	"W" 63250	1	74	ROLLER - set (31)	A63496	1
	w/clamp	"P" 59862	1	75	ROD - connecting	A63477	1
29	CLAMP - condenser	"W" 59622	1	76	Includes: BEARING	58724	1
30	SCREW GROUP - condenser			77	SCREW	80541	2
		"W" 30261	1	78	PISTON & PIN	A59468-C	1
		"P" 57750	1	79	Includes: RING - retainer	75120	1
31	COVER - breaker box	"W" 58811	1	79A	RING - retainer	64813	1
		"P" 59864	1	80	RING - piston	59436	1
32	TERMINAL BLOCK GROUP			81	SCREW - pan hd. 12-24x1/2	80963	2
		"W" A58934	1	82	SCREW - hex 10-32 x 9/16	80825	2
32A	NUT (only) - terminal	"P" 55982	1	83	CAP MUFFLER	Ⓛ A63246	1
33	POINT SET - w/felt	"W" A58914	1	84	STUD	58891-A	2
34	Includes: WASHER - point	"W" 28028	1	85	BAFFLE	59050	1
35	CLIP - post	"W" 28008	1	86	BODY - muffler	Ⓛ A-59895-A	1
33	POINT SET w/felt and			87	WASHER - lock 1/4"	83009	4
	terminal block	"P" A59861	1	88	NUT - 1/4-28	81065-2	4
36	SCREW GROUP - points	"W" 76421	1	89	SPARK PLUG	63547-S	1
		"P" 57749	1	90	Includes: GASKET	25038	1
37	GASKET - cover	"W" 58810	1	91	CYLINDER	58706-3	1
		"P" 59865	1				
38	SPRING - cover (clip)	"W" 76413	1				
		"P" 59866	1				
39	SCREW - hex, 12-24 x 5/8	80676	3				
40	BOX - breaker	"W" 58875-A	1				
		"P" 59859	1				
41	GASKET	59538	1				
42	KEY - rotor	75078	1				
43	SEAL - felt	59760	1				
44	COIL	"W" 58874	1				
		"P" 59860	1				
45	LEAD - hi-tension	58966	1				

ACCESSORIES - available from your HOMELITE Dealer.

NOISE SUPPRESSOR	#A-63080
EXCHANGER - heat	#A-63442
SPARK ARRESTOR	#A-63500

- Ⓛ Requires two: SHIM - muffler stud (without Noise Suppressor) .030 #63503
 SHIM - muffler stud (with Noise Suppressor) .060 #63503-1

⊙ A-64140-A CAP for units prior to Ser. # 02470241

Ⓛ 63745 line for units prior to ser. #10110001

HOMELITE XL AUTOMATIC CHAIN SAW

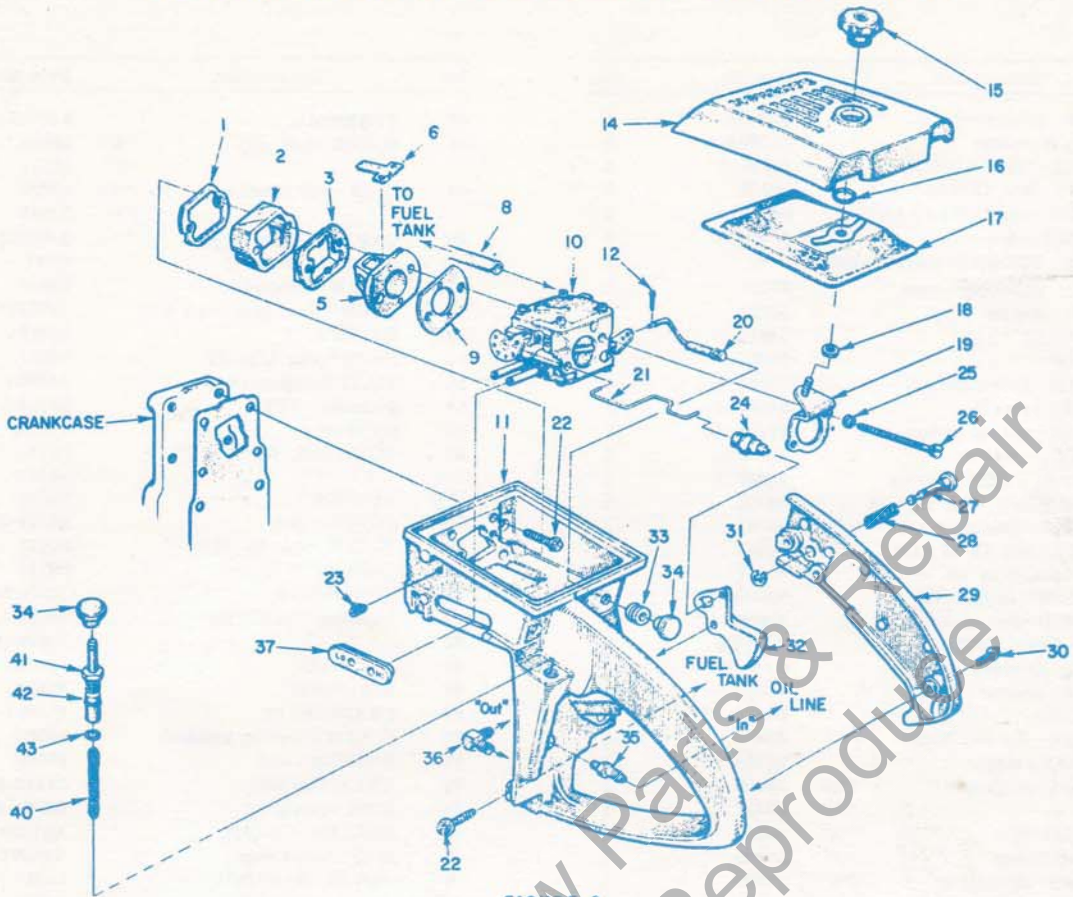


FIGURE 3

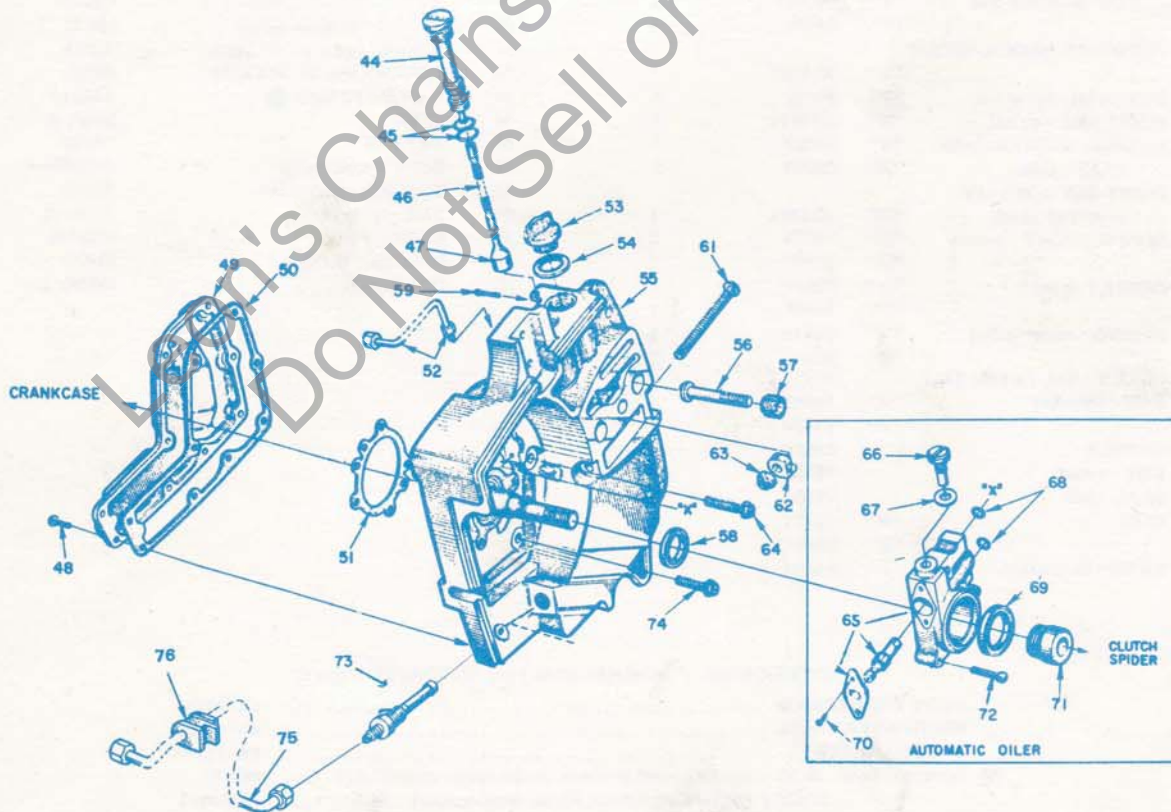


FIGURE 4

ALWAYS FURNISH MODEL AND SERIAL NUMBER WHEN ORDERING PARTS.

HOMELITE XL AUTOMATIC CHAIN SAW

No.	Description	Part No.	Qty.	No.	Description	Part No.	Qty.
1	GASKET - spacer	59274	1	40	SPRING - plunger	59293	1
2	SPACER	59718	1	41	PLUNGER - oil pump	A-57834-10	1
3	RETAINER - reed valve	63260-A	1	42	Includes: "O" RING - plunger	74388	1
5	SEAT - reed valve	63253	1	43	"O" RING - shaft	59074	1
6	VALVE - reed	59678-B	4	44	TUBE - oil line	59325	1
8	LINE - fuel (flexible)	68155	1	45	"O" RING	59765	2
9	GASKET - carburetor	59722	1	46	LINE - oil	59674	1
10	CARBURETOR KIT	A-68407	1	47	FILTER - oil	A-58828	1
	includes: (see fig. 2)			48	SCREW - rd., #8 x 1/2	120660	9
57	Line, fuel	68155	1	49	COVER - oil reservoir	59649-4A	1
57A	GROMMET	58362	1	50	GASKET - cover	59710	1
57B	GROMMET	68046	1	51	GASKET	63355	1
11	HOUSING & HANDLE	A-67840	1	52	LINE - oil (discharge)	A-59806	1
	# 24 BOOT	67634	1	53	CAP - filler oil	A-120909	1
	Includes: (not shown)			54	Includes: GASKET	56607	1
	COTTER PIN	86301	1	55	DRIVECASE	A-59930-ET	1
	FELT	63290	1	56	Includes: STUD - guide bar	67475	2
	PLUG 1/4-28	63310	1	57	INSERT - threaded	67476	2
	PLUG 5/16-18	63303	1	58	SEAL	58308-A	1
12	COTTER PIN	86324	1	59	COTTER PIN	86301	1
14	COVER - air filter	58773-1	1	61	SCREW - pin, 1/4 - 20 x 2	63225-T	1
15	NUT - cover	A-65272	1	62	PIN - bar adjusting	67586-1	1
16	RING - retaining	58319-A	1	63	NUT - lock, 1/4 - 20	81108	1
17	FILTER ELEMENT	63589	1	64	SCREW - hex, 12-24 x 1	80864	1
18	GASKET - mounting stud	58392-1	1	65	PUMP - automatic oiler	A-59809-A	1
19	BRACKET - mounting	A-59822	1	66	Includes: SCREW - cam	64102-A	1
20	ROD - choke	A-59826	1	67	GASKET	59736	1
21	ROD - throttle	59763	1	68	"O" RING	59074	1
22	SCREW - hex, 12-24 x 7/8	80891	5	69	SEAL - felt	59926	1
23	SCREW - idle	63302	1	70	SCREW - pan, 4-40 x 1/4	80919	2
24	BOOT - throttle rod	67634	1	71			
25	WASHER - lock, #10	83046	2	72			
26	SCREW - hex, 10-32 x 2-11/16	80921	2	73	FILTER - oil w/connector	A-59804	1
27	PIN - throttle lock	58924-4	1	74	SCREW - hex, 12-24 x 9/16	80899	4
28	SPRING - lock	58405	1	75	Line, oil	A-59819	1
29	COVER - handle	A-59218-1	1	76	Includes: grommet	59794	1
	Includes: BUSHING - pin	59064	1				
30	SCREW - pan, 8-32 x 1/2	80580	2				
31	RING - retaining	58409	1				
32	THROTTLE - trigger	58859	1				
33	GROMMET	58362	1				
34	BUTTON	57289-1	1				
35	VALVE - check "IN"	A-59818	1				
36	VALVE - check "OUT" 90°	A-59011	1				
37	GROMMET	59770	1				

ALWAYS FURNISH MODEL AND SERIAL NUMBER WHEN ORDERING PARTS.

HOMELITE XL AUTOMATIC CHAIN SAW

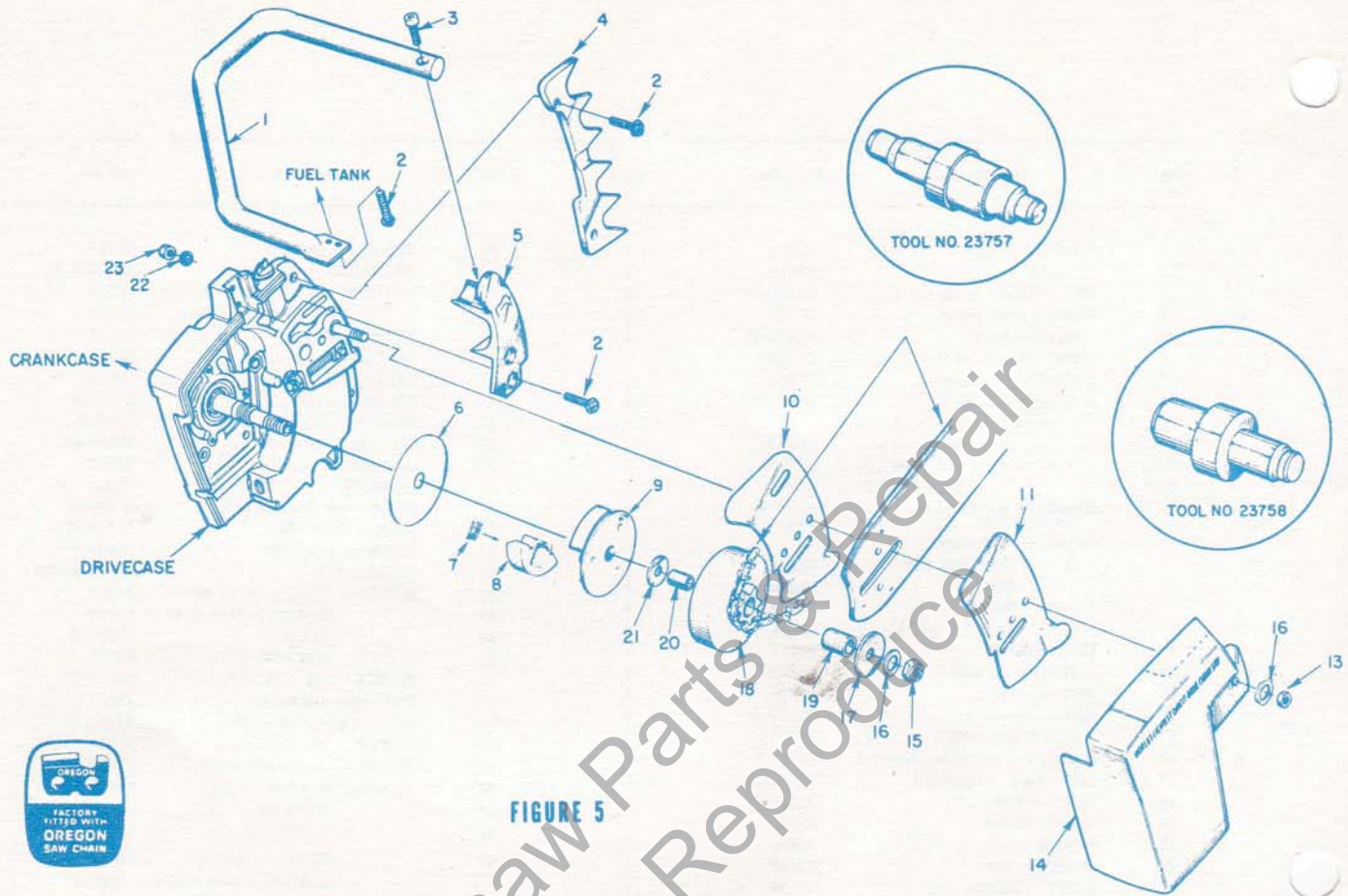


FIGURE 5



No.	Description	Part No.	Qty.	No.	Description	Part No.	Qty.
1	HANDLE BAR - flush cut	59790-5	1	4	COVER - drivecase	58750-7	1
2	SCREW - hex, 1/2-24 x 3/4	80867	4	15	NUT - lock, 3/8-24	81192	1
3	SCREW - socket	80428	1	16	WASHER - flat, 3/8	84010	3
4	BUMPER - spiked	58961	1	17	WASHER - thrust (outer)	58926	1
5	BRACKET - handle bar	59651-2	1	18	SPROCKET & DRUM		
6	COVER - clutch	63051	1		- 7 tooth, 3/8" pitch	A-59552	1
7	SPRING - clutch	63034	3	19	Includes: BEARING - needle	72311	1
8	SHOE - clutch	63052	3	20	RACE - inner	55584	1
9	PLATE - back (clutch)	63053-1	1	21	WASHER - thrust (inner)	58833	1
10	PLATE - inner guide bar	67509	1	22	WASHER - lock, # 12	83056	2
11	PLATE - outer guide bar	67510	1	23	NUT - 12-24	81068	2
13	NUT - hex, 3/8-16	81089-2	2				

KIT-spiked Bumper A-59043 includes items:

No.	Description	Part No.	Qty.
4	BUMPER-spiked	58961	1
22	WASHER-lock No. 12	83056	2
23	NUT Hex. 12-24	81068	2
2	SCREW, Hex. Hd. 12-24 x 3/4	80867	2

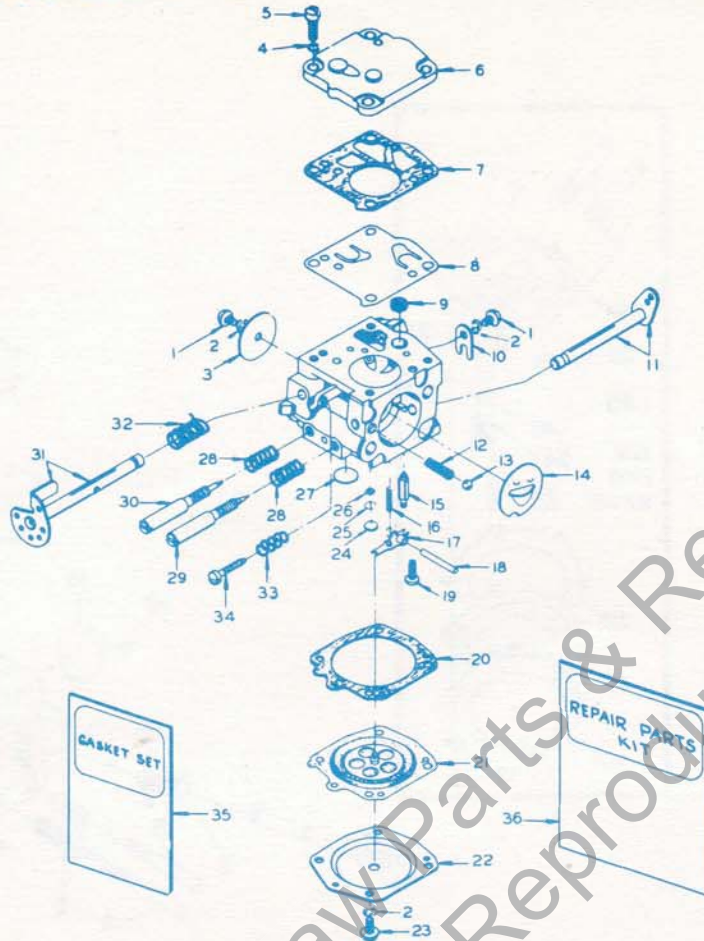
SPECIAL TOOLS (available on order)

Part No.	Description	Part No.	Description
A-23937-B	WRENCH - combination	23884-A	SLEEVE - bearing and shaft
22828	PLIERS - piston snap ring	23844	SLEEVE - crankcase assembly
23528	WRENCH - socket screw (conn. rod)	23843	SLEEVE - drivecase assembly
23756	PLUG - bearing assembly and disassembly - conn. rod	23845	PLUG - drivecase assembly
23757	PLUG - bearing assembly and disassembly - drive and crankcases	23846	ANVIL - crankshaft installation
23819	PLUG - needle bearing (sprocket)	23136	BODY - jackscrew
23758	SEAL ASSEMBLY - drive and crankcases	A-23137	JACKSCREW
23759	SLEEVE - crankshaft assembly	22820-1	COLLAR - bearing
A-23960	REMOVER AND LOCKING BRACKET - rotor	A-24302	WRENCH - insert (guide bar stud)
23800	TOOL - seal assembly (crank and drivecases)	A-23949	PLUG - piston pin removal
		A-23934	CLUTCH SPANNER WRENCH

PAINT
 23475 SPRAY CAN - red
 23343 SPRAY CAN - green
 23560 SPRAY CAN - white

ALWAYS FURNISH MODEL AND SERIAL NUMBER WHEN ORDERING PARTS.

HOMELITE XL AUTOMATIC CHAIN SAW



Model - Tillotson HS-86A, A-68363 see note

Service replacement for HS-1A, HS-4A, HS-4B, HS-5A, HS-5B, HS-5C, HS-4D models.
All new parts listed are interchangeable with original parts when installed as noted.

Index No.	Part No.	Description	Qty. Req'd.	Index No.	Part No.	Description	Qty. Req'd.
1	*80264	SCREW - 4-40 x 3/16	2	19	*58992	SCREW - 4-40 x 5/16	1
2	83008-1	WASHER - #4	6	20	58978	GASKET - diaphragm	1
3	25050	THROTTLE SHUTTER	1	21	*58988	DIAPHRAGM - main	1
4	83024	WASHER - #6	4	22	58979	COVER - diaphragm	1
5	80275	SCREW - 6-32 x 3/8	4	23	80591	SCREW - 4-40 x 1/4	4
6	58975	COVER - pump	1	24	*58994	PLUG - Welch 3/16	1
7	58981	GASKET - fuel pump	1	25	57819	RING - retaining	1
8	*58980	DIAPHRAGM - fuel pump	1	26	59500	SCREEN - channel	1
9	*58974	SCREEN	1	27	*58991	PLUG - Welch 11/32	1
10	58982	CLIP - throttle shaft	1	28	*73075	SPRING - adjusting screw	2
11	58990	CNOKE SHAFT & LEVER	1	29	*58986	NEEDLE - main adjusting	1
12	73264	SPRING - choke friction	1	30	*58985	NEEDLE - idle adjusting	1
13	25527	BALL - choke friction	1	31	A-63345	THROTTLE SHAFT & LEVER	1
14	58984	SHUTTER - choke	1	32	*59460	SPRING - throttle return	1
15	*59717	† NEEDLE - inlet (See Note 1)	1	33	*58973	§ SPRING - idle speed (See Note 2)	1
16	*55759	SPRING - inlet tension	1	34	*58993	§ SCREW - idle stop (see Note 2)	1
17	*59716	† LEVER - inlet control (See Note 1)	1	35	*58971	GASKET SET	1
18	*58977	PIN - fulcrum	1	36	58972	REPAIR KIT	1

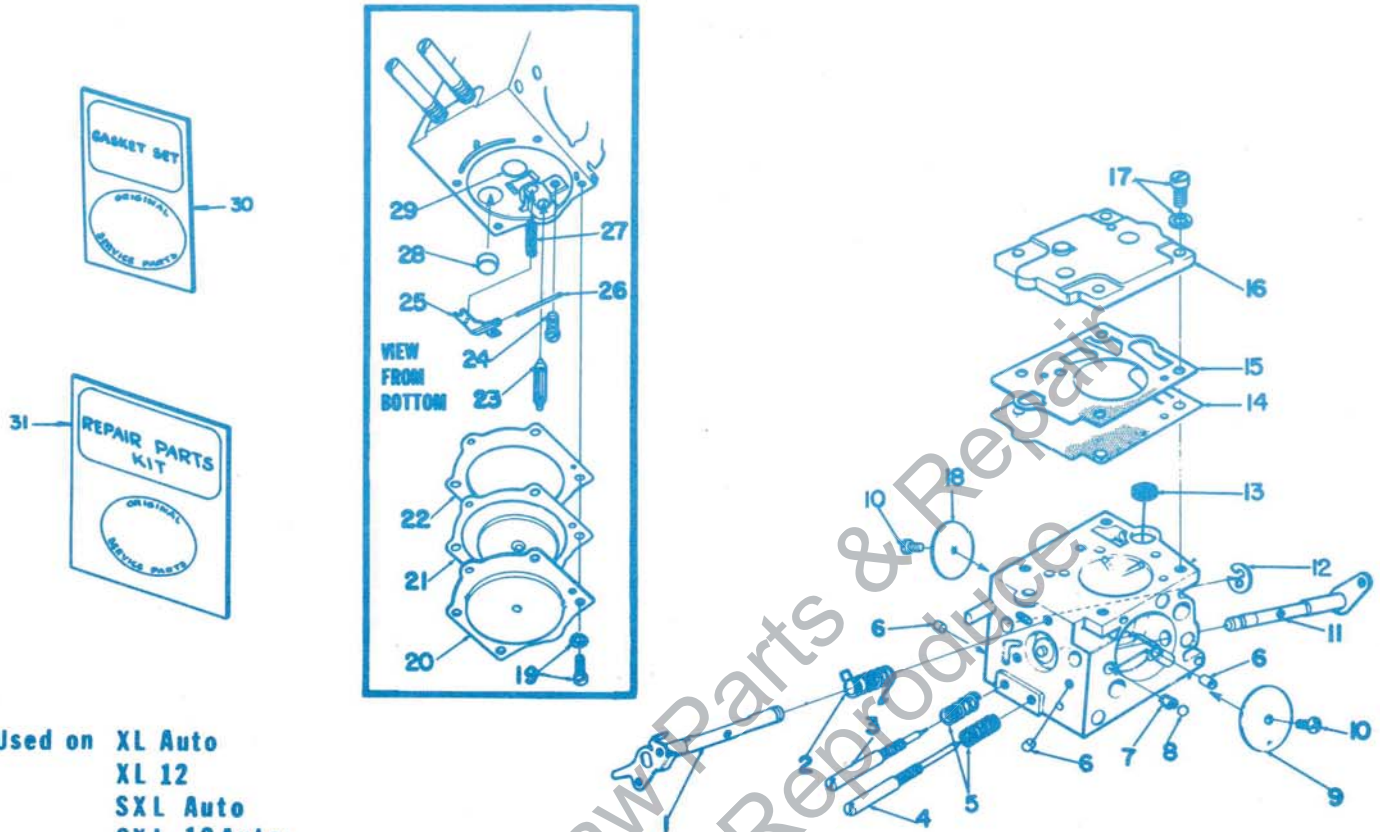
* Included in Repair Kit

† Note 1: New type (slotted) needle and lever must be installed together when replacing original type.

§ Note 2: Packaged with service replacement carburetor, use if required.

Note 3: Carburetor as a kit (with fuel line) is supplied under part # A-68407

ALWAYS FURNISH MODEL AND SERIAL NUMBER WHEN ORDERING PARTS.



Used on XL Auto
XL 12
SXL Auto
SXL 12 Auto
Super XL
Super XL 15

A-68407 (SDC-29)

No.	Description	Part No.	Qty.	No.	Description	Part No.	Qty.
1	THROTTLE SHAFT ASSEMBLY	67007	1	19	SCREW ASSEMBLY	64689	4
2	SPRING-throttle return	†67006	1	20	COVER-metering diaphragm	64224	1
3	NEEDLE-idle	†67004	1	21	METER DIAPHRAGM ASSEMBLY	†64235	1
4	NEEDLE-high speed	†67011	1	22	GASKET-metering diaphragm	†64231	1
5	SPRING-needle adjusting	†64236	2	23	VALVE-inlet needle	64229	1
6	PLUG-limiting	64692	3	24	SCREW-metering lever pin	†64688	1
7	SPRING-choke friction	64238	1	25	LEVER-metering	64245	1
8	BALL-choke friction	60051	1	26	PIN-metering lever	†64244	1
9	VALVE-choke	64228	1	27	SPRING-metering lever	†67005	1
10	SCREW-valve	†64693	2	28	PLUG-welch (idle)	†30818	1
11	CHOKE SHAFT ASSEMBLY	64227	1	29	PLUG-welch (main)	†65482	1
12	RING-throttle shaft retaining	64221	1	30	GASKET SET	67019	
13	SCREEN-fuel inlet	†64243	1	31	REPAIR KIT	67020	
14	DIAPHRAGM-fuel pump	†64233	1		REPAIR KIT-check valve	‡65386	
15	GASKET-fuel pump	†67008	1		FUEL LINE	‡68155	1
16	COVER-fuel pump	67002	1	*	GROMMET-(for fuel tank)	‡68046	1
17	SCREW-fuel pump cover	64694	4	*	BUSHING-(for throttle handle)	‡68164	1
18	VALVE-throttle	67003	1				

ACCESSORY: 24173-DRIVER-check valve installation used with 65386 Repair Kit

† Included in Repair Kit

‡ (not shown)- Included in A-68407

* Denotes new parts

HOMELITE®

A **Textron** DIVISION

