


PRICE .25

1966

HOMELITE

CHAIN SAWS

XL-700



XL-800

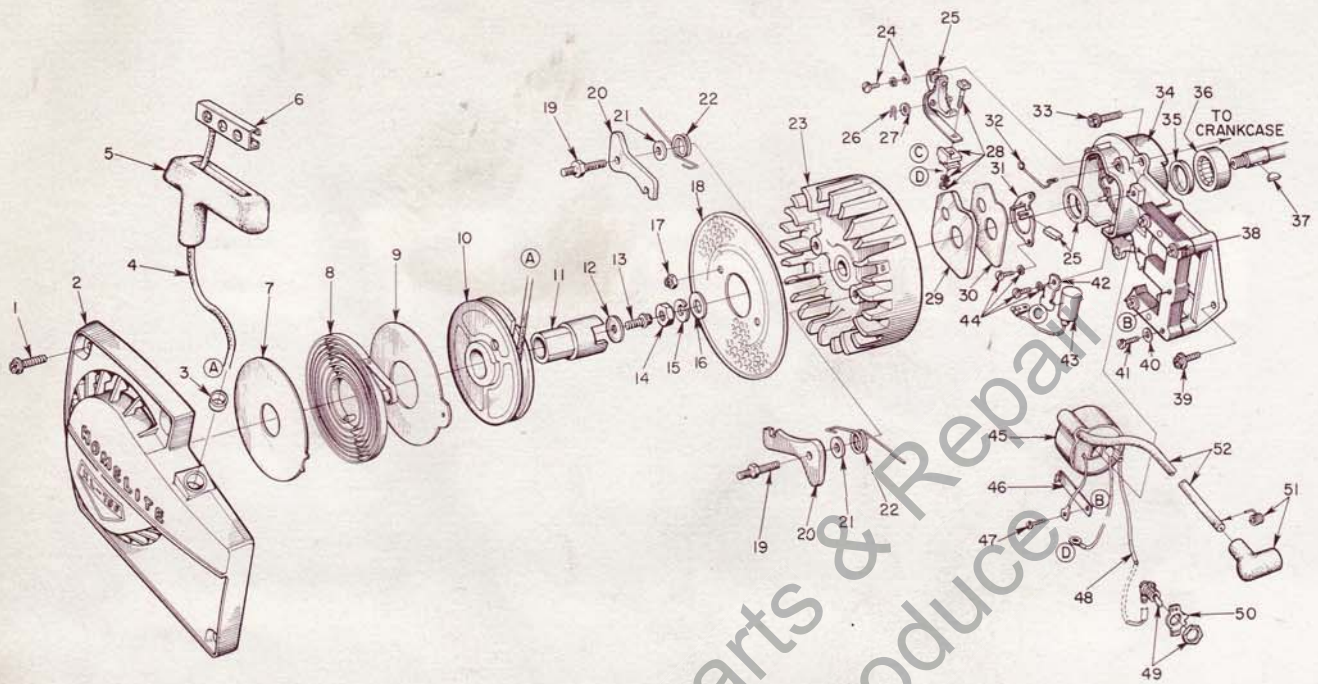


FIGURE 1

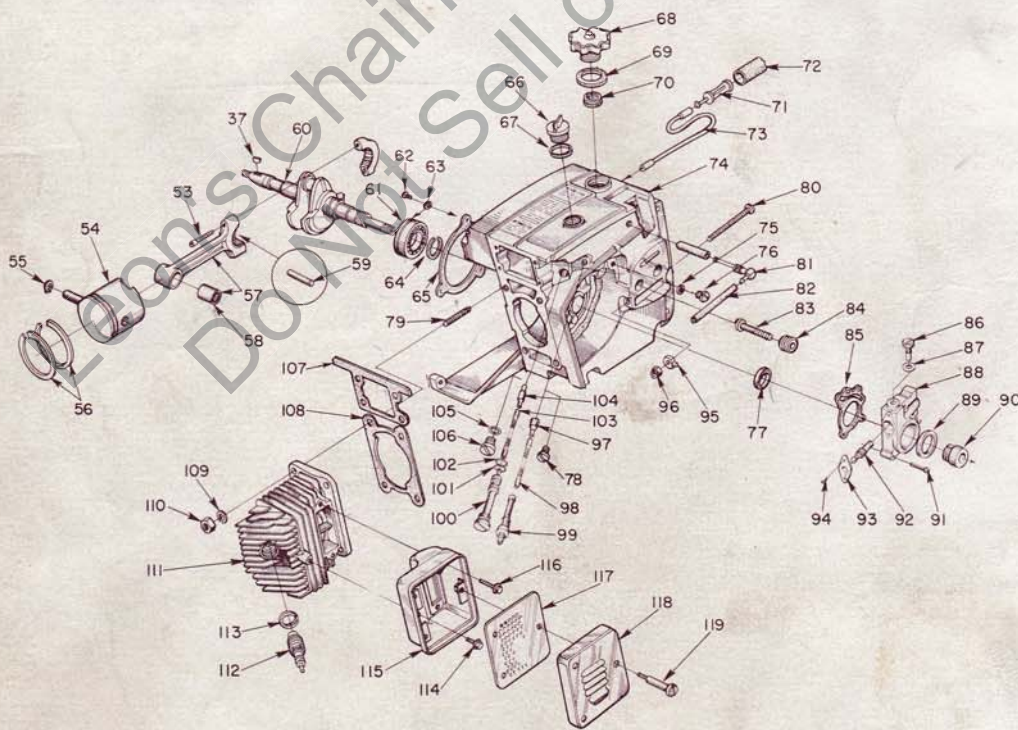


FIGURE 2



CHAIN SAWS



No.	Description	Part No.	Qty
1	SCREW - hex, 12-24 x 5/8	80676	4
2	HOUSING - fan	A-63330-2	1
3	Includes: BUSHING - rope	59313	1
4	ROPE - starter	58806	1
5	GRIP - rope	58915	1
6	INSERT	58847	1
7	SHIELD - spring (inner)	63566	1
8	SPRING - rewind	63268	1
9	SHIELD - spring (outer)	63565	1
10	PULLEY - starter	58759-1	1
11	CUP - starter	58760	1
12	WASHER - retaining	58763	1
13	SCREW - hex	80648	1
14	NUT - hex, 3/8-24	81124	1
15	WASHER - lock, 3/8	83102	1
16	WASHER - flat, 3/8	84010-1	1
17	NUT - lock, 10-32	81109	2
18	SCREEN - air	89218 64137	1
19	STUD - pawl	58757-A	2
20	PAWL - starter (finger)	58756	2
21	WASHER	58851	2
22	SPRING - pawl	58758	2
23	ROTOR	63406	1
24	SCREW GROUP - points	76421	1
25	POINT SET - w/felts	A-63631	1
26	Includes: CLIP - post	28008	1
27	WASHER - point	28028	1
28	TERMINAL BLOCK GROUP	A-58934	1
29	COVER - breaker box	63317	1
30	GASKET - cover	63316	1
31	RETAINER - felt	63628	1
32	SPRING - cover (clip)	76413	1
33	SCREW - hex, 12-24 x 3/4	80867	3
34	PLATE - back	A-63633	1
35	Includes: SEAL	58688-A	1
36	BEARING - roller	63195	1
37	KEY	75078	1
38	CORE - coil	63630	1
39	SCREW - hex, 12-24 x 9/16	80899	1
40	WASHER - flat #8	84025-1	4
41	SCREW - rd., 8-32 x 3/4	80406	4
42	CLAMP - condenser	63627	1
43	CONDENSER - ignition	63626	1
44	SCREW	55411	3
45	COIL - ignition	63625	1
46	CLIP - coil retaining	63726	1
47	SCREW - coil clip	58872	1
48	LEAD - ground	A-59081	1
49	SWITCH - w/nut	A-57650-3	1
50	PLATE - "ON-OFF"	72085-A	1
51	TERMINAL - spark plug	A-33055	1
52	LEAD - high tension	63632	1
53	SCREW - socket cap, 8-32 x 9/16	80805	2
54	PISTON & PIN - 2" bore	*A-63780	1
	PISTON & PIN - 2 1/16" bore	*A-63781	1
55	Includes: RING - retaining	55095	1
56	RING - piston (2" bore)	*55088	2
	RING - piston (2 1/16" bore)	55537	2
57	ROD - connecting	A-63309	1
58	Includes: BEARING - needle	59351	1
59	BEARING - needle	A-63307	1
60	CRANKSHAFT	*59625-1	1
	CRANKSHAFT	/59625-2	1

No.	Description	Part No.	Qty
61	BEARING - ball	58190-S	1
62	SCREW - bearing retaining	59704	1
63	WASHER - lock	59705	1
64	RING - retaining	58319-A	1
65	GASKET - sealing	63319	1
66	CAP - oil (vented)	A-63717	1
67	Includes: GASKET	56607	1
	(not shown) VALVE - vent	63718	1
	(not shown) COLLAR - retaining	63719	1
68	CAP - fuel	A-59956	1
69	Includes: GASKET	58957	1
70	VALVE - relief	56865	1
71	FILTER ASSEMBLY	A-59251	1
72	Includes: FILTER	59253	1
73	LINE - flexible	55805	1
74	CRANKCASE & TANKS	A-63682	1
75	Includes: GASKET	/58338	1
76	CAP	/58339	1
77	SEAL	58688-A	1
78	PLUG - pipe	/28097	1
79	STUD	55871	4
80	SCREW - guide bar adjusting	63367	1
81	FITTING - elbow	63297-A	1
82	LINE - fuel	63335-A	1
83	STUD - guide bar	59764-A	2
84	INSERT - threaded	59896	2
85	GASKET - oil pump	/63471	1
86	SCREW - cam	/59737	1
87	GASKET	/59736	1
88	HOUSING - automatic oiler	A-63461-A	1
89	SEAL - felt	/59926	1
90	GEAR - worm	/59675	1
91	SCREW - hex washer 6-32 x 13/16	/80962	3
92	PLUNGER - gear	/63760	1
93	BEARING - flanged	/59719	1
94	SCREW - pan, 4-40 x 1/4	/80919	2
95	PIN - guide bar adjusting	58783	1
96	NUT - lock, 1/4-20	81108	1
97	FILTER - oil	A-58828	1
98	LINE - oil pick-up	/63605	1
99	CONNECTOR - oil filter	*59937	1
100	TUBE - oil line	/63452	1
101	"O" RING	/58406	1
102	GASKET - oil line tube	/63751	1
103	LINE - oil pick-up	/58340-B	1
104	FILTER - oil	A-59009	1
105	WASHER	*58138	1
106	CAP	*63115	1
107	GASKET - throttle handle	63779	1
108	GASKET - cylinder	63778	1
109	WASHER - lock, 1/4	83009	4
110	NUT - hex, 1/4 x 28	81065-2	4
111	CYLINDER - 2" bore	*63012-2	1
	CYLINDER - 2 1/16" bore	/63012-1	1
112	SPARK PLUG	63547-S	1
113	Includes: GASKET	25038	1
114	SCREW - hex, 12-24 x 3/8	80837	1
115	BODY - muffler	A-63535-1A	1
116	SCREW - hex, 12-24 x 5/8	80978	2
117	BAFFLE - muffler	63521-A	1
118	CAP - muffler	63520-1	1
119	SCREW - shoulder	63855	3

* XL-700 units only

/ XL-800 units only

① Service replacement Crankcase and Tanks supplied with instructions outlining installation in either XL-700, or XL-800 chain saws.

② Two separate gaskets replace one-piece gasket used in some units.

ACCESSORY

A-63540-A SPARK ARRESTOR

XL-700

CHAIN SAWS

XL-800

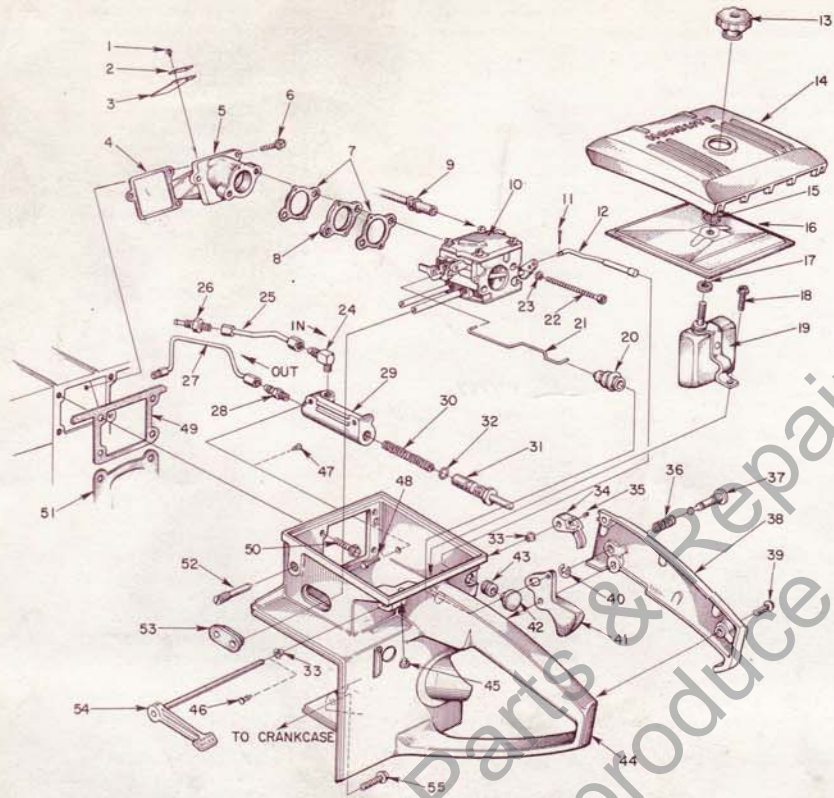


FIGURE 3

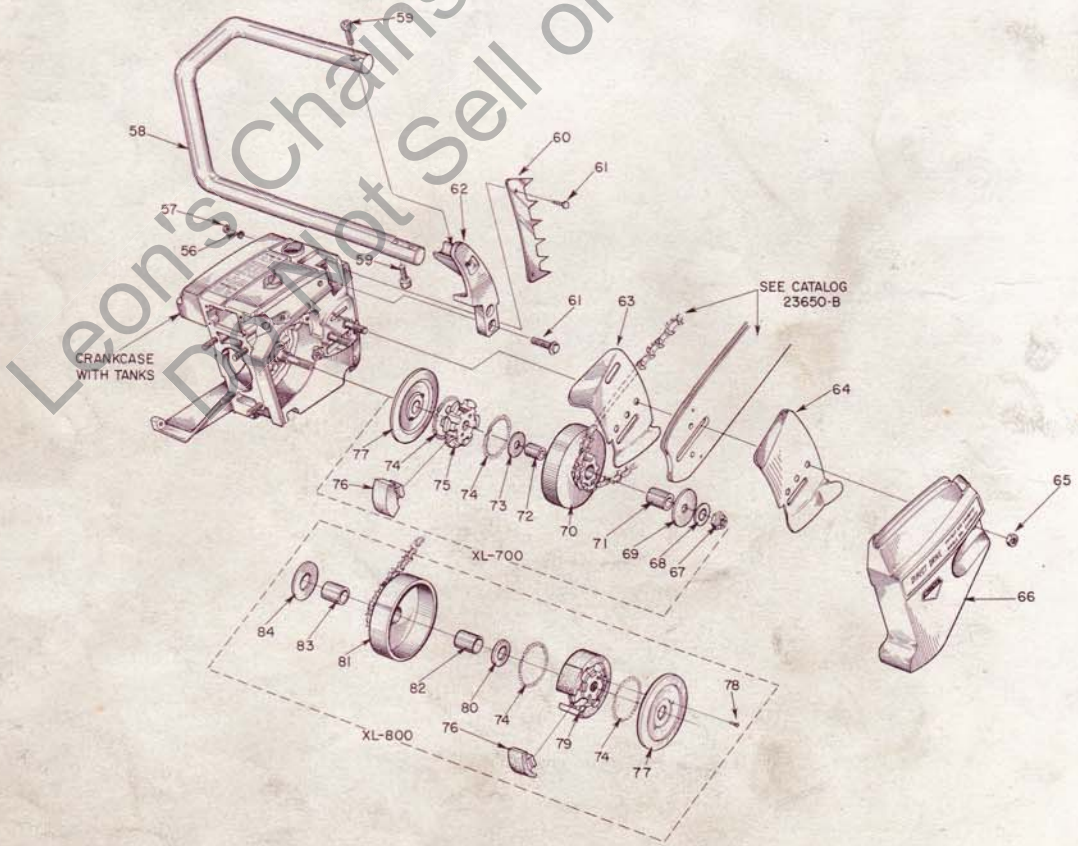


FIGURE 4

ALWAYS FURNISH MODEL AND SERIAL NUMBER WHEN ORDERING PARTS.



CHAIN SAWS



No.	Description	Part No.	Qty	No.	Description	Part No.	Qty
1	SCREW - pan, 4-40 x 1/8	80918	8	49	GASKET - throttle handle	63779	1
2	SPRING - valve	59679	4	50	SCREW - hex, 12-24 x 5/8	80676	4
3	VALVE - reed	63667	4	51	GASKET - cylinder	63778	1
4	GASKET - seat	63255	1	52	SCREW - idle adjustment	63369	1
5	SEAT - reed valve	A-63333	1	53	GROMMET	59058	1
6	SCREW - pan, 8-32 x 1/2	63709	3	54	LEVER - oiler w/shaft	*A-63327	1
7	GASKET - carburetor	63254	2	55	SCREW - hex, 12-24 x 7/8	80891	1
8	SPACER - carburetor	63256	1	56	WASHER - lock, #12	83056	2
9	LINE - fuel	63335-A	1	57	NUT - 12-24	81068	2
10	CARBURETOR	A-63448	1	58	HANDLE BAR - flush cut	A-63485-2	1
11	PIN - cotter	86324	1		HANDLE BAR - wrap-around ²	A-63659	1
12	ROD - choke	A-63337	1	59	SCREW - socket, 1/4-20 x 1	80428	3
13	NUT - cover mounting	A-63582-A	1	60	BUMPER - spiked (optional)	63549	1
14	COVER - air filter	63008-2	1	61	SCREW - hex, 12-24 x 3/4	80867	as req'd.
15	RING - retainer	58319-A	1	62	BRACKET - handle bar (flush cut)	63011-3	1
16	FILTER ELEMENT - air	63341	1		BRACKET - handle bar		
17	GASKET - mounting nut	58392-1	1		(wrap-around) ²	63011-5	1
18	SCREW - pan, 12-24 x 1/2	80963	1	63	PLATE - guide bar (inner)	58781	1
19	DEFLECTOR - air, w/bracket	A-63593	1	64	PLATE - guide bar (outer)	58782	1
20	BOOT - throttle rod	58348	1	65	NUT - 5/16-18	81196	2
21	ROD - throttle	63266	1	66	COVER - drivecase	63009-2	1
22	SCREW - hex, 10-32 x 2	80965	2	67	NUT - lock, 3/8-24	*81192	1
23	WASHER - lock, #10	83046	2	68	WASHER - flat, 3/8	*84010-1	1
24	VALVE - check	*A-63432	1	69	WASHER - thrust (outer)	*58926	1
25	LINE - oil	*A-63298	1	70	SPROCKET & DRUM		
26	CONNECTOR - oil filter	*59937	1		standard - 7 tooth, 3/8" pitch	*A-59552	1
27	LINE - oil	*A-63299	1		optional - 8 tooth, 3/8" pitch	*A-63346	1
28	VALVE - check	*A-59456-A	1		7 tooth, .404 pitch	*A-59555	1
29	BODY - oil pump	*63343-2	1	71	Includes: BEARING - needle	*72311	1
30	SPRING - plunger	*59293	1		New "Splined" type (not shown)		
31	PLUNGER - oil pump	*A-57834-14	1		DRUM & HUB - sprocket	*A-63288	1
	Includes: "O" RING - shaft	*59074	1		Includes: BEARING - needle	*72311	1
32	"O" RING - plunger	*74388	1		SPROCKET - "splined" ³		
33	BUSHING - throttle handle	*63400	2		rim type - 7 tooth, 3/8" pitch	*63284	1
34	LEVER - oiler	*63280-2	1		7 tooth, .404 pitch	*63285	1
35	SCREW - socket, set, 6-32 x 3/16	*80267	1	72	RACE - inner	*55584	1
36	SPRING - lock	58405	1	73	WASHER - thrust (inner)	*58833	1
37	PIN - throttle lock	58924	1	74	SPRING - clutch	55123-C	2
38	COVER - throttle handle	A-63325-1	1	75	SPIDER - clutch	*58927-1	1
	Includes: BUSHING - pin	59064	1	76	SHOE - clutch	58928	6
39	SCREW - pan, 8-32 x 1/2	80560	2	77	COVER - clutch	58751-1	1
40	RING - retaining	58409	1	78	SCREW - button, 10-32 x 1/2	480976	2
41	THROTTLE - trigger	58859	1	79	SPIDER - clutch	458927-2	1
42	BUTTON	57289-1	1	80	WASHER - thrust (outer)	463462	1
43	GROMMET	58362	1	81	SPROCKET & DRUM		
44	HANDLE - throttle ¹	A-63683	1		standard - 8 tooth, .404 pitch	4A-63465	1
	Includes: BUMPER - rubber	56298	1		optional - 8 tooth, 3/8" pitch	4A-63813	1
46	PLUG	463848	2	82	Includes: BEARING - needle	477442	1
47	PLUG	463847	2	83	RACE - inner	463588	1
48	SCREW - sl. hex, 8-32 x 1/2	*80983	2	84	WASHER - thrust (inner)	463463	1

* XL-700 units only
 / XL-800 units only

- ¹ Service replacement Throttle Handle supplied with instructions for assembly in XL-700, or XL-800 units.
- ² Wrap around Handle Bar and special Bracket also requires #63660 Brace (not shown) mounted on drivecase cover. Attach Brace to Handle Bar with one #80867 screw.
- ³ Check type and number of teeth before ordering. "Splined" HUB & DRUM requires one of "splined" sprockets listed.

SPECIAL TOOLS available on order

Part No.	Description	Part No.	Description
A-23937	COMBINATION WRENCH	A-23696	REMOVER - threaded spider
22828	PLIERS - piston snap ring	A-23841	WRENCH - insert (guide bar stud)
23528	WRENCH - socket screw (conn. rod)	A-23960	PULLER - rotor
23955	PLUG - bearing installation (conn. rod)	23819	PLUG - needle bearing (sprocket)
*A-23137	JACKSCREW	23420	PLUG - bearing installation (sprocket)
4A-23965	JACKSCREW	23956	PLUG - bearing and seal installation (back plate)
*23136	BODY - jackscrew	A-23962	REMOVER - bearing (back plate)
23136-1	BODY - jackscrew	23846-2	ANVIL - bearing disassembling (back plate)
*22820-3	COLLAR - bearing	A-23951	PLUG - piston pin removal
22820-4	COLLAR - bearing		
23846-1	ANVIL - crankshaft installation		PAINT
*23759	SLEEVE - seal protecting (crankcase)		
23971	SLEEVE - seal protecting (crankcase)	23318	SPRAY CAN - blue
23972	SLEEVE - seal installation (crankcase)	22771	SPRAY CAN - red
23957	PLUG - seal installation (crankcase)	23560	SPRAY CAN - white

ALWAYS FURNISH MODEL AND SERIAL NUMBER WHEN ORDERING PARTS.

**You'll
SPEED WORK
and make
MORE MONEY
with...**

HOMELITE

SELF-PRIMING PUMPS



DEPENDABLE GENERATORS



POWERFUL ONE-MAN CHAIN SAWS



ONE-MAN CONCRETE VIBRATORS



ELECTRIC BUILDER'S HAMMERS



Printed in United States of America

Part No. 23974

466

HOMELITE

A **textron** DIVISION

PORT CHESTER, N. Y.

Illustrated in **INSPECTIVE** and
prepared by PURNELL COMPANY, INC.
Boston, Mass.