

Homelite^{inc.}

A Subsidiary of Deere & Company

DEALER INFORMATION, TECHNICAL
ADVICE AND PRODUCT INFORMATION
CAN BE OBTAINED AT THIS NUMBER

1 - 8 0 0 - 4 3 8 - 9 4 7 5

TECHNICAL SERVICE

BULLETIN

NO. H97D-001

Safety Alert

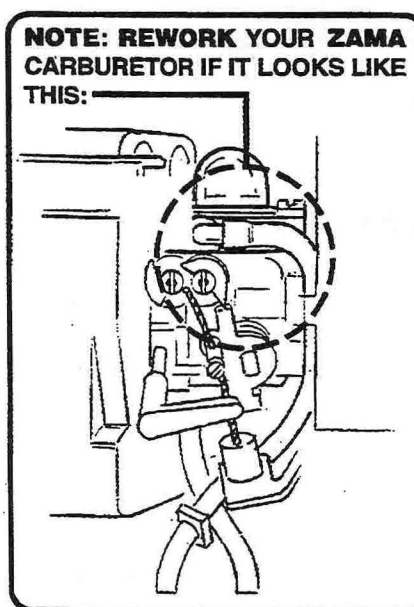

SUBJECT: BP 250 BLOWER RETURN LINE SLEEVE

AFFECTS: BP 250 BACKPACK BLOWERS
UT08017F, G
SERIAL NUMBER HP2000001 THROUGH HR2109999

The above indicated blowers may require rerouting and adding a sleeve to the return line from the carburetor to the fuel tank. The sleeve will prevent the return line from cracking or melting due to heat from the cylinder and crankcase. The sleeve also prevents chafing which can occur from contact with the routing bracket. **The sleeve should be installed on all units with Walbro carburetors. Further, the sleeve should be installed on Zama carburetors using a 4mm return line. Do not rework Zama carburetors with 3mm return lines.** See illustration below to help identify the affected Zama carburetor

Carburetor: Zama 3mm: no fitting on
choke lever side, no rework required

Carburetor: Zama 4mm: fitting on
choke lever side, add sleeve kit
to return line



An instruction sheet for this rework is included with this bulletin.

All BP 250 Blowers in stock should be repaired. All customers should be contacted for repair of affected blowers in their possession.

A separate warranty claim should be used for each repair. Please use:

Flat rate: 0.3

Job Code: cv59

A sleeve and return line kit is included with this bulletin. **This kit contains parts needed to repair two (2) units; i.e. two (2) return lines, two (2) sleeves and an instruction sheet.** Additional parts can be ordered from your parts distributor. Please order part number **A09166**.


A handwritten signature in black ink, appearing to read "Peter P. Knoell", with a long horizontal flourish extending to the right.

Peter P. Knoell
Product Service Manager

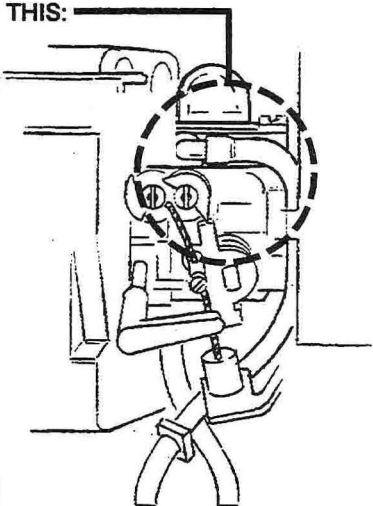
DATED: 1/97

Instruction Sheet for BACK PACK BLOWERS with 4mm Fittings on carburetors.

NOTE: DO NOT REWORK YOUR ZAMA CARBURETOR IF IT LOOKS LIKE THIS:



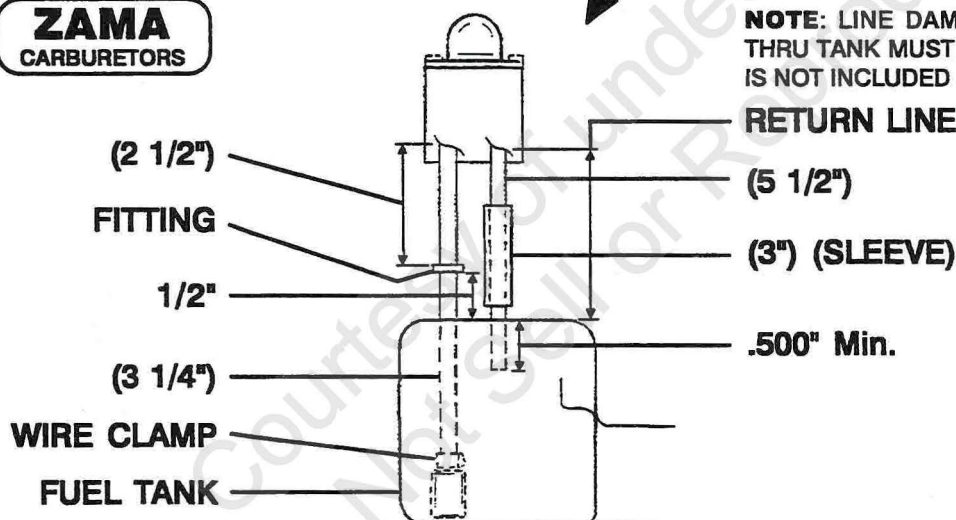
NOTE: REWORK YOUR ZAMA CARBURETOR IF IT LOOKS LIKE THIS:



INSTRUCTIONS FOR BOTH ZAMA & WALBRO CARBURETOR REPAIR:

1. Remove the return line from the carburetor and fuel tank.
2. Using a fuel line puller, install **new** return line in fuel tank.
3. Trim **sleeve** as per illustration.
4. Slide sleeve over return line.
5. Trim return line to fit.
6. *Make sure that the sleeved line does not contact cylinder or crankcase.*
7. Connect return line to carburetor.

ZAMA CARBURETORS

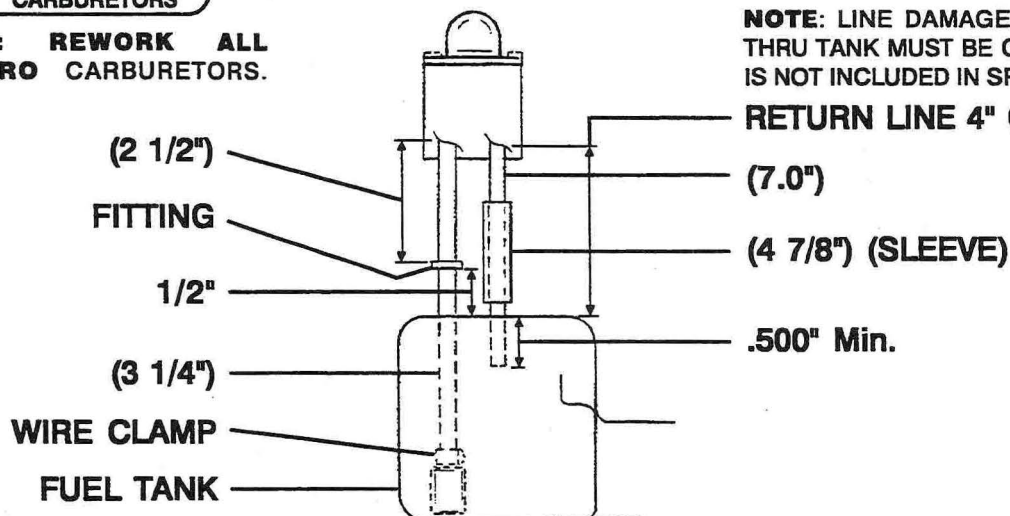


NOTE: LINE DAMAGED WHEN PULLED THRU TANK MUST BE CLIPPED OFF. THIS IS NOT INCLUDED IN SPECIFIED LENGTH.

RETURN LINE 4" OUT OF TANK

WALBRO CARBURETORS

NOTE: REWORK ALL WALBRO CARBURETORS.



NOTE: LINE DAMAGED WHEN PULLED THRU TANK MUST BE CLIPPED OFF. THIS IS NOT INCLUDED IN SPECIFIED LENGTH.

RETURN LINE 4" OUT OF TANK

Homelite^{inc.}

A Subsidiary of Deere & Company

DEALER INFORMATION, TECHNICAL
ADVICE AND PRODUCT INFORMATION
CAN BE OBTAINED AT THIS NUMBER

TECHNICAL SERVICE

1 - 8 0 0 - 4 3 8 - 9 4 7 5

BULLETIN

NO. H97A 004

SUBJECT: Homelite 3350 and 3850 Chain Saw oiler

AFFECTS: 3350 & 3850 CHAIN SAWS

UT10767	UT10768	UT10759	UT10771	UT10769
UT10770	UT10772	UT10773	UT10774	UT10758

We have made a running change to the screws which fasten the oil pump to the crankcase on subject units. The original single lead screw (#06851) has been changed to a double lead screw (#82546). The torque is unchanged at 15-20- in/lb. (1.7-2.3 NM). The double lead screw improves the retention strength and eliminates the need for Loctite.

DO NOT USE LOCTITE on these screws because it may lock up the pump assembly.



Product Service Manager
Home Chores Lite

DATED 4/97

Homelite^{inc.}

A Subsidiary of Deere & Company

DEALER INFORMATION, TECHNICAL
ADVICE AND PRODUCT INFORMATION
CAN BE OBTAINED AT THIS NUMBER

TECHNICAL SERVICE

1 - 8 0 0 - 4 3 8 - 9 4 7 5

BULLETIN

NO. H97D-006

Safety Alert

SUBJECT: BP250 BACKPACK BLOWER

**AFFECTS: MODEL UT08017F AND UT08017G
STARTING WITH SERIAL NO. HP2000001
THROUGH HQ0010001 ENDING WITH HR2109999**

It has been found that the return fuel line on certain BP-250 backpack blowers may leak posing a possible fire hazard from ignition sources external to the unit.

During the week of June 9, 1997, a letter was mailed out to customers of record that purchased units, manufactured between July 1994 and July 1996. They have been requested to immediately contact their nearest Homelite servicing dealer for an inspection and possible replacement of the fuel line at no charge to them.

In January 1997 you were sent **SAFETY ALERT BULLETIN H97D- 001** and Sleeve Kit A09166, with complete instructions. The inspection and rerouting of the fuel line, if needed, on these units is very important.

It is important that we communicate the above message to the public. Homelite has enclosed with this bulletin, two Safety Notice Posters (printed on yellow paper), one in English and one in Spanish. These need to be posted in your place of business immediately, and need to remain visible to the public through the end of October 1997.

The sleeve and return line kit part number is **A09166**.

This kit contains parts needed to repair two (2) units; i.e. two (2) return lines, two (2) sleeves and an instruction sheet.

A separate warranty claim should be used for each repair. Please use:

Flat rate: 0.3

Job Code: CV59



Bob Donahey
Product Service Manager
Home Chores Lite

DATE: 6/97