

# HOMELITE®

## TECHNICAL SERVICE

# BULLETIN

DEALER INFORMATION, TECHNICAL  
ADVICE AND PRODUCT INFORMATION  
CAN BE OBTAINED AT THIS NUMBER:

**1-800-648-8951**

NO. 193-001

**SUBJECT:**

30 CC STRING TRIMMER/BRUSHCUTTER CHANGES

**AFFECTS:**


HLT 16	UT-20585-1	HBC 30	UT-15071-1
HLT 18	UT-20584-1	ST385BC	UT-15040-1
HLT 28	UT-20595-3	ST285BC	UT-20581-3
HBC 18	UT-15075-1	ST285BC (SEARS)	UT-20598-1

1993 model String Trimmers and Brushcutters listed above will not have a separate Parts List assigned. For service parts refer to Parts List number 18740.

It should be noted that the ST285BC UT-20581-3, ST285BC (Sears) UT-20598-1 and ST385BC already use the 30cc powerhead.

Listed below are service parts for the referenced engine short block:

ITEM	PART NUMBER
Shortblock	A00411
Includes: Cylinder & Gasket	A03785-A
Piston & Rod	A03705-A
Rotor	A00857

  
Peter P. Knoell  
Field Quality Assurance Mgr.

DATE 1/93

# HOMELITE®

## TECHNICAL SERVICE

# BULLETIN

DEALER INFORMATION, TECHNICAL  
ADVICE AND PRODUCT INFORMATION  
CAN BE OBTAINED AT THIS NUMBER:

**1-800-648-8951**

NO. 193-002

**SUBJECT:** SPROCKET & DRUM, GUIDE BAR AND CHAIN

**AFFECTS:** 240, SUPER 240 CHAIN SAW

The new Super 240 "CLASSIC" series chain saw comes equipped with a professional .325 pitch sprocket, chain and bar. The three models offered are:


UT	MODEL	SPROCKET	BAR	CHAIN
10717	S/240 16"	A97056	PT16321-G4	32-ME50-67
10717	S/240 18"	A97056	PT18321-G4	32-ME50-73
10718	S/240 18cc	A97056	PT18321-G4	32-ME50-73

The "STANDARD" series 240 continues to use .375 sprocket, chain and bar. The three models offered are:

UT	MODEL	SPROCKET	BAR	CHAIN
10625	240 16"	A97172A	PT16371-G4	R37-ME50-59
10625	240 18"	A97172A	PT18371-G4	R37-ME50-64
10630	240 18cc	A97172A	PT18371-G4	R37-ME50-64

First identify the UT number before ordering guide bars, chains or sprockets.

Conversion of the Super 240 to .375 pitch or the standard 240 to .325 pitch will not be accepted under warranty. Claims will be returned to the dealer.



Bob Donahey  
Service/Field Quality Mgr.  
Forestry Products

DATE 2/93

# HOMELITE®

## TECHNICAL SERVICE

# BULLETIN

DEALER INFORMATION, TECHNICAL  
ADVICE AND PRODUCT INFORMATION  
CAN BE OBTAINED AT THIS NUMBER:

**1-800-648-8951**

NO. 193-003

**SUBJECT:** USE OF OXYGENATED GASOLINES IN  
HOMELITE 2 CYCLE ENGINES

**AFFECTS:** ALL TWO CYCLE ENGINES

Starting in 1992 gasoline sold during winter months in certain geographical areas must be oxygenated. This is mandated by the 1990 amendments to the Federal Clean Air Act.

Oxygenated gasoline is a mixture of gasoline and one or more combustible liquids (either alcohol or ethers) that contain oxygen. The purpose of adding these oxygenates to gasoline is to reduce the amount of carbon monoxide in the air.

Our Engineering Department has tested oxygenated fuel and has found (as stated in our Owner's Manual) that ANY gasoline (including unleaded and oxygenated fuel) intended for automotive use, when mixed properly with Homelite 2 cycle oil, has no adverse effect on performance of our 2 cycle products.

It should be noted that gasoline oxygenated with alcohol readily takes up water from either humid air or from water present in the fuel system. If enough water is present, gasoline with alcohol will separate into two levels. The top level will contain gasoline (2 cycle mixes will have gas and oil) and the bottom level will contain water and alcohol. Because of this separation engines may be difficult or impossible to start. To solve the problem replace the separated fuel with fresh fuel.

To avoid this problem, customers should be advised of the following fuel management practices:

1. Purchases of gasoline should be matched to consumption. Don't buy more than will be used in one month.
2. Store fuel in a tightly closed approved container in a cool, dry place.
3. Empty the fuel tank when equipment is to be stored.



Peter P. Knoell  
Field Quality Assurance Mgr.

2/93

DATE \_\_\_\_\_

# HOMELITE®

## TECHNICAL SERVICE

# BULLETIN

DEALER INFORMATION, TECHNICAL  
ADVICE AND PRODUCT INFORMATION  
CAN BE OBTAINED AT THIS NUMBER:

**1-800-648-8951**

NO. 193-004

**SUBJECT:**

NEW WHEEL ARM ASSEMBLY WITH 1 INCH  
20MM AND 22MM INTERCHANGABLE ARBORS  
A49429C 12" WHEEL ARM ASSEMBLY  
A49550B 14" WHEEL ARM ASSEMBLY

**AFFECTS:**

XL98D (UT 05049)

A new wheel arm assembly has been shipped with twelve and fourteen inch XL98D multipurpose saws, since the middle of December.

The easiest way to recognize the new assembly is by checking the flange washers. There are no holes in the new flange washers to accommodate a spanner wrench. There is a hole in the arm cover so that a tool may be inserted to lock the pulley, allowing easy removal of the bolt that holds the blade in place.

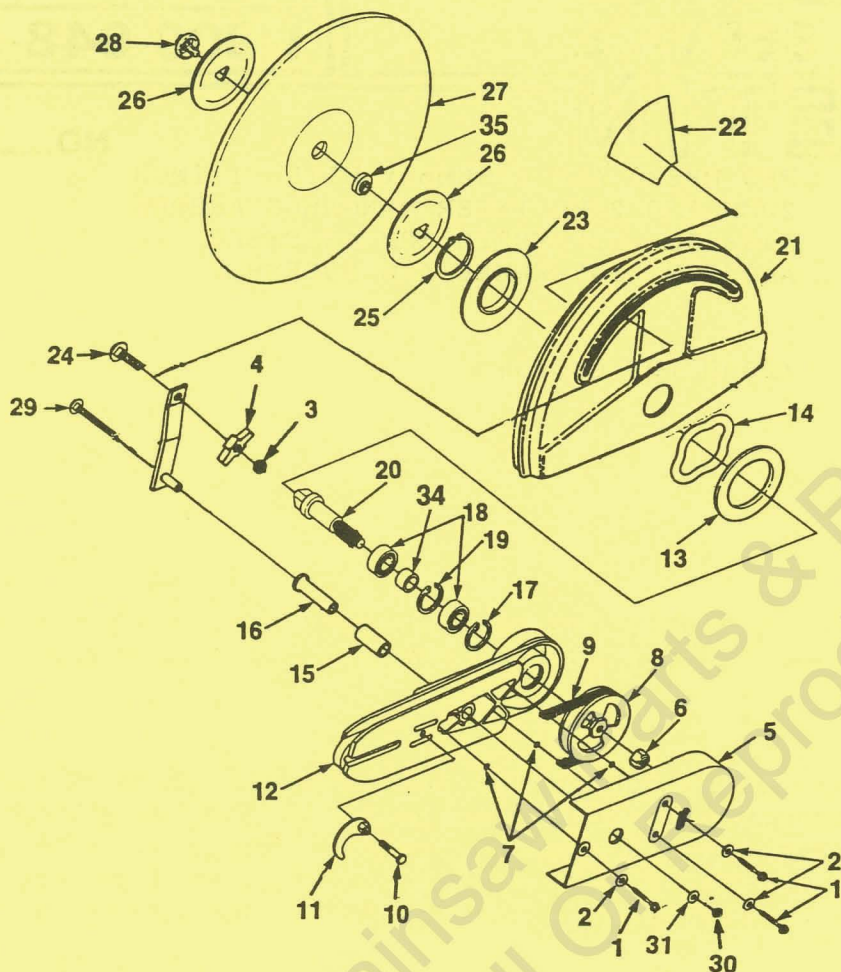
Owners Manual Part No. 18485A-Second Edition should accompany this unit. Contact one of our dealer representatives at 1-800-648-8951 if by chance you have Owners Manual Part No. 18485A-First Edition. We will ship you the correct manual(s) immediately.

A complete breakdown and part number listing for the new wheel arm assemblies is on the back of this bulletin.

*Bob Donahey*

Bob Donahey  
Service/Field Quality Mgr.  
Forestry Products

DATE 2/93



NO.	DESCRIPTION	PART NO.	QTY.	NO.	DESCRIPTION	PART NO.	QTY.
1	SCREW-Slotted (1/4-20x1 1/2")	94143	3	21	GUARD-Wheel (12" only)	A-01872-B	1
2	WASHER-Flat (1/4")	84026	3		GUARD-Wheel (14" only)	A-01873-A	1
3	NUT	81162	1	22	LABEL-Caution	48922-A	1
4	KNOB	JA-33955-O	1	23	WASHER-Mounting(12"only)	46000	1
5	COVER-Arm	43966-C	1		WASHER-Mounting(14"only)	46000-1	1
6	NUT-Hex lock(1/2-13)	81245	1	24	BOLT-Step	82519-A	1
7	"O" RING	46462	3	25	RING-Retaining	46065	1
8	PULLEY-Driven	A-03233	1	26	FLANGE-Wheel	01909-1	2
9	BELT-"V" drive	46068	1	27	WHEEL-Resinoid	NOTE 1	
10	SCREW-Hex hd. (5/16-18x1 1/2")	80087	1	28	KIT-Screw, Wash. & Retain.	A-03412	1
11	CAM & ADJUSTER	A-49194	1	29	SCREW-Sq. Neck Rd. Hd.	49815	1
12	ARM-Wheel	A-49558	1	30	NUT-Hex (5/16-18)	81162	1
	Includes:			31	WASHER-Flat (5/16)	84027	1
13	SHIM	47387	1	32	TUBING-Rubber	49553-A	1
14	SPRING-Wae	47388	1		ARM-Adjusting (12"only)	02839-1	1
15	TUBING-Rubber	49553-A	1		Adjusting (14"only)	49817-1	1
16	SPACER-Guard adjusting	49818	1	34	SPACER-Bearing	46067	1
17	RING-Retaining	31746	1	35	SPACER- (1")	01902	1
18	BEARING-Ball	63107	2		(22mm)	01903	1
19	RING-Retaining	47207	1		(20mm)	01907	1
20	SHAFT-Wheel	01905	1				

NOTE 1: See your Accessories Listing for proper part numbers.

# HOMELITE®

## TECHNICAL SERVICE

# BULLETIN

DEALER INFORMATION, TECHNICAL  
ADVICE AND PRODUCT INFORMATION  
CAN BE OBTAINED AT THIS NUMBER:

**1-800-648-8951**

NO. 193-005

**SUBJECT:** PRODUCT IMPROVEMENTS


**AFFECTS:** 250 - 300 CHAIN SAWS  
CS40 - CS50 CHAIN SAWS

Several improvements have been made to the referenced model chain saws.

Improvements include:

1. Retention of the short block to the engine housing has been improved by molding two steel inserts into the engine housing. The new engine housing part number is A03720-A. Note: The two mounting screws used on the clutch side should be replaced when the engine housing is changed. Mounting screws (80864-1) come with dry loctite on them (do not substitute). When installed, torque the engine mounting screws to 50-60 in.lbs.
2. A new exhaust cover (01734-B) has been released. This cover seals tightly against the spark arrestor and will eliminate high temperatures seen at the front of the engine housing.
3. Spirol Pin (03585), when placed in the oil tank duckbill check valve prevents the check valve from popping out during removal or installation of the oil tank.
4. The brake latch adjuster pin (98422-A) is now installed from the cylinder side of the handguard. This makes the snap ring (01820), easier to install on the pin.
5. A new retaining cable (03583) has been released to prevent overstretching of the upper isolator spring and to provide a more positive spring retainer. This cable replaces the polypropylene webbing used previously.
6. The upper isolator is now fastened to the engine housing with a 10-24 x 7/8" pan head screw (82562), #10 flat washer (84008) and 10-24 square nut (70810). These adjustments will provide greater clamping force on the isolator spring. The changes will also keep the spring from pivoting and loosening the retaining screw.

Please mark your current Parts Lists with the noted changes.



Bob Donahey  
Service/Field Quality Mgr.  
Forestry Products

DATE 7/93

# HOMELITE®

## TECHNICAL SERVICE

# BULLETIN

DEALER INFORMATION, TECHNICAL  
ADVICE AND PRODUCT INFORMATION  
CAN BE OBTAINED AT THIS NUMBER:

**1-800-648-8951**

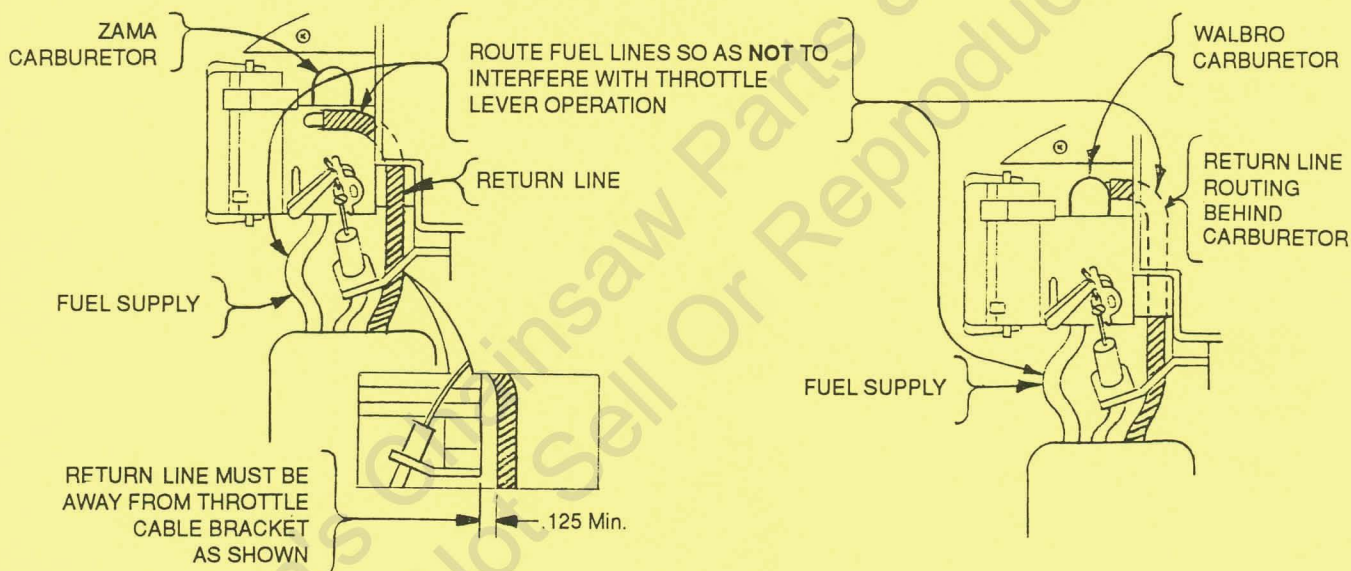
NO. 293-001

**SUBJECT: BP 250 BLOWERS**

**AFFECTS: BP 250 BLOWERS WITH SERIAL NUMBERS  
HO2500001 THROUGH HO3230001**

The above blowers may require re-routing of the fuel return line to prevent contact with the cylinder or crankcase.

Re-route the return line as shown below:



Use:	Fail Code	CV480
	Job Code	CV48
	Flat Rate	0.1

Any units received after November 19, 1993 are not affected.

Please advise any customers who may have purchased a BP 250 with the above serial numbers of this condition and have them return the unit for correction. We apologize for any inconvenience that this may have caused.

Peter P. Knoell  
Field Quality  
Assurance Manager

DATE 11/93