




Leon's Chainsaw Parts & Repair
Do Not Sell or Reproduce

Homelite
CLASSIC

Homelite
CLASSIC



Style

and

comfort

that

makes

Classics.



z725ce



z725cea



HLT-15

EXPAND-IT® SHAFT

STRING TRIMMERS


You're looking for value -- more easy-to-use features for the money. And you want the best. Homelite meets the challenge with sleek new designs that are more than just handsome. They're easier to use, better balanced, have an easier-to-fill gas tank, contoured handles and housings. Good look, great feel -- smart value.



CULTIVATOR



BLOWER



EDGER



BRUSHCUTTER



HB-100



HB-290V

BLOWERS

The Homelite "Smooth Operator" System of effortless starting highlights the integrated performance features of these popular models. Blowers and Blower/Vacs that clean up in a hurry -- time after time.



d630cd



d730cdv



d830sd
d830sb



ST-385



d830ca




d830sba



PLTA-3400



PBC-3600



PBC-3800



HB-390



BP-250




PHB-3000



PBP-3000

Learn's Chainsaw Parts & Repair
Do Not Sell or Reproduce

Homelite
CLASSIC



Keep

your

earth

clean

daily.

A reputation is earned not born. Homelite chain saws have done just that. From our lightweight electric to our most powerful 2-cycle models, our heritage as a leader in chain saw technology lives on.

CHAIN SAWS




180




192




200



HT-17



HT-19



HT-21

HEDGE TRIMMERS

Power and portability to make your work easier. Homelite gas powered hedge trimmers provide the lightweight and flexibility of an electric trimmer without the annoying cord. Results without the hassles, what could be easier.



SUPER 240



SXL



252



8800



300



Carry Case

ATTACHMENTS



AERATOR



DETHATCHER



EDGER



WHEEL KIT


HTC-12



TILLER / CULTIVATOR

Go places that full size tillers can't. Perfect for filling, cultivating, weeding, landscape and garden areas, mixing fertilizer or mulch, edging, aerating and dethatching lawn areas. Turn your lawn or landscape into a "showplace".

Homelite
CLASSIC



Power

for

land


sea and

air.


PUMPS

Water, drain, clean or handle emergencies with this line-up of pumps. A valuable maintenance tool for any home. Perfect for watering lawns, gardens, shrubs and trees.

HL2500




LR4400



AP-125


LR15500



AP-220

GENERATORS


When you need power you need a Homelite generator. Designed to fit any demand. From general home use models to models loaded with all the extras.



AP-520



PW1500




PW1750



PW2200

PRESSURE WASHERS

Homelite pressure washers can handle a wide variety of cleaning tasks - around the home or any job site. These dependable, portable units are ideal for cleaning walks, driveways, cars, trucks, boats, swimming pools, houses and much more.



MB-1000

Homelite
CLASSIC



®

little

something

extra.

STRING TRIMMER / BRUSHCUTTER SPECIFICATIONS

	z725ce	z725cea	HLT-15	d630cd	d730cdv	d830sd
UT#	20616	20644	20602	20622	20620	20621
UPC (0-46396-)	20653-4	20681-7	20606-0	20657-2	20655-8	20656-6
Engine Displacement	25cc	25cc	25cc	30cc	30cc	30cc
Starting System	Electric Start	Electric Start	Pull Start	Pull Start	Pull Start	Pull Start
Carburetor	Auto. Choke	Auto. Choke	Primer Bulb	Primer Bulb	Primer Bulb	Primer Bulb
Cutting Swath	17"	17"	15"	16"	17"	18"
Single/Dual Line	Dual Line	Dual Line	Dual Line	Dual Line	Dual Line	Dual Line
Line Diameter	.080"	.080"	.080"	.095"	.095"	.095"
Line Advance Mech.	E-Z Line™	E-Z Line™	E-Z Line™	E-Z Line™	E-Z Line™	E-Z Line™
Blade	N/A	N/A	N/A	N/A	N/A	N/A
Accessories	none	none	none	none	Strap/Spool of line	none
Expand-It (TM) Shaft	No	Yes	No	No	No	No
Warranty	2 Year	2 Year	2 Year	2 Year	2 Year	2 Year

	d830ca	d830sb	d830sba	ST-385	PLTA-3400	PBC-3600	PBC-3800
UT#	20642	15108	15115	15040	15117	15089	15077
UPC (0-46396-)	20679-4	15108-7	15115-5	15016-5	15117-9	15040-0	15065-3
Engine Displacement	30cc	30cc	30cc	30cc	30cc	30cc	40cc
Starting System	Pull Start	Pull Start	Pull Start	Pull Start	Pull Start*	Pull Start*	Pull Start*
Carburetor	Primer Bulb	Primer Bulb	Primer Bulb	Primer Bulb	Primer Bulb	Primer Bulb	Primer Bulb
Cutting Swath	18"	18"	18"	18"	18"	18"	18"
Single/Dual Line	Dual Line	Dual Line	Dual Line	Dual Line	Dual Line	Dual Line	Dual Line
Line Diameter	.095"	.095"	.095"	.095"	.095"	.095"	.105"
Line Advance Mech.	E-Z Line™	E-Z Line™	E-Z Line™	E-Z Line™	Tap Adv.	Tap Adv.	Manual
Blade	N/A	Tri-Arc™ Incl.	Tri-Arc™ Incl.	Tri-Arc™ Incl.	Blade Optn.	XRT Incl.	Tri Arc™ Incl.
Accessories	none	Strap	Strap	Strap	Strap	Harness	Harness
Expand-It™ Shaft	Yes	No	Yes	No	Yes	No	No
Warranty	2 Year	2 Year	2 Year	2 Year	2 Year**	2 Year**	2 Year**

*Outboard Recoil Starter
** 90 day Commercial Warranty

BLOWER SPECIFICATIONS

	HB-100	HB-290	HB-290V	HB-390	HB-390V	BP-250	PHP-3000	PBP-3000
UT#	08011	08037	08041	08023	08024	08017	08028	08033
UPC (0-46396-)	08011-0	08031-8	08034-9	08019-6	08020-2	08013-4	08024-0	08033-2
Engine Displacement	25cc	30cc	30cc	30cc	30cc	30cc	30cc	30cc
Max. Air Velocity (mph)	150	150	150	170	170	170	180	180
Max. Air Volume (cfm)	350	375	375	375	375	425	450	450
Decibels at 50 feet	69	66	66	70	70	70	70	70
Vacuum Capable	No	Capable	Included	Capable	Included	No	Capable	No
Warranty	2 Year	2 Year	2 Year	2 Year	2 Year	2 Year	2 Year**	2 Year**

*Outboard Recoil Starter
** 90 Day Commercial Warranty

HEDGE TRIMMER SPECIFICATIONS

	HT-17	HT-19	HT-21
UT#	18007	18023	18028
UPC (0-46396-)	18007-0	18020-9	18025-4
Engine Displacement	16cc	16cc	16cc
Blade Size	17"	19"	21"
Blade Type	Double Sided, Sharpened	Double Sided, Sharpened	Double Sided, Sharpened
	Single Reciprocating	Single Reciprocating	Single Reciprocating
Fuel Capacity	5.2 oz.	5.2 oz.	5.2 oz.

CHAIN SAW SPECIFICATIONS

UT No.	Bar Size in. (cm)	Displacement cu. in. (cc)	Chain Brake	Chain Pitch	Chain Oil Capacity oz. (ml)	Fuel Capacity oz. (ml)	Power Head Weight lbs. (kg)
180	10752	12-16 (30-40)	1.8 (30)	no	3/8" LP	6.1 (180)	7.5 (3.4)
192	10729	12-18 (30-45)	2.0 (33)	no	3/8" LP	6.1 (180)	7.5 (3.4)
192 16CC	1075	16 (40)	2.0 (33)	no	3/8" LP	6.1 (180)	7.5 (3.4)
200	10690	12-18 (30-45)	2.0 (33)	yes	3/8" LP	6.1 (180)	8.5 (4)
200 16CC	10719	16 (40)	2.0 (33)	yes	3/8" LP	6.1 (180)	8.5 (4)
Super 240	10717	16-20 (40-50)	2.4 (39)	no	.325"	7.3 (215)	9.8 (4.4)
Super 240 18CC	10718	18 (45)	2.4 (39)	no	.325"	7.3 (215)	9.8 (4.4)
252	10732	16-20 (40-50)	2.5 (40)	yes	.325"	12.2 (360)	10.5 (4.9)
300	10687	16-20 (40-50)	3.0 (49)	yes	.325"	12.2 (360)	11.8 (5.3)
Super XL	10045	16-20 (40-50)	3.5 (57)	no	3/8"	15 (443)	13.9 (6.3)
8800	10731	20-43 (50-107)	5.45 (88)	yes	3/8"	17 (503)	18.3 (8.2)

*CC models include carry case

PUMP SPECIFICATIONS

UT No.	Suc/Dis. in. (cm)	Capacity GPH (l/hr.)	Total Head ft. (m)	Priming Time in Secs. @ 25' Lift	Engine	HP	Low Oil Shut-Off	Run Time hrs.	Net Weight lbs. (kg)	Ship Weight lbs. (kg)	
AP-125	01704	1 (2.5)	1,860 (7,040)	110 (33.5)	70 (20 ft.)	Homelite® 2-Cycle	1	N/A	.75	9 (4)	12.5 (5.7)
AP-220	01549	2 (5)	8,400 (31,800)	110 (33.5)	65	B&S 4-Cycle	3.5	No	1.2	32 (14.5)	37 (16.8)
AP-520	01552	2 (5)	9,600 (36,300)	120 (36.5)	65	B&S 4-Cycle	5	No	1.0	38 (17.2)	42 (19)

PRESSURE WASHER SPECIFICATIONS

UT No.	PRESSURE-PSI	FLOW-GPM	ENGINE/HP	DETERGENT INJECTOR	WEIGHT-LBS.
MB-1000	01596 B	1000	1.7	HOMELITE/1.2	12
PW1500	01815	1500	1.8	B&S/3.75	52
PW1750	01816	1750	1.9	B&S/4.0	55
PW2200	01817	2200	1.9	B&S/5.5	61

GENERATOR SPECIFICATIONS




UT. NO.	WATTS (INT)	WATTS (CONT.)	VOLTS	AMPS AC	CPS (Hz)	LOW OIL SHUT OFF	HP@ 3600 RPM	RUN TIME TANK (HRS)	VOLT REG.	IDLE CONT.	NET WT. LBS. (KG)
LRI2500	03777	2500	2300	120	19.2	60	YES	5	7.20	+/-6%	STD. 95(43)
LRI4400*	03787	4400	4000	120(240)	33.3(16.7)	60	YES	8	6.00	+/-6%	STD. 142(64)
LRI5500*	03791	5500	5000	120(240)	41.7(20.8)	60	YES	11	5.00	+/-6%	STD. 188(85)

UT. NO.	WATTS (INT)	WATTS (CONT.)	VOLTS	AMPS AC	CPS (Hz)	LOW OIL SHUT OFF	HP @ 3600 RPM	RUN TIME TANK (HRS)	VOLT REG.	NET WT. LBS. (KG)	
LR2500	03773	2500	2300	120	19.1	60	YES	5	7.20	INHERENT	87(39)
LR4400*	03781	4400	4000	120(240)	33.3(16.7)	60	YES	8	6.00	INHERENT	134(60)
LR5500*	03774	5500	5000	120(240)	41.7(20.8)	60	YES	11	5.00	INHERENT	180(81)
HL2500	03697A	2500	2300	120	19.1	60	NO	5	1.8	INHERENT	72(33)
HL4400*	03698A	4400	4000	120(240)	33.3(16.6)	60	NO	8	1.2	INHERENT	97(44)

*Available in electric start

TILLER / CULTIVATOR SPECIFICATIONS

UT. NO.	ENGINE	TILLING DEPTH	TILLING WIDTH	DRIVE TYPE	WEIGHT
HTC-12	22089 Homelite 30cc 2-CYCLE	Adjustable to 8 in. (20cm)	7-10in. (18-25cm)	Worm gear transmission	24lbs. (10.9 kg)



STRING TRIMMER ACCESSORIES

Z725ce	HLT-15	d630cd	d730cdv	d830sd	ST-385	PLTA3400	PBC3600	PBC3800
--------	--------	--------	---------	--------	--------	----------	---------	---------

Complete String Head Assembly									
DA 03001	E-Z Line™.080 With Black Retainer (R/H Thread)	X	X						
DA 04591	E-Z Line™.095 With Black Retainer (R/H Thread)			X	X	X			
DA 02333 1	Pro-Series™.095 Semi-Auto Stringhead						X	X	X
DA 04019	Pro-Series™.095 Manual Line Advance						X	X	X
Prewound Line & Spool									
DA 98912 E	Line & Spool .080	X	X						
DA 02598 C	Line & Spool .095			X	X	X	X		
Spool Retainers									
DA 98866 A	Spool Retainer-Black	X	X	X	X	X			
DA 97910 C	Spool Retainer-Red							X	
Replacement Line - Standard Round									
D 06509	50 ft. Clamshell (50 ft.) .080" Standard Round	X	X						
D 06510	Small Donut (195 ft.) .080" Standard Round	X	X						
D 06512	50 ft. Clamshell (50 ft.) .095" Standard Round			X	X	X	X	X	X
D 06513	Small Donut (135 ft.) .095" Standard Round			X	X	X	X	X	X
Replacement Line - Pro-Series™ " I " Beam									
D 06516	Small Box (170 ft.) .080" Pro-Series™ I-Beam™	X	X						
D 06519	Small Box (120 ft.) .095" Pro-Series™ I-Beam™			X	X	X	X	X	X
Blades									
D 98717 B	8" Tri-Arc™ Blade						X	X	X
DA 02616 B	Weed Blade (2)						X		
D 98935 B	8" Saw Blade						X	X	X
DA 04876	XRT Brush Blade						X	X	X
DA 00714 B	7" Machete™ Blade						X	X	X
Other Accessories									
D 06550	Battery Charger	X							
DA 06965	Battery Pack	X							
DA 92703 C	Shoulder Comfort Strap	X	X	X	X	X	X	X	X
D 06615	Air Filter			X	X	X			
D 06485	Air Filter	X							
D 98760 B	Air Filter		X				X	X	X
DA 06486	Fuel Cap	X		X	X	X			
DA 00099 A	Fuel Cap		X				X	X	X
01231 D	Exact Mix™ Oil	X	X	X	X	X	X	X	X
D 96169 C	Spark Plug	X	X	X	X	X	X	X	X

BLOWER ACCESSORIES

HB100	HB290	HB290V	HB390	HB390V	BP250
-------	-------	--------	-------	--------	-------

A 00390 G	Vacuum Attachment Kit		X		X		
DA 98138 B	Shoulder Strap Kit	X	X	X	X	X	
A 02514 C	Gutter Maintenance Kit		X	X	X	X	
D 98760 B	Air Filter	X	X	X	X	X	X
D 96169 C	Spark Plug	X	X	X	X	X	X

HEDGE TRIMMER ACCESSORIES

HT-17	HT-19	HT-21
-------	-------	-------

D 98760 B	Air Filter	X	X	X
D 96169 C	Spark Plug	X	X	X

CHAIN SAW ACCESSORIES

180	192	200	Super 240	252	300	Super XL	8800
-----	-----	-----	-----------	-----	-----	----------	------

Bar & Chain Combinations

DA 04685	14" PT Bar & Chain Combination	X	X	X			
DA 04686	16" PT Bar & Chain Combination	X	X	X			
DA 04688	16" PT Bar & Chain Combination				X		
DA 04689	18" PT Bar & Chain Combination				X		
DA 04690	16" PT Bar & Chain Combination				X	X	
DA 04691	18" PT Bar & Chain Combination				X	X	
DA 04692	20" PT Bar & Chain Combination				X	X	
DA 04693	16" PT Bar & Chain Combination						X X
DA 04694	20" PT Bar & Chain Combination						X X

Chain Saw Maintenance Items

DA 92701 C	Fuel and Oil Cap	X	X	X			
DA 96936 C	Fuel/Oil Cap				X		
DA 00904 A	Fuel/Oil Cap				X	X	
D 02500	Air Filter-2 Per Pack	X	X	X			
D 63589 C	Air Filter						X
DA 96349 B	Air Filter				X		
D 63547 B	Spark Plug						X
D 96169 C	Spark Plug	X	X	X	X	X	X
D 92608 C	5/32" Double Blister Packed Files	X	X	X			
D 06899	3/16" Double Blister Packed Files				X	X	X
D 92606 B	7/32" Double Blister Packed Files						X X
D 06882	5/32" File Guide and File	X	X	X			
D 06883	3/16" File Guide and File				X	X	X
D 06884	7/32" File Guide and File						X X
D 94002 B	File-N-Joint	X	X	X	X	X	X X
DA 06886	5/32" Sharpening Kit	X	X	X			
DA 06887	3/16" Sharpening Kit				X	X	X
DA 06888	7/32" Sharpening Kit						X X
D 06885	4-in-1 Depth Gauge	X	X	X	X	X	X X
D 92609 B	6" Flat File	X	X	X	X	X	X X

Lubricants And Other Accessories

D 92671 C	5-1/2" Felling Wedge	X	X	X	X	X	X X
D 24814 B	Combination Wrench	X	X	X			
01231 D	Exact Mix™ Oil	X	X	X	X	X	X X
98888 C	32:1 Mixing Oil 1/4 Pint-6 Packs	X	X	X	X	X	X X
04454 A	32:1 Mixing Oil 1/4 Pint	X	X	X	X	X	X X
98663 B	32:1 Mixing Oil 1/2 Pint-6 Packs	X	X	X	X	X	X X
04455	32:1 Mixing Oil 1/2 Pint	X	X	X	X	X	X X
98664 C	Bar & Chain Oil Quart	X	X	X	X	X	X X
98665 A	Bar & Chain Oil Gallon	X	X	X	X	X	X X



Leon's Chainsaw Parts & Repair
Do Not Sell or Reproduce

Homelite
A Tenneco Company

P.O. Box 7047 ♦ CHARLOTTE NC USA 28241 ♦ 704.588.3200