


ILLUSTRATED PARTS LIST

MODELS	SERIAL NUMBER PREFIX
600072F	12-

PRO MAC™ 850 SUPER CHAIN SAW



McCulloch chain saws are identified by a model number (in this instance, 600072) followed by a suffix letter (A, B, C, etc.) stamped on the identification plate attached to the saw. Suffix letters denote variations in parts or assemblies in the manufacture of the saw.

Part numbers listed in this IPL which have a suffix letter or letters following the description, indicate the part is used only on the model(s) identified by the letter or letters.

Part numbers and descriptions without suffix letter or letters apply to all versions of the chain saw model.

Part numbers which have one or more dots (.) preceding their descriptions may be ordered individually, but they are also included in the kit or assembly whose description begins directly above the dot(s).

Part numbers in this IPL which were not in the previous IPL covering these saws, are indicated by a dash (-) preceding the new part number.

The policy of McCulloch Corporation is one of continual improvement in design, manufacturing and engineering advancement wherever possible to assure still finer two-cycle power tools. Hence, specifications, equipment, colors, design and manufacturer's suggested list prices are subject to change without notice and McCulloch Corporation reserves the right to make such changes without prior notification or obligation to backfit or supply backfit components for units previously shipped from the factory.

February 1984

- CONTENTS -

	<u>Page</u>
Figure 1. General	2
Figure 2. CHAIN BRAKE	4
Figure 3. Fan Housing & Starter Asys	5
Figure 4. Fuel Tank Assembly	6
Figure 5. Carburetor Assembly	7
Figure 6. Powerhead & Oiler Assemblies ..	8
Accessories	5
Service Specifications	5

**McCULLOCH
CORPORATION**

© U.S.A. - McCulloch Corporation, 1984

215710-R1

Printed in U.S.A.

(This IPL supercedes and replaces IPL, P/N 215039)

Pro Mac™ 850 Super

Figure 1. General

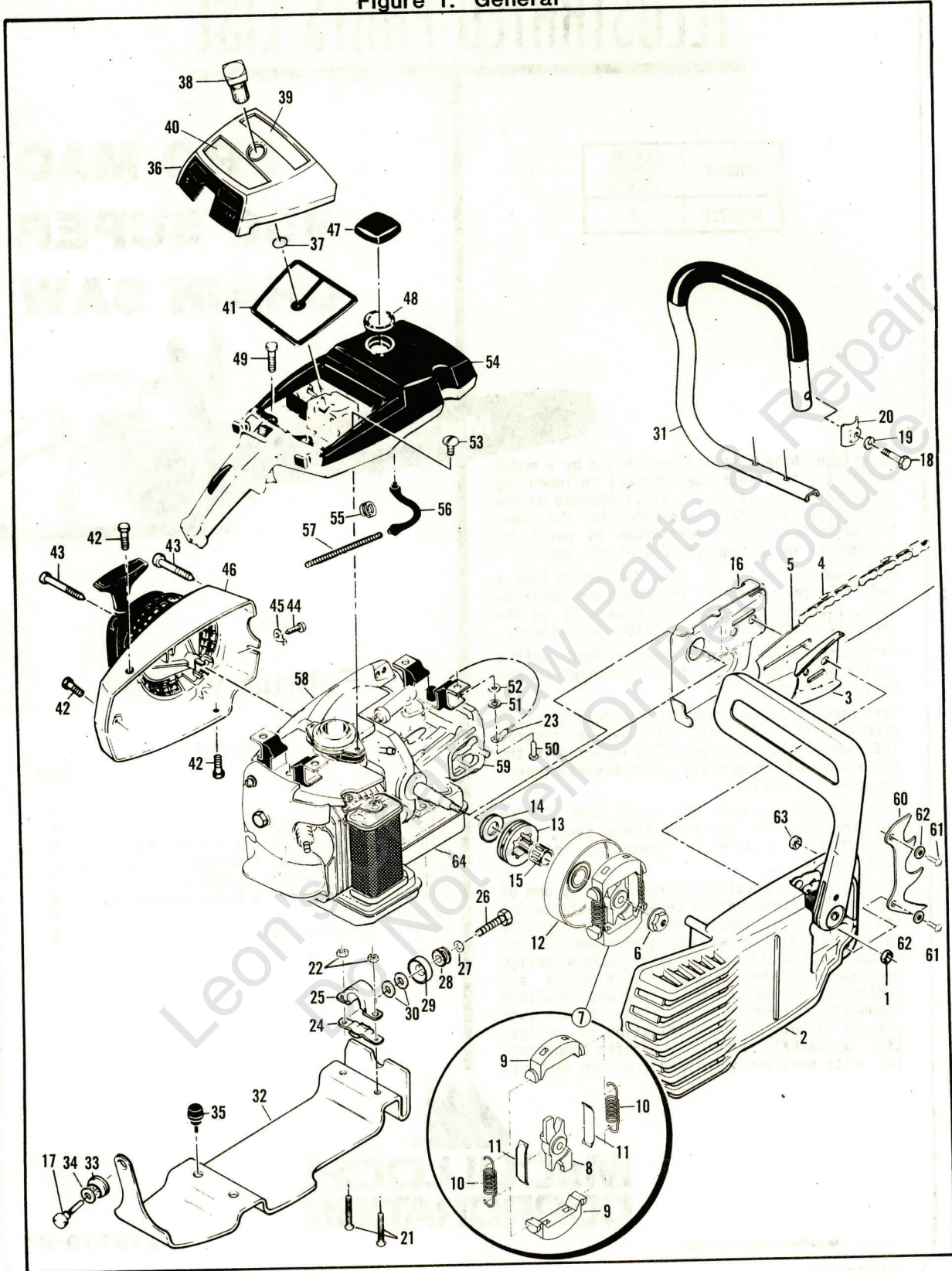


Figure 1. General

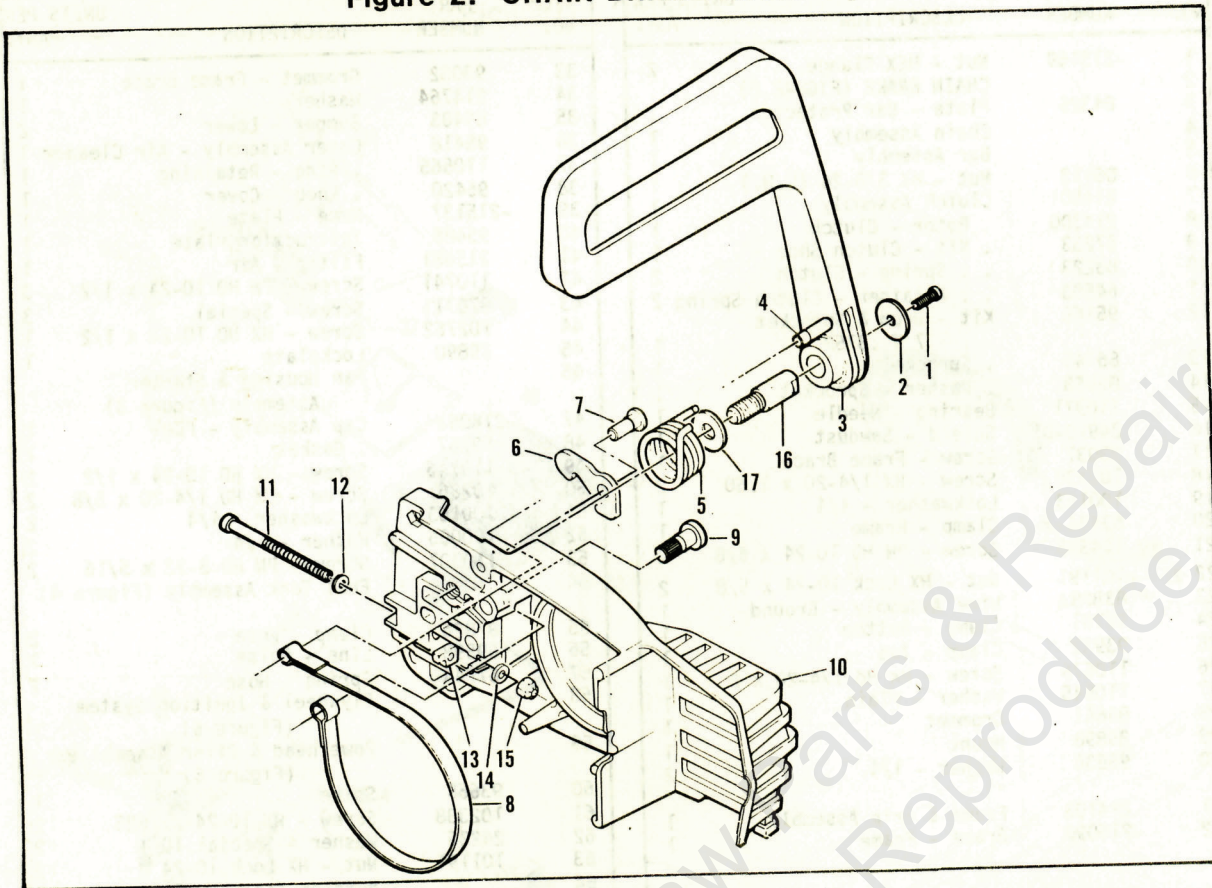
Pro Mac™ 850 Super

ITEM NO.	PART NUMBER	DESCRIPTION	UNITS PER ASY.
1	-213169	Nut - HEX Flange	2
2		CHAIN BRAKE (FIGURE 2)	
3	64325	Plate - Bar Protector	1
4		Chain Assembly	1
5		Bar Assembly	1
6	86113	Nut - HX 3/8-24 (L.H.)	1
7	214301	Clutch Assembly	1
8	214300	. Rotor - Clutch	1
9	67233	. Kit - Clutch Shoe	1
10	83223	. . Spring - Clutch	2
11	64583	. . Retainer - Clutch Spring	2
12	95166	Kit - Drum & Sprocket 7 T .375P	1
13	86145	. Sprocket	1
14	86958	. Washer - Sprocket	1
15	110971	Bearing - Needle	1
16	84978-01	Shield - Sawdust	1
17	93037	Screw - Frame Brace	1
18	102130	Screw - HX 1/4-20 x 1.50	2
19	100153	Lockwasher - 1/4	1
20	63484	Clamp - Frame	1
21	104395	Screw - PN HD 10-24 x 5/8	2
22	101191	Nut - HX Lock 10-24 x 5/8	2
23	83828A	Wire Assembly - Ground	1
24	92701	Clamp - Bottom	1
25	93932	Clamp - Top	1
26	110679	Screw - Hx Hd 1/4-20 x 2	1
27	110845	Washer - Plain	1
28	84661	Grommet	1
29	85898	Mount	1
30	95636	Washer - 1/4	2
31	214103	Frame & Grip Assembly	1
32	-216090	Brace - Frame	1

ITEM NO.	PART NUMBER	DESCRIPTION	UNITS PER ASY.
33	93032	Grommet - Frame Brace	1
34	214764	Washer	1
35	89403	Bumper - Lower	2
36	95418	Cover Assembly - Air Cleaner	1
37	110565	. Ring - Retaining	1
38	95420	. Knob - Cover	1
39	-215137	Name - Plate	1
40	95486	Instruction Plate	1
41	215681	Filter - Air	1
42	110741	Screw - PN HD 10-24 x 1/2	3
43	87871	Screw - Special	3
44	102762	Screw - HX HD 10-24 x 1/2	1
45	69890	Lockplate	1
46		Fan Housing & Starter Assembly (Figure 3)	
47	-216053	Cap Assembly - Fuel	1
48	69767	. Gasket	1
49	110746	Screw - HX HD 10-24 x 1/2	2
50	102861	Screw - HX HD 1/4-20 x 5/8	2
51	100153	Lockwasher - 1/4	2
52	100005	Washer - 1/4	2
53	110807	Screw - PN HD 8-32 x 5/16	2
54		Fuel Tank Assembly (Figure 4)	
55	87826	Clamp - Hose	2
56	69598	Line - Pulse	1
57	67944	Spring - Hose	1
58		Flywheel & Ignition System (Figure 6)	
59		Powerhead & Oiler Assemblies (Figure 6)	
60	93668	Spike	1
61	102388	Screw - HX 10-24 x .625	2
62	24236	Washer - Special 10	2
63	101191	Nut - HX Lock 10-24	2
64		Muffler Assembly (Fig. 6)	1

Pro Mac™ 850 Super

Figure 2. CHAIN BRAKE Assembly.

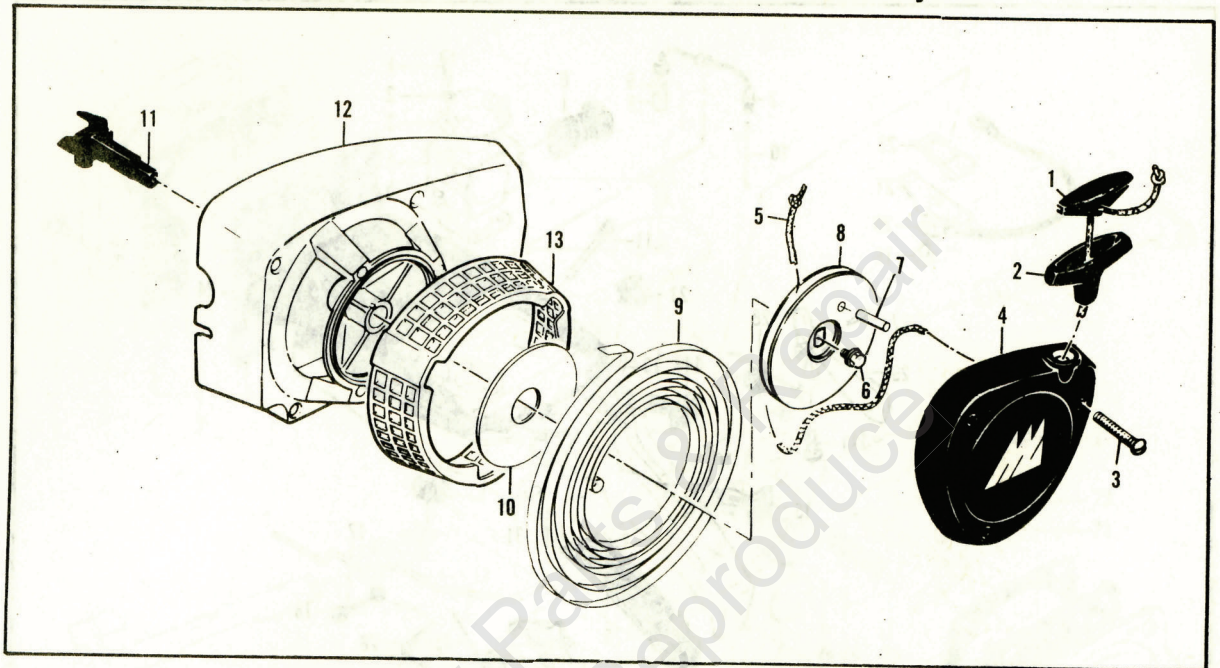


ITEM NO.	PART NUMBER	DESCRIPTION	UNITS PER ASY.
	-216163	CHAIN BRAKE Assembly	
1	102500	. Screw - PN HD 10-24 x 1/2	1
2	91273	. Washer - Special	1
3	-215911	. Lever Assembly	1
4	214366	. Pin Assembly - Roller	1
5	93085	. Spring - Brake	1
6	93083	. Latch	1
7	93669	. Pivot - Latch	1
8	93081	. Band - Brake	1
9	93082	. Pin - Band Anchor	1

ITEM NO.	PART NUMBER	DESCRIPTION	UNITS PER ASY.
10	215715	. Housing Assembly - Brake	1
11	710527	. . Screw - Phillips Head 10-24 x 2-3/4	1
12	110264	. . Washer - Special #10	1
13	61705	. . Nut - Bar Adjusting	1
14	100002	. . Washer - Plain #10	1
15	102067	. . Nut - HX 10-24	1
16	91246	. . Pin - Lever Pivot	1
17	91245	. . Washer - Thrust	1

Pro Mac 850 Super

Figure 3. Fan Housing & Starter Assembly.



ITEM NO.	PART NUMBER	DESCRIPTION	UNITS PER ASY.
	215779	Fan Housing & Starter Asy.	1
1	214699	. Insert - Starter	1
2	93137	. Handle - Starter	1
3	110646	. Screw - Oval 8-32 x 1-1/8	3
4	215707	. Cover Assembly - Starter	1
5	87670	. Rope - Starter	1
6	110928	. Screw - HX HD 10-24 x 1/2	1
7	105841	. Pin -Roll	1

ITEM NO.	PART NUMBER	DESCRIPTION	UNITS PER ASY.
8	87689	. Drum - Starter	1
9	87680	. Spring - Rewind	1
10	86053	. Shield - Spring	1
11	95412	. Shaft - Starter	1
12	215777	. Kit - Fan Housing	1
13	214192	. . Guard - Sawdust	1

Accessories

PART NUMBER	DESCRIPTION
94962	Scrench
84453	Kit - Pressure Test Adaptor
-214223	Spark Plug (standard)
63432	Spark Plug (cooler)
6827	Wrench/Screw Driver

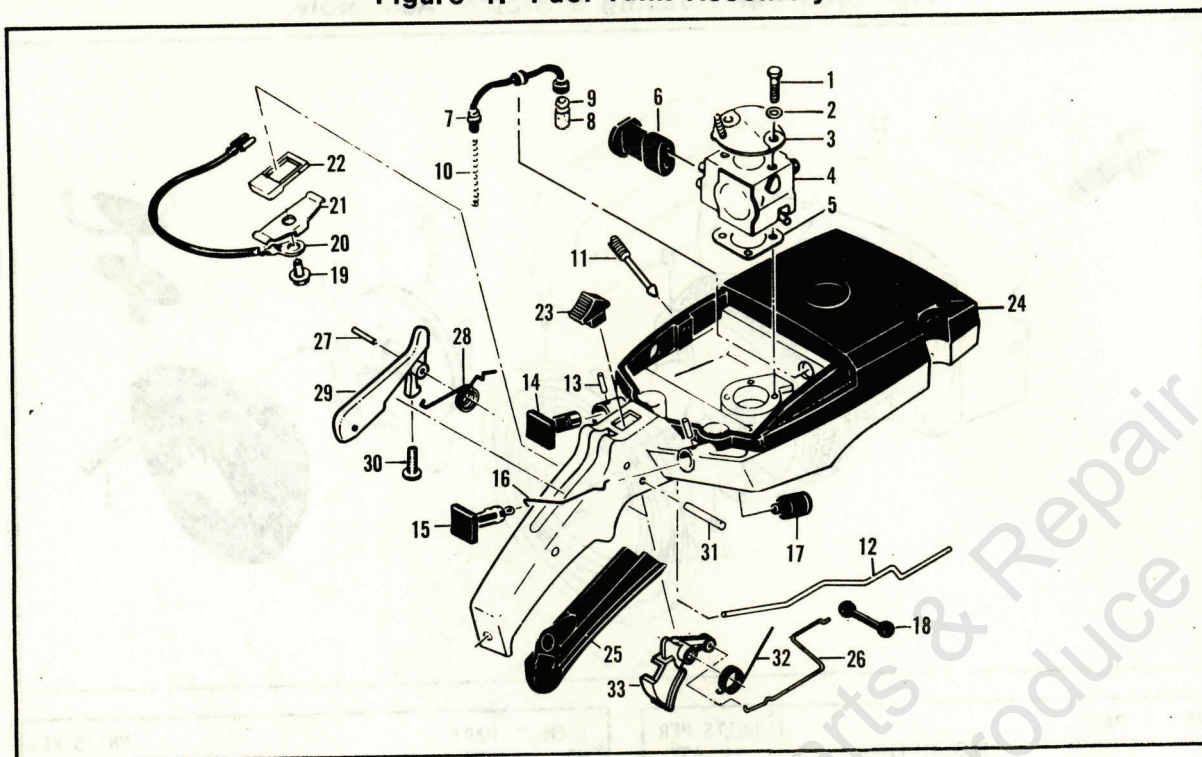
PART NUMBER	DESCRIPTION
-214194	Metal Lubri-Gun
-214195	Plastic Lube Gun
215697	Air Filter - Felt
214283	Screen/Cap Assembly (Spark Arrester)

Service Specifications

Spark Plug Gap	.025 inch (.63mm)
Clutch Engagement Speed	2800 to 3000 RPM
Lamination Gap	.011 to .015 inch (.30 to .40mm)
Torques	Connecting Rod Screws: 65 to 70 inch x lbs. (7.3 to 7.9N.m)
	Clutch Nut: 200 to 210 inch x lbs. (22.6 to 23.7N.m)
	Flywheel Nut: 265 to 325 inch x lbs. (29.9 to 36.7N.m)

Pro Mac™ 850 Super

Figure 4. Fuel Tank Assembly.

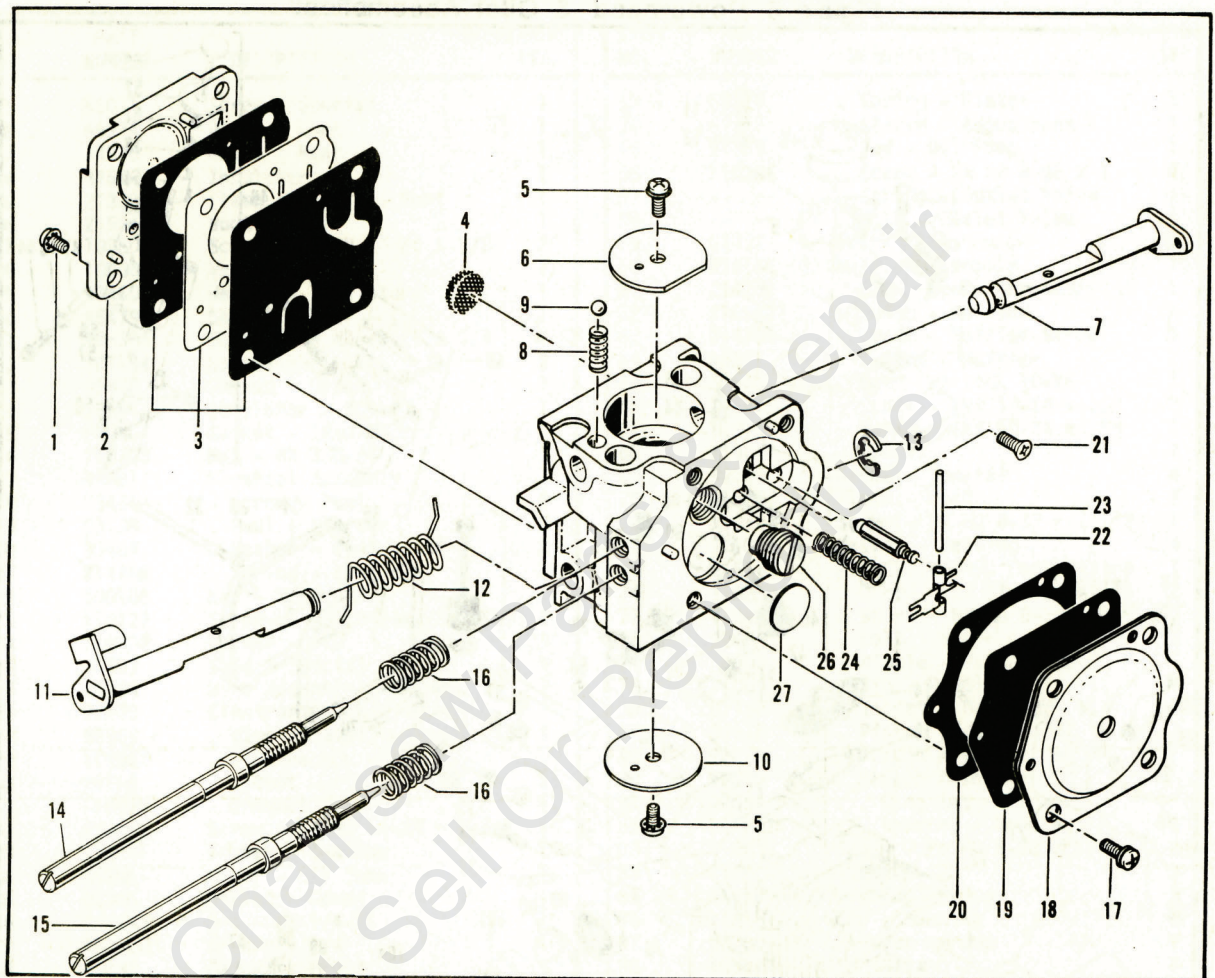


ITEM NO.	PART NUMBER	DESCRIPTION	UNITS PER ASY.
1	103357	Screw - HX HD 10-24 x 2-1/8	2
2	110964	Washer	2
3	95414	Bracket - Air cleaner	1
4		Carburetor Asy. (Figure 5)	1
5	86189	Gasket - Carburetor	1
6	214762	Boot - Carburetor Controls	1
7	215708	Hose Assembly - Fuel	1
8	63932	Filter - Fuel	1
9	100440	Washer	1
10	67944	Spring - Hose	1
11	86273	Screw - Idle Speed	1
12	92903	Rod - Oiler	1
13	105673	Pin - Roll 3/32 x 9/16	2
14	95480	Button - Oiler	1
15	95614	Button Choke	1
16	69631	Rod - Choke	1
17	69597	Boot - Control Rod	2

ITEM NO.	PART NUMBER	DESCRIPTION	UNITS PER ASY.
18	69043	Snubber - Rod	1
19	110706	Screw - PH HD 8-18 x 1/2	1
20	83661	Wire Assembly - Stop Switch	1
21	62451	Contact - Switch	1
22	214691	Base - Switch	1
23	68846	Button - Switch	1
24	94025	Tank/Control Assembly	1
25	89320	Insert - Handle Grip	1
26	92155	Rod - Throttle	1
27	105654	Pin - Roll 1/8 x 7/8	1
28	92154	Spring - Trigger Release	1
29	94275	Release Assembly - Trigger	1
30	111012	Screw-PN HD 4-40 x 5/16	1
31	110378	Pin - Roll 3/16 x 15/16	1
32	92152	Spring - Trigger	1
33	214679	Trigger - Throttle	1

Pro Mac™ 850 Super

Figure 5. Carburetor Assembly.



ITEM NO.	PART NUMBER	DESCRIPTION	UNITS PER ASY.
	214763	Carburetor Assembly (Zama)	1
1	-	. Screw - Pump Cover	4
2	-	. Cover - Fuel Pump	1
3	-	②① Kit - Pump Diaphragm	1
4	-	① Screen - Filter	1
5	-	. Screw - Plate	2
6	-	. Valve - Choke	1
7	-	. Shaft Assembly - Choke	1
8	-	. Spring - Choke Shaft	1
9	-	. Ball - Choke Friction	1
10	-	. Valve - Throttle	1
11	-	. Shaft Assembly - Throttle	1
12	-	. Spring - Throttle Return	1
13	-	. "E" Ring	1

ITEM NO.	PART NUMBER	DESCRIPTION	UNITS PER ASY.
14	-	③ Needle - High Speed	1
15	-	③ Needle - Idle	1
16	-	③ Spring - Needle	2
17	-	. Screw - Diaphragm Cover	4
18	-	. Cover - Diaphragm	1
19	-	②① Diaphragm Assembly - Main	1
20	-	②① Gasket - Main	1
21	-	① Screw - Lever Pin	1
22	-	① Lever - Inlet	1
23	-	① Pin - Lever	1
24	-	① Spring - Lever	1
25	-	① Valve - Needle	1
26	-	① Valve Assembly - Main Jet	1
27	-	① Plug - Welsh	1

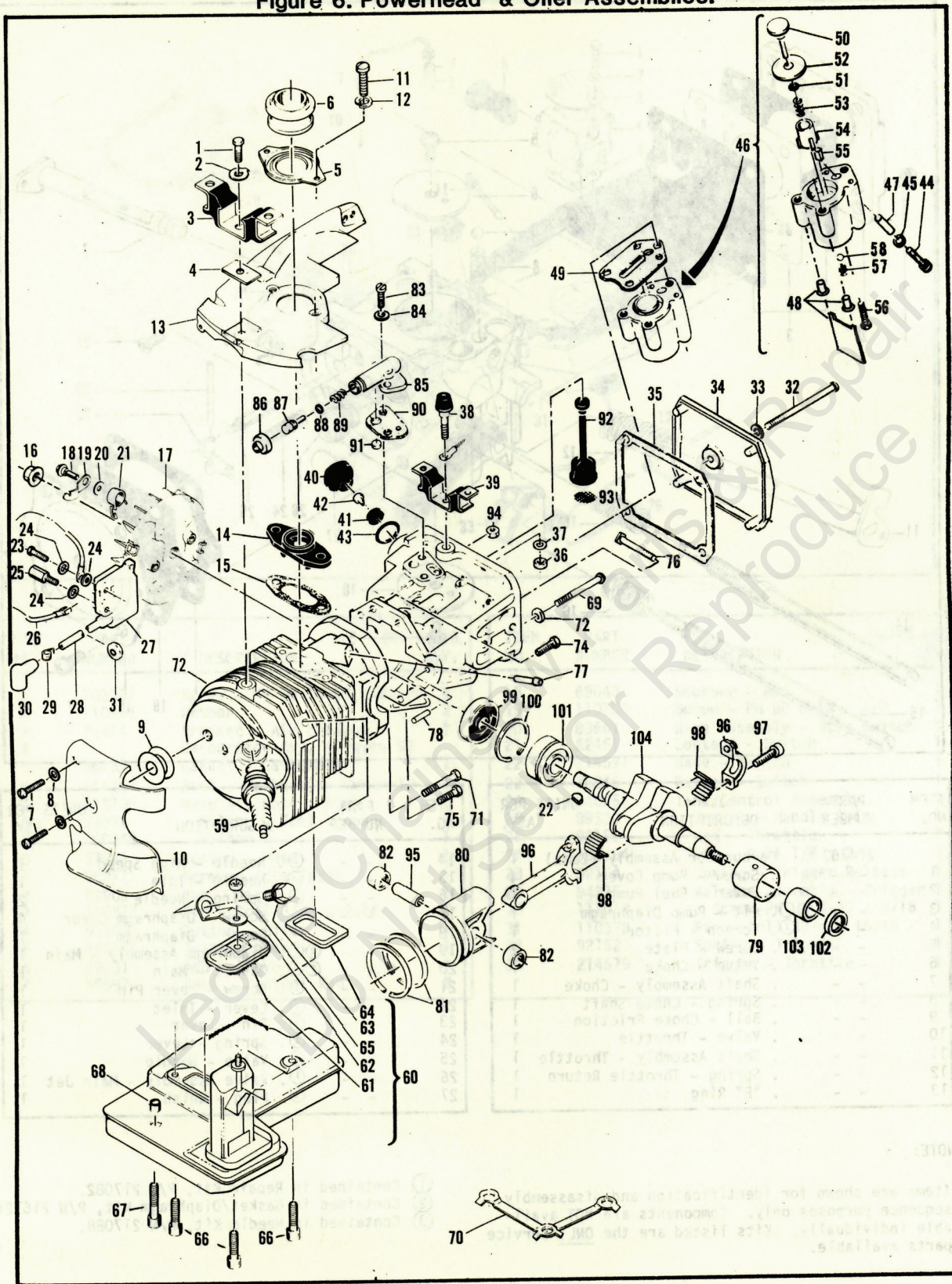
NOTE:

Items are shown for identification and disassembly sequence purposes only. Components are NOT available individually. Kits listed are the ONLY service parts available.

- ① Contained in Repair Kit, P/N 217082.
- ② Contained in Gasket/Diaphragm Kit, P/N 216724.
- ③ Contained in Needle Kit, P/N 217088.

Pro Mac™ 850 Super

Figure 6. Powerhead & Oiler Assemblies.



Pro Mac™ 850 Super


Figure 6. Powerhead & Oiler Assemblies.

ITEM NO.	PART NUMBER	DESCRIPTION	UNITS PER ASY.	ITEM NO.	PART NUMBER	DESCRIPTION	UNITS PER ASY.
1	83811	Screw - Special	1	53	60259	. Spring - Piston	1
2	69924	Plate - Lock	1	54	62227	. Sleeve - Adjustment	1
3	93925	Mount - Rear	1	55	91259	. Pad - Oil Pump	1
4	84619	Insulator	1	56	110386	. Screw - HX HD 8-32 x 1	1
5	213381	Clamp Assembly - Boot	1	57	-- --	. Spring - Outlet Valve	1
6	215247	Boot - Port	1	58	-- --	. Ball - Outlet Valve	1
7	102500	Screw - PN HD 10-24 x 1/2	2	59	63432	Spark Plug	1
8	100002	Washer - #10	2	60	-216160	② Muffler Assembly	1
9	93460	Washer - Insulator	1	61	214281	. Cap - Spark Arrestor	1
10	95479	Shroud - Rear	1	62	216087	. Strap - Muffler	1
11	104396	Screw - PN HD 10-24 x 3/4	2	63	214100	. Screw - Muffler Strap	1
12	101194	Lockwasher - #10	2	64	95387	. Gasket - Muffler	1
13	95477	Shroud - Upper	1	65	216682	. Nut - HX Lock 10-24	1
14	87844	Insulator - Inlet	1	66	104895	. Screw - Skt 10-24 x .62	3
15	88740	Gasket - Insulator	1	67	-110713	. Screw - Skt 10-24 x .88	1
16	110703	Nut - HX 3/8-24	1	68	216047	. Spacer	1
17	95481	Flywheel Assembly	1	69	62106	Screw - Special	4
18	93464	. Screw - Pawl	2	70	215203	② Plate - Lock	1
19	93198	. Pawl - Starter	2	71	110644	Screw - HX HD 8-32 x 1 1/2	1
20	93469	. Washer - Pawl	2	72	111025	Washer - Sealing	4
21	214102	. Spring - Pawl	2	73	215713	① Kit-Cylinder/C'Case/Piston	1
22	100106	Key - Woodruff	1	74	110288	. Screw - HX HD 8-32 x 3/4	2
23	110127	Screw-HX HD 10-24x7/8 (SEMS)	1	75	110963	. Screw - HX HD 8-32 x 1	1
24	100002	Washer - #10	3	76	92459	. Bolt - Bar	2
25	95603	Stud - Special	1	77	69600	. Nipple - Pulse Line	1
26	85798	Wire Assembly - Ground	1	78	110851	. Pin - Dowel	1
27	95553	Electronic Ignition Asy.	1	79	87152	. Insert - Bearing	1
28	95269	. Wire Assembly - Spark Plug	1	80	92518	① . Piston Assembly "A"	1
29	102556	. . Connector - Spark	1	80	92519	① . Piston Assembly "B"	1
30	95266	. . Boot	1	80	92520	① . Piston Assembly "C"	1
31	110995	. Grommet	1	81	87854	. . Ring Set - Piston	1
32	110291	Screw - PN HD 10-24 x 2-5/8	1	82	111021	. . Bearing - Needle	2
33	110921	Washer - Sealing	1	83	110338	Screw - PN HD 8-32 x 1/2	2
34	86304	Cover - Oil Tank	1	84	110613	Washer - #8	2
35	86306	Gasket - Cover	1	85	84156	Housing - Pump	1
36	101143	Nut - HX 1/4-20	1	86	-215151	Cap - Housing	1
37	102523	Washer - 1/4	1	87	92902	Plunger - Pump	1
38	69832	Bumper - Front	1	88	105614	"O" Ring	1
39	93926	Mount - Front	1	89	66687	Spring - Pump	1
40	95484	Cap Assembly - Oil Tank	1	90	91669	Gasket - Pump	1
41	-	. Retainer - Valve	1	91	91668	Valve - Pump	1
42	-	. Valve - Check	1	92	91672	Hose - Oil	1
43	107148	"O" Ring	1	93	51506	Screen - Hose	1
44	110890	Screw - Fil. 10-24 x .88	1	94	100955	Nut - HX HD 8-32	1
45	100003	Washer - #10	1	95	69020	Pin - Piston	1
46	215339	Pump Assembly - Pulse	1	96	215245	Connecting Rod Assembly	1
47	91774	. Sleeve	1	97	61627A	. Screw - Special	2
48	215246	. Kit - Oil Pump Clip	1	98	215150	. Roller (Set of 22)	1
49	92818	. Seal - Pulse Pump	1	99	61618	Seal - Oil	1
50	214278	. Piston Assembly - Pump	1	100	63464	Ring - Snap	1
51	105603	"O" Ring	1	101	63429B	Bearing - Ball	1
52	86182	. Ring - Piston	1	102	110260	Seal - Oil	1
				103	104357	Bearing - Needle	1
				104	95386	Crankshaft	1

①Cylinder/Crankcase and Piston Assembly Kits are furnished in matched sets and are identified by a matching letter marking "A", "B", or "C" on both cylinder and piston. Order replacement pistons identified with the letter identification on the cylinder. For piston replacement in an unmarked cylinder, use Piston Assembly, P/N 92519, identified as "B".

②Used with hex head screws on three (3) hole Muffler Assembly ONLY. The lockplate is NOT required with service replacement Muffler Assembly, P/N 216160.

McCULLOCH
CORPORATION



● MANUFACTURING ● SALES ● SERVICE ●

McCULLOCH
CORPORATION

900 LAKE HAVASU AVE.
LAKE HAVASU CITY, AZ 86403-2891

FOR SERVICE-RELATED PROBLEMS,
REPAIR OR MAINTENANCE •
TAKE YOUR UNIT TO THE NEAREST
AUTHORIZED McCULLOCH SERVICING
DEALER LISTED UNDER SAWS IN YOUR
TELEPHONE DIRECTORY YELLOW PAGES.

If additional assistance is required, call this toll-free hot-line:
(800) 423-6302

Arizona residents call collect (602) 453-3681

Leon's Chainsaw Parts & Repair
Do Not Sell Or Reproduce