

ILLUSTRATED PARTS LIST

MODELS	SERIAL NUMBER PREFIX	MODELS	SERIAL NUMBER PREFIX
600033A	11-,12-	600033F	11-,12-
600033B	11-,12-	600033U	11-,12-
600033D	11-,12-		
600033E	11-,12-		

PRO MAC 555 Chain Saw



December 1978

- CONTENTS -

McC Model Chain Saws are identified by a model number (600033) followed by a suffix letter (A, B, C, etc.) stamped on the identification plate attached to the saw. Suffix letters denote variations in parts or assemblies in the manufacture of the saw.

Part numbers listed in this IPL which have a suffix letter or letters following the description, indicate the part is used only on the model(s) identified by the letter or letters.

Part numbers and descriptions without suffix letter or letters apply to all models of the Pro Mac 555 chain saw.

Part numbers which have one or more dots (.) preceding their description may be ordered individually but they are also included in the kit or assembly whose description begins directly above the dot(s).

Part numbers which have changed since the previous printing of the IPL covering these saws, are indicated by a dash (-) preceding the new part number.

The policy of McCulloch Corporation is one of continual improvement in design, manufacturing and engineering advancement wherever possible to assure still finer two-cycle power tools. Hence, specifications, equipment, colors, design and manufacturer's suggested list prices are subject to change without notice and McCulloch Corporation reserves the right to make such changes without prior notification or obligation to backfit or supply backfit components for units previously shipped from the factory.

Page

Figure 1. General.....	2
Figure 2. CHAIN BRAKE Assembly....	4
Figure 3. Fan Housing & Starter Asys ..	4
Figure 4. Carburetor Assembly	6
Figure 5. Fuel Tank Assembly	6
Figure 6. Powerhead Assembly.....	8
Service Specifications	5
Accessories	7



© U.S.A. 1977 - McCULLOCH CORPORATION

Printed in U.S.A.

93712-R2

(This IPL supersedes & replaces IPL, P/N 93375)

Figure 1. General

Item No.	Part Number	Description	Units Per Asy.	Item No.	Part Number	Description	Units Per Asy.
1	110961	Nut-Hx 5/16-24	2	43	69952	Air cleaner bracket	1
2		CHAIN BRAKE		44	103357	Bolt-Hx hd 10-24 x 2-14	2
		Asy (Fig. 2)		45		Carburetor Asy (Fig. 4)	
3	64330	Set-Bar plates	1	46	87665	Boot-Carburetor adj.	1
4		Chain (See Accessories)	1	47	86189	Gasket-Carburetor	1
5		Bar (See Accessories)	1	48	84078	Spacer-Carburetor	1
6	110865	Screw-Hx hd 10-24 x 7/8	2	49	84081	Gasket-Spacer	1
7	100352	Washer-#10	2	50	110570	Screw-Hx hd 12-24 x 1-3/8	2
8	89727	Retainer-Frame	1	51	68582	Plate-Lock	1
9	102130	Screw-Hx hd 1/4-20 x 1-1/2	1	52	102115	Washer-#12	2
10	100153	Washer-Lock 1/4	1	53	110568	Screw-Hx hd 12-24 x 1-1/8	1
11	63484	Clamp-Frame	1	54	69516	Plate-Lock	1
12	87686A	Frame & Grip Asy	1	55	64856	Washer-Special	1
13	86113	Nut-Hx 3/8-24 (L.H.)	1	56	110713	Screw-Skt hd 10-24 x 7/8	1
14	87675	Clutch Asy	1	57	100003	Washer-#10	1
15	64583	. Retainer-Spring	2	58	69772	Spacer-Fuel tank	1
16	83223	. Spring-Clutch	2	59	110910	Screw-Hx hd 10-24 x 1-3/8	1
17	67233	. Kit-Clutch shoe	1	60		Fuel Tank Asy (Fig. 5)	
18	89438	. Rotor Asy	1	61	84082	Gasket-Fuel tank	1
19	-95165	Drum/Spkt Asy-7T .375P (B,D,E,F,U)	1	62	84079	Insulator-Fuel tank	1
20	-8 ⁶ 961	. Sprocket-7T .375P (B,D,E,F,U)	1	63	84082	Gasket-Fuel tank	1
21	86958	. Washer-Shim (B,D,E,F,U)	1	64	110566	Screw-Hx hd 10-24 x 5/8	1
(19)	-95166	Drum/Spkt Asy-7T .375 P (A)	1	65	68508	Plate-Lock	1
(20)	-86145	. Sprocket-7T .375 P (A)	1	66	85007	Brace-Handle	1
(21)	86958	. Washer-Shim (A)	1	67	85731A	Shroud-Cylinder	1
22	110971	Bearing-Sprocket	1	68	68863	① Kit-Pancake Reed Muffler	1
23	68530A	Cover Asy-Air cleaner	1	69	110563	① . Screw-Skt hd 8-32 x 1/4	2
24	110565	. Ring-Retainer	1	70	84780	① . Stop-Reed	1
25	68529	. Knob-Cover	1	71	84779	① . Valve-Spark arrester	1
26	91548	Plate-Instruction	1	72*	67838	. Screw-Muffler long	2
27	92688	Plate-Name	1	73*	67837	. Screw-Muffler short	1
28	-92420	Filter-Air	1	74*	83993	. Plate-Lock	1
29	110741	Screw-Pan hd 10-24 x 1/2	2	75	-95318	② Kit - Muffler	1
30	87871	Screw-Special	3	76	-110662	② . Screw-Pan hd 6-32 x 3/8	2
31		Fan Housing & Starter Asy (Fig. 3)		77	-95320	② Kit - Screen cover	1
32	89322	Cap Asy-Fuel	1		-93992	Kit - Muffler (E)	1
33	69767	. Gasket-Fuel cap	1	78	-101563	. Screw - Skt hd 10-24 x 1-1/4 (E)	2
34	87932	Screw-Idle adjustment	1	79	-110264	. Washer - Plain (E)	2
35	110402	Screw-Oval hd 10-24 x 2-3/8	1	80	83966	. Cover Asy - Muffler (E)	1
36	-101986	Screw - Oval hd 10-24 x 1	2	81	110928	. Screw - Hx hd 10-24 x 1/2 (E)	1
37	87840	Spacer	1	82	85152	. Baffle (E)	1
38	88650	Cover-Fuel Tank	1	83	83105	. Body - Muffler (E)	1
39	69345	Gasket-Fuel tank cover	1	84	68187	. . Screw - Special (E)	1
40	64848	Hose Asy-Fuel	1	85	110529	. Screw - Hx hd 10-24 x 1/2 (E)	1
41	63932	. Filter-Fuel	1	86	67922	. Lockplate (E)	1
42	100440	. Washer-5/16	1	87	84007	Gasket - Muffler	1
				88		Powerhead Asy (Fig. 6)	

*Used on models with model number suffix letter A,B,D,F, and U.

① Used on models with serial number prefix 11- and model number suffix letter A,B,D,F, and U; also used on models with serial number prefix 12- and model suffix letter A and B.

② Used on models with serial number prefix 12- and model number suffix letter D,F, and U.

PRO MAC 555

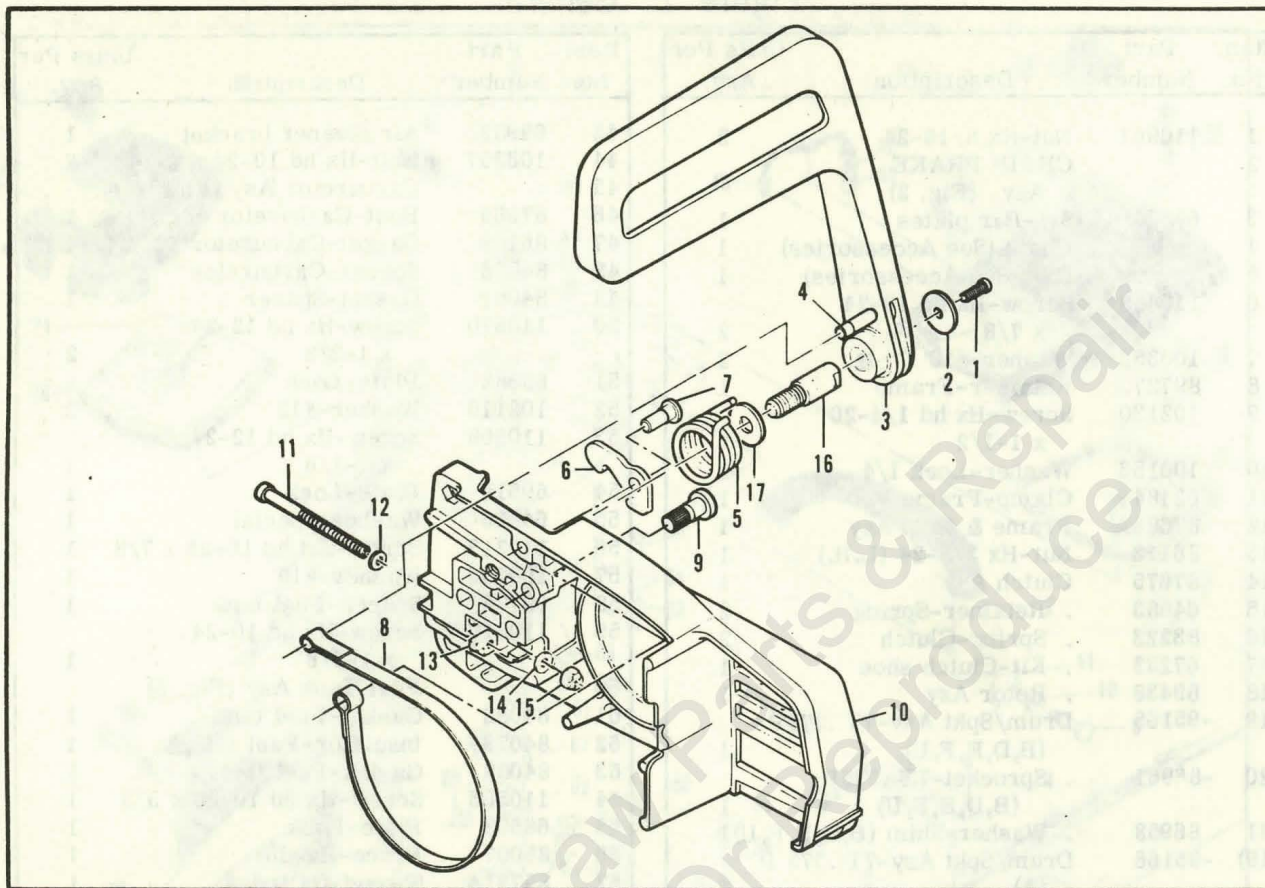


Figure 2. CHAIN BRAKE Assembly

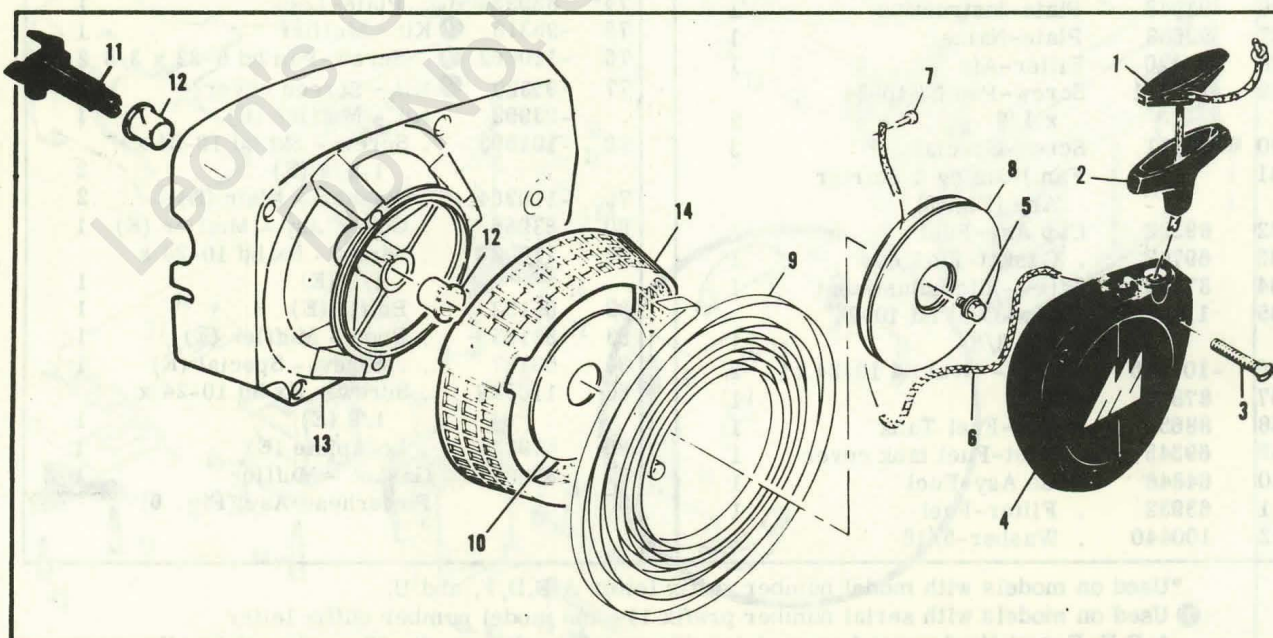


Figure 3. Fan Housing & Starter Assemblies

Figure 2. CHAIN BRAKE Assembly

Item No.	Part Number	Description	Units Per Asy.	Item No.	Part Number	Description	Units Per Asy.
	93049	CHAIN BRAKE Asy (A,B,D,F,U)		9	93082	. Pin-Band Anchor	1
	92988	CHAIN BRAKE Asy (E)		10	93050	. Housing Asy-Brake (A,B,D,F,U)	1
1	102500	. Screw-Pan hd 10-24 x 1/2	1	(10)	92987	. Housing Asy-Brake (E)	1
2	91273	. Washer-Special	1	11	110527	. . Screw-Fil hd 10-24 x 2-3/4	1
3	93076	. Lever Asy	1	12	110264	. . Washer-#10	1
4	93077	. . Pin Asy-Roller	1	13	61705	. . Nut-Bar adjusting	1
5	93085	. Spring-Brake	1	14	100002	. . Washer-#10	1
6	93083	. Latch	1	15	102067	. . Nut-Hx 10-24	1
7	93669	. Pivot-Latch	1	16	91246	. . Pin-Lever pivot	1
8	93081	. Band-Brake	1	17	91245	. . Washer-Thrust	1

Service Specifications

Spark Plug Gap	.025 inch (.63 mm)
*Lamination Gap	.010 to .012 inch (.25 to .30 mm)
**Lamination Gap	.011 to .015 inch (.30 to .40 mm)
*Breaker Point Gap	.019 to .020 inch (.48 to .51 mm)
Timing	26° BTDC
Clutch Engagement Speed	2800 to 3000 R.P.M.
Torques	Connecting Rod Screws: 65 to 70 pound x inches (8.5 to 9.2 N.m)
	Clutch Nut: 160 to 170 pound x inches (18 to 19 N.m)
	Flywheel Nut: 265 to 325 pound x inches (30 to 37 N.m)

*These specifications for models with serial number prefix 11-.

**These specifications for models with serial number prefix 12-.

Figure 3. Fan Housing & Starter Assemblies

Item No.	Part Number	Description	Units Per Asy.	Item No.	Part Number	Description	Units Per Asy.
	87667	Fan Housing & Starter Asy	1	7	110470	. Rivet-Rope	1
1	62191A	. Insert-Starter	1	8	85122	. Drum-Starter	1
2	93137	. Handle-Starter	1	9	87680	. Spring-Rewind	1
3	110646	. Screw-Oval hd 8-32 x 1-1/8	3	10	86053	. Shield-Spring	1
4	87672	. Cover-Starter	1	11	83748	. Shaft-Starter	1
5	110341	. Screw-Hx hd 10-24 x 1/2	1	12	57535	. Bushing-Starter	2
6	68162	. Rope-Starter	1	13	87693	. Kit-Fan Housing	1
				14	87674	. . Guard-Sawdust	1

PRO MAC 555

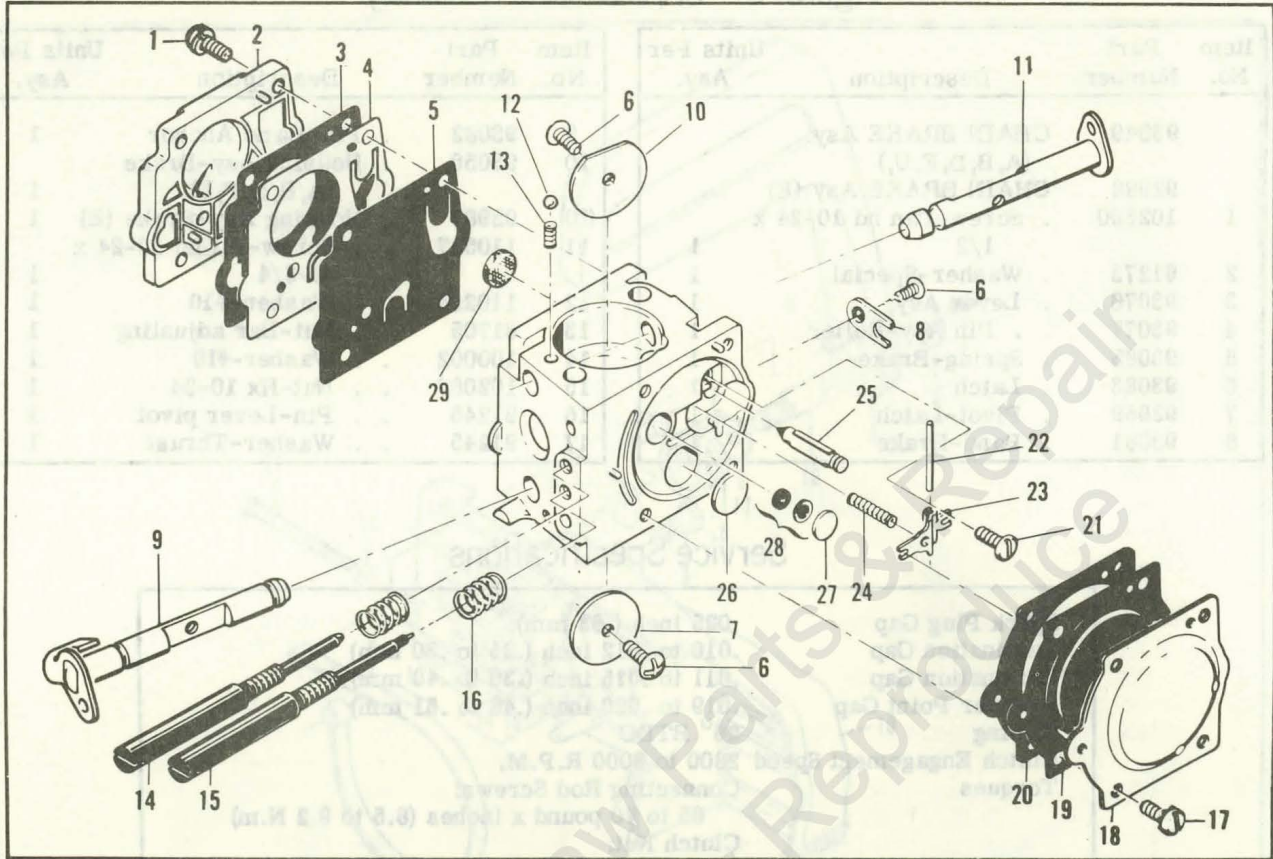


Figure 4. Carburetor Assembly

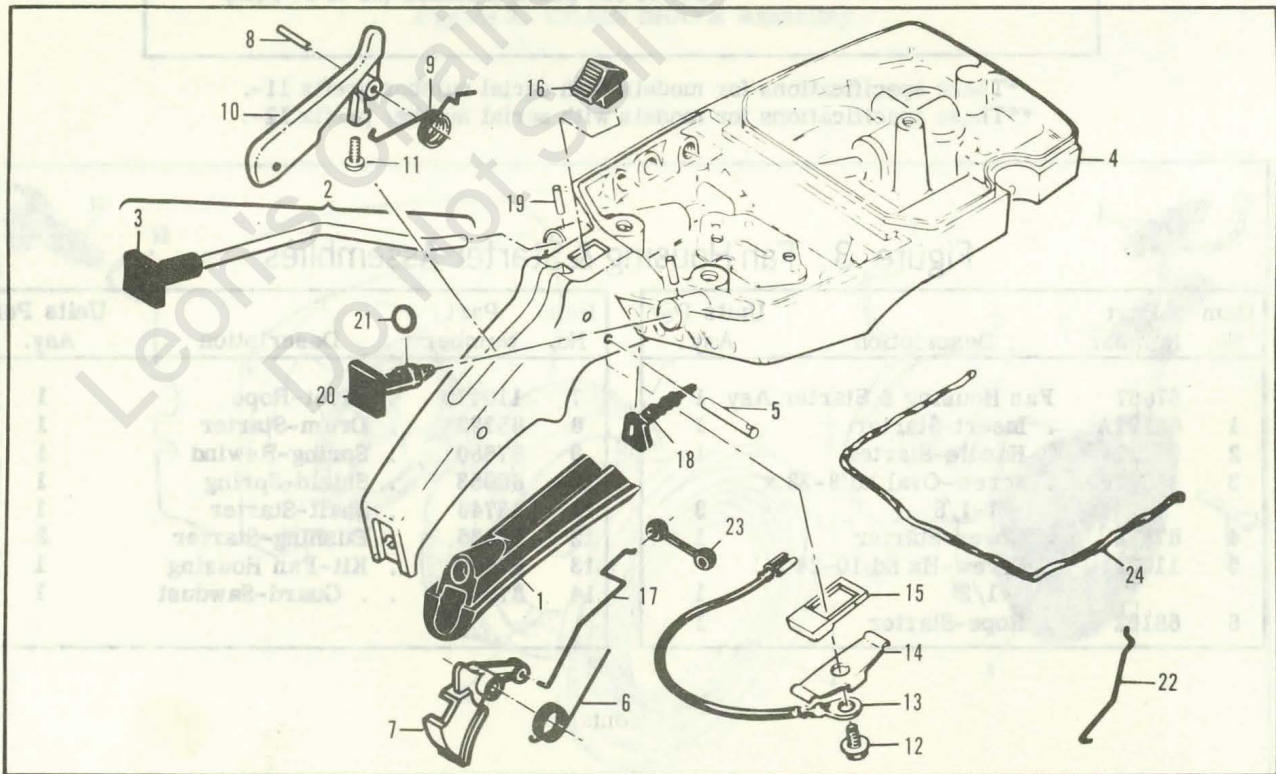


Figure 5. Fuel Tank Assembly

Figure 4. Carburetor Assembly

Item No.	Part Number	Description	Units Per Asy
	87666	Carburetor-Walbro SDC 44	1
1	67501	. Screw - Pump cover	4
2	83760	. Cover - Pump	1
3	67495	. Gasket - Cover	1
4	67498	. Diaphragm - Check valve	1
5	83114	. Diaphragm - Fuel pump	1
6	47690	. Screw - Plate	3
7	83762	. Plate - Throttle	1
8	67489	. Clip - Shaft	1
9	67486	. Shaft Asy - Throttle	1
10	67490	. Plate - Choke	1
11	67488	. Shaft Asy - Choke	1
12	100302	. Ball - Choke friction	1
13	67504	. Spring - Choke	1
14	87915	. Needle - High speed	1

Item No.	Part Number	Description	Units Per Asy
15	87916	. Needle - Idle	1
16	67502	. Spring - Needle	2
17	70798	. Screw - Diaphragm cover	4
18	83761	. Cover - Diaphragm	1
19	67499	. Diaphragm - Metering	1
20	67496	. Gasket - Diaphragm	1
21	67500	. Screw - Lever pin	1
22	67508	. Pin - Lever	1
23	67509	. Lever - Metering	1
24	67503	. Spring - Lever	1
25	67491	. Valve - Needle	1
26	71690	. Plug - 3/8	1
27	69506	. Plug - 5/16	1
28	83758	. Kit - Valve & Seat Asy	1
29	67507	. Screen - Fuel	1

Accessories

Item No.	Part Number	Description	Units Per Asy.
	-91176A	Bar-20" Sprocket Nose	
	88172N	Chain Asy-20" PM370G	
	-91090A	Bar 16" Sprocket Nose	
	88167N	Chain Asy-16" PM370G	
	84453	Kit-Piston Tool	
	69191	Kit-Pressure test adaptor	
	84922	Kit-Baffle	

Item No.	Part Number	Description	Units Per Asy.
	85933	Kit-Spark arrester screen	
	63097	Spark Plug (standard)	
	63432	Spark Plug (cooler)	
	62827	Wrench/Screwdriver	
	-83235	Scrench	
	86419	① Guide-Timing	
	91967	Kit-Spike	

① Used on models with serial number prefix 11-.

Figure 5. Fuel Tank Assembly

Item No.	Part Number	Description	Units Per Asy.
1	89320	Insert-Handle grip	1
2	64871	Button & Rod Assembly	1
3	63044	. Button-Oiler	1
4	84183A	Kit-Fuel tank/control	1
5	110378	. Pin-Roll 3/16 x 15/16	1
6	92152	. Spring-Trigger	1
7	-92151A	. Trigger-Throttle	1
8	105654	. Pin-Roll 1/8 x 7/8	1
9	92154	. Spring-Trigger release	1
10	-94275	. Release Asy - Trigger	1
11	-111012	. . Screw - Panhd 4-40x 5/16	1
12	110706	. Screw - Filhd 8-18x 1/2	1

Item No.	Part Number	Description	Units Per A sy.
13	62973A	. Wire Asy-Stop switch	1
14	62451	. Control-Switch	1
15	62950A	. Base-Switch	1
16	68846	. Button-Switch	1
17	85107	Rod-Throttle	1
18	68522A	Seal-Throttle rod	1
19	105673	Pin-Roll 3/32 x 9/16	2
20	69041	Button-Choke	1
21	105614	"O" Ring	1
22	69042	Rod-Choke	1
23	69043	Snubber-Rod	1
24	69564	① Seal-Airbox	1

① Furnished on a 12-1/2 inch strip containing 9 beads (enough for 9 replacements).

PRO MAC 555

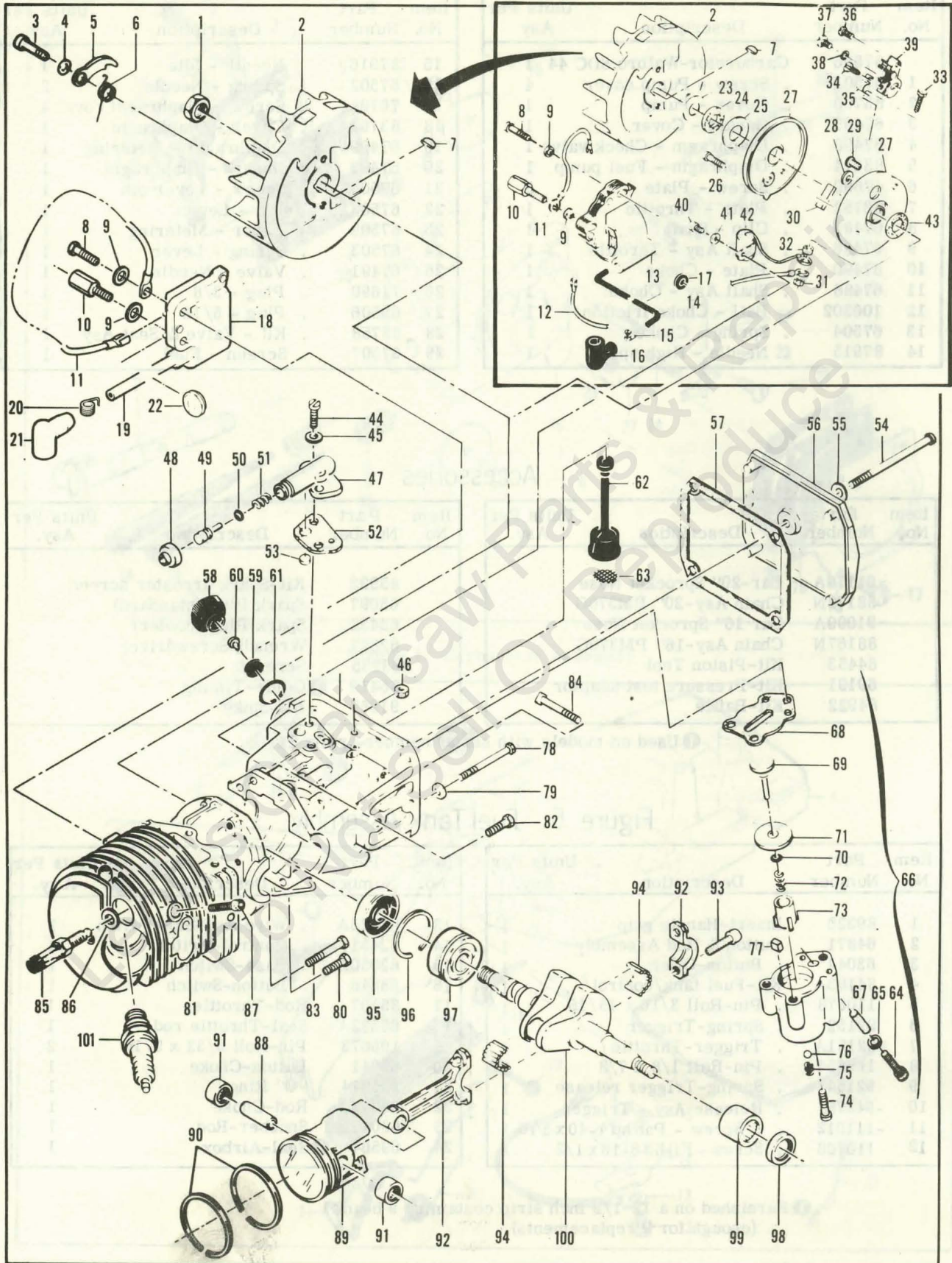



Figure 6. Powerhead Assembly

Figure 6. Powerhead Assembly

Item No.	Part Number	Description	Units Per Asy.	Item No.	Part Number	Description	Units Per Asy.
1	110703	Nut-Hx 3/8-24	1	54	110291	Screw-Pan hd 10-24 x 2-5/8	1
2	86068	Flywheel	1	55	110921	Washer-Sealing	1
3	88804	. Screw - Pawl pivot	2	56	86304	Cover-Oil tank	1
4	83241	. Washer - Special	2	57	86306	Gasket-Cover	1
5	67546	. Pawl - Starter	2	58	87270	Cap-Oil tank	1
6	67545	. Spring - Pawl	2	59	87269	Retainer-Valve	1
7	100106	Key-Woodruff	1	60	86402	Valve-Check	1
8	110127	Screw-Hx hd 10-24 x 7/8 (SEMS)	1	61	101148	"O" Ring	1
9	100002	Washer-#10	2	62	91672	Hose Asy-Oil	1
10	83512	Stud-Special	1	63	51506	. Screen-Hose	1
11	84686	Wire Asy-Ground	1	64	110865	Screw-Hx hd 10-24 x 7/8	1
12*	69344	Wire Asy-Primary	1	65	100003	Washer-#10	1
13*	87246A	Coil & Lamination Asy	1	66	89115B	Pump Asy-Pulse	1
14*	50120	. Wire Asy-Spark plug	1	67	91774	. Sleeve	1
15*	55061	. . Connector	1	68	92818	. Seal-Pulse pump	1
16*	85758	. . Boot	1	69	60260A	. Piston Asy-Pump	1
17*	100268	. Grommet	1	70	105603	. "O" Ring	1
18	-92785	① Electronic Ignition Asy	1	71	86182	. Ring-Piston	1
19	-92796	① . Wire Asy-Spark plug	1	72	60259	. Spring-Piston	1
20	-102556	① . . Connector	1	73	62227	. Sleeve-Adjustment	1
21	-94303	① . . Boot	1	74	110386	. Screw-Hx hd 8-32 x 1	1
22	-110995	① . Grommet	1	75	92844	. Spring-Outlet valve	1
23*	67057	Washer-Thrust	1	76	102809	. Ball	1
24*	67056	Seal-Breaker box cover	1	77	91259	. Pad-Pump	1
25*	67054	Washer-Thrust	1	78	62105	Screw Asy-Sealing	4
26*	110584	Screw-Pan hd 8-32 x 3/4	1	79	62842	. Washer-Sealing	4
27*	91852	Kit-Breaker box & cover	1	80	110288	Screw-Hx hd 8-32 x 3/4	1
28*	91838	. Washer	1	81	-89435B	Crankcase Asy	1
29*	110489	. Screw-Pan hd 6-32 x 7/16	1	82	110288	. Screw-Hx hd 8-32 x 3/4	2
30*	54184	Wiper-Cam	1	83	110618	. Screw-Hx hd 8-32 x 1-3/8	1
31*	100298	Nut-Hx 6-32	1	84	62065	. Bolt-Bar mounting	2
32*	62365	Spacer-Breaker	1	85	-94272	. Valve-Comp. rel.	1
33*	110346	Screw-Hx hd 6-32 x 3/4	1	86	85505	. Washer-Valve	1
34*	110706	Screw-Pan hd 8-18 x 1/2	1	87	110681	. Screw-Skt hd 10-24 x 1/4	1
35*	83126	Strap-Conduction	1	88	87710	Pin-Piston	1
36*	110811	Screw-Pan hd 8-32 x 3/8	1	89	89783A	Piston Asy	1
37*	110969	Screw-Hx hd 8-32 x 12	1	90	-92517	. Ring Set-Piston	1
38*	105976	Washer-#8	1	91	110590	. Bearing-Needle	2
39*	88808	Breaker Asy	1	92	85352	Connecting Rod Asy	1
40*	110338	Screw-Fil hd 8-32 x 9/16	1	93	61627A	. Screw-Skt hd special	2
41*	100080	Washer-#8	1	94	63225	. Roller-Needle (Set of 20)	1
42*	85358	Condenser	1	95	67906	Seal-Oil	1
43*	67051	Seal-Breaker box	1	96	63464	Ring-Snap	1
44	110338	Screw-Fil hd 8-32 x 9/16	2	97	67905	Bearing-Ball	1
45	110613	Washer-#8	2	98	110260	Seal-Oil	1
46	100955	Nut-Hx 8-32	1	99	104357	Bearing-Needle	1
47	84156	Housing-Pump	1	100	87699	Crankshaft	1
48	62262	Cap-Housing	1	101	63097	Spark Plug (A, D, F, U)	1
49	62266	Plunger-Pump	1	(101)	93018	Spark Plug (B, E)	1
50	105614	"O" Ring	1				
51	66687	Spring-Pump	1				
52	91669	Gasket-Pump	1				
53	91668	Valve-Pump	1				

*Used on models with serial number prefix 11-.
 ① Used on models with serial number prefix 12-.

 **McCULLOCH**



● MANUFACTURING ● SALES ● SERVICE ●

McCULLOCH CORPORATION

P.O. BOX 92180, LOS ANGELES, CALIFORNIA 90009

INTERNATIONAL DIVISIONS:

LOS ANGELES, CALIFORNIA, P.O. BOX 92181

*Leon's Chainsaw Parts & Repair
Do Not Sell Or Reproduce*