


SUPER 2-10A Chain Saw

MODEL 600026 J - SERIAL NUMBERS PREFIXED 16-

ILLUSTRATED PARTS LIST



NOVEMBER 1972

The policy of McCulloch Corporation is one of continual improvement in design, manufacturing and engineering advancement wherever possible to assure still finer two-cycle power tools. Hence, specifications, equipment, colors, design and manufacturer's suggested list prices are subject to change without notice and McCulloch Corporation reserves the right to make such changes without prior notification or obligation to backfit or supply backfit components for units previously shipped from the factory.

	Page
Figure 1. General	2
Figure 2. Fan Housing & Starter Assemblies	4
Figure 3. Fuel Tank Assembly	4
Figure 4. Carburetor Assembly	6
Figure 5. Powerhead Assembly	8
Figure 6. Bar & Chain Assembly	10



McCULLOCH

COPYRIGHT 1972 U.S.A.
McCULLOCH CORPORATION

Special
85808

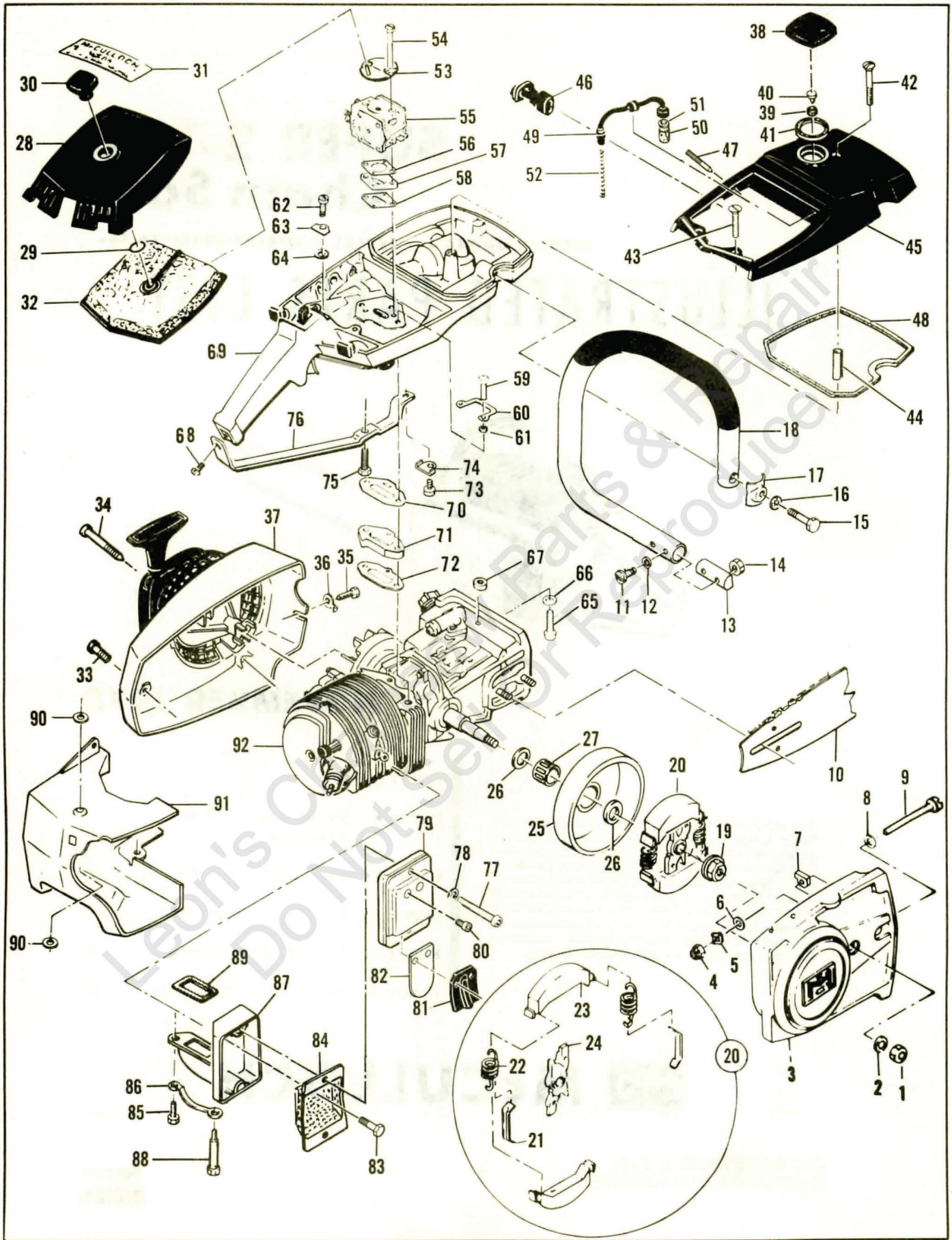


Figure 1. General

FIGURE 1. GENERAL

Item No.	Part Number	Description	Units Per Assy
1	110454	Nut - Hex 5/16-24	2
2	100440	Washer - 5/16	2
3	88581	Clutch Guard Assy	1
4	102067	. Nut - Hex 10-24	1
5	110387	. Washer - Wavey	1
6	100002	. Washer - #10	1
7	61705	. Nut - Bar adjustment	1
8	110264	. Washer - #10	1
9	102144	. Screw - Bar adjustment	1
10		Bar & Chain Assy (See Figure 6)	
11	102761	Screw - Hex hd 10-24 x 7/8	2
12	100352	Washer - #10	2
13	61678	Plug - Nut retainer	1
14	101326	Nut - Hex 10-24	2
15	102130	Screw - Hex hd 1/4-20 x 1-1/2	1
16	100153	Lockwasher - 1/4	1
17	63484	Clamp - Frame	1
18	87686	Frame & Grip Assy	1
19	86113	Nut - Hex 3/8-24 (L. H.)	1
20	87675	Clutch Assy	1
21	64583	. Retainer - Spring	2
22	83223	. Spring - Clutch	2
23	67233	. Shoe - Clutch	2
24	87676	. Rotor Assy	1
25	65370	Kit - Sprocket & Drum	1
26	61692	. Shim	2
27	110330	Bearing	1
28	68530	Cover Assy - Air cleaner	1
29	110565	. Ring - Retaining	1
30	68529	. Knob - Cover	1
31	85823	Nameplate	1
32	69922	Filter Assy - Air	1
33	110741	Screw - Pan hd 10-24 x 1/2	1
34	62978	Screw - Special	3
35	102762	Screw - Hex hd 10-24 x 1/2	1
36	69890	Lockplate	1
37		Fan Housing & Starter Assy (See Figure 2)	
38	86451	Cap Assy - Fuel	1
39	86453	. Plug - Cap	1
40	53766A	. Valve	1
41	69767	. Gasket	1
42	110402	Screw - Oval hd 12-24 x 2-3/8	1
43	103579	Screw - Fl hd 10-24 x 1	2
44	87840	Spacer	1
45	88650	Cover - Fuel tank	1
46	87665	Boot - Carburetor	1
47	87932	Screw - Idle adjustment	1
48	69345	Gasket - Cover	1
49	64848	Hose Assy - Fuel	

Item No.	Part Number	Description	Units Per Assy
50	63932	. Filter - Fuel	1
51	100440	. Washer	1
52	67944	Spring - Hose	1
53	83204	Bracket Assy	1
54	103357	. Screw - Hex hd 10-24 x 2-1/4	2
55		Carburetor Assy (See Figure 4)	
56	86189	Gasket - Carburetor	1
57	84078	Spacer - Carburetor	1
58	84081	Gasket - Spacer	1
59	110567	Screw - Hex hd 12-24 x 1-1/4	2
60	68582	Lockplate	1
61	102115	Washer - #12	2
62	110568	Screw - Hex hd 12-24 x 1-1/8	1
63	69516	Lockplate	1
64	64856	Washer - Special	1
65	110713	Screw - Skt hd 10-24 x 7/8	1
66	100003	Washer - #10	1
67	69772	Spacer - Fuel tank	1
68	106078	Screw - Pan hd 10-24 x 7/16	1
69		Fuel Tank Assy (See Figure 3)	
70	84082	Gasket - Fuel tank	1
71	84079	Insulator - Fuel tank	1
72	84082	Gasket - Insulator	1
73	110566	Screw - Hex hd 12-24 x 5/8	1
74	68508	Lockplate	1
75	110682	Screw - Hex hd 10-24 x 5/8	1
76	85007	Brace - Handle	1
77	101563	Screw - Skt hd 10-24 x 1-1/4	2
78	24236	Washer - Special	2
79	87683	Cover & Valve Assy	1
80	110472	. Screw - Skt hd 8-32 x 5/16	2
81	87286	. Stop - Reed	1
82	87682	. Reed	1
83	84776	Screw - Special	1
84	85152	Baffle - Muffler	1
85	110529	Screw - Hex hd 10-24 x 1/2	1
86	67922	Lockplate	1
87	83106	Body & Duct Assy	1
88	68187	. Screw - Special	1
89	85007	Gasket - Muffler	1
90	68581	Insulator - Shroud	2
91	85806	Shroud	1
92		Powerhead Assy (See Figure 5)	

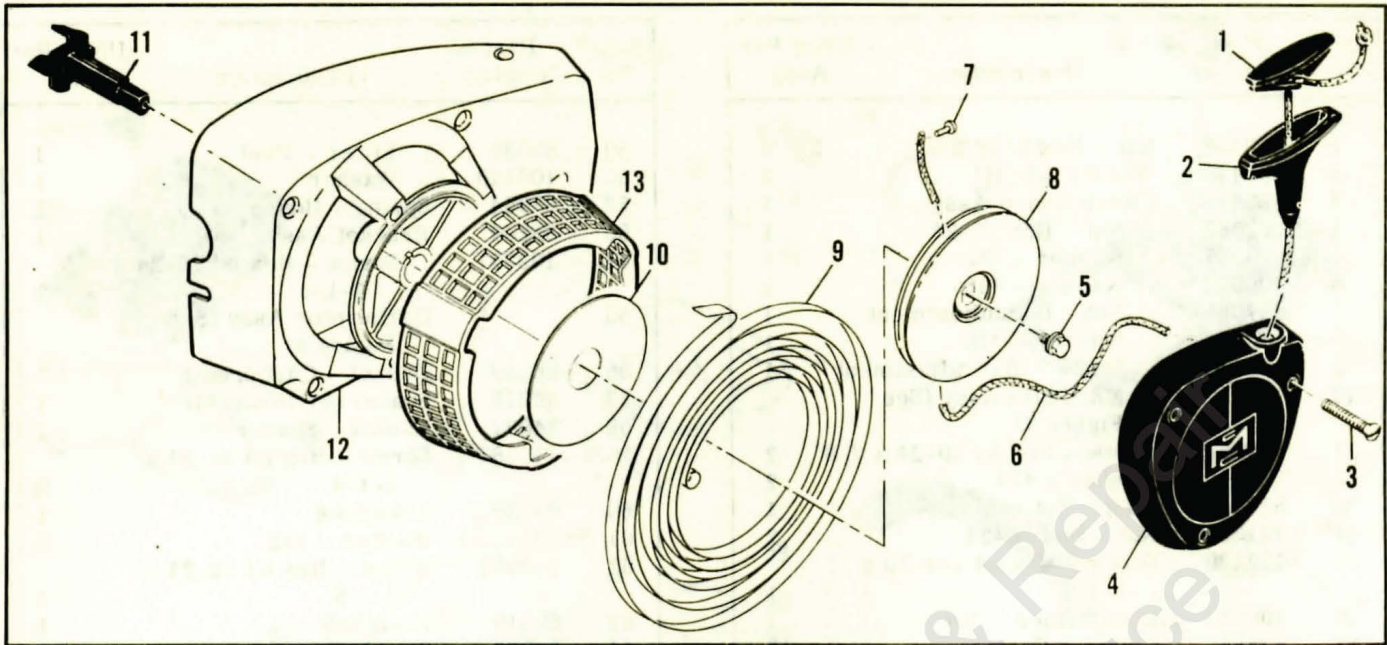


Figure 2. Fan Housing & Starter Assemblies

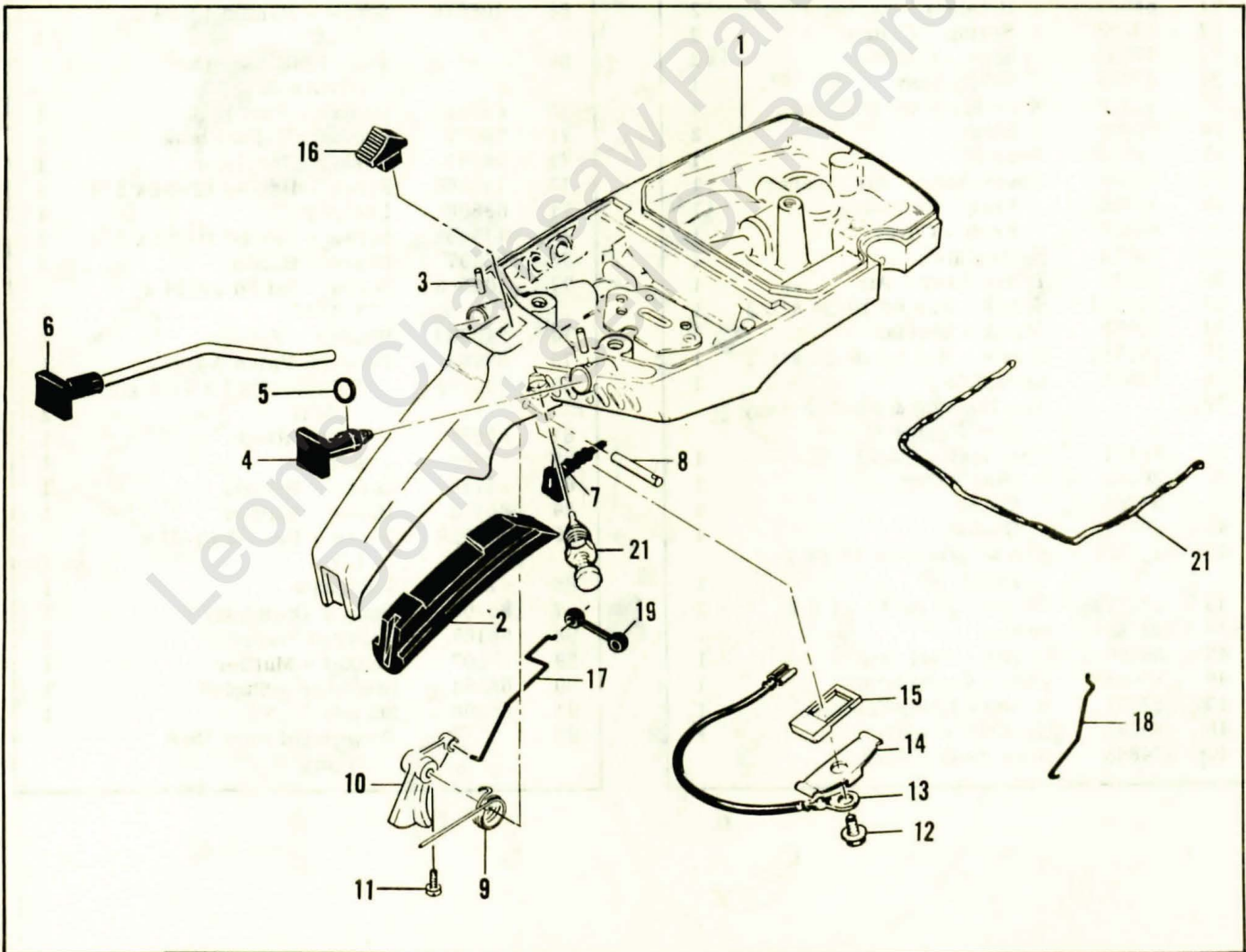


Figure 3. Fuel Tank Assembly

FIGURE 2. FAN HOUSING & STARTER ASSEMBLIES

Item No.	Part Number	Description	Units Per Assy
1	62191A	Insert - Starter handle	1
2	62190A	Handle - Starter	1
3	110646	Screw - Oval hd 8-32 x 1-1/2	3
4	87672	Cover - Starter	1
5	110341	Screw - Hex hd 10-24 x 1/2	1
6	69964	Rope - Starter	1

Item No.	Part Number	Description	Units Per Assy
7	110470	Rivet - Rope	1
8	83597	Drum - Starter	1
9	87668	Spring - Rewind	1
10	86053	Shield - Spring	1
11	83748	Shaft - Starter	1
12	87693	Kit - Fan housing	1
13	87694	Guard - Sawdust	1

FIGURE 3. FUEL TANK ASSEMBLY

Item No.	Part Number	Description	Units Per Assy
1	87685	Fuel Tank	1
2	87883	Grip - Handle	1
3	105673	Pin - Roll 3/32 x 9/16	2
4	69041	Button - Choke	1
5	101056	"O" Ring	1
6	64871	Button & Rod Assy	1
7	68522	Seal - Throttle rod	1
8	110378	Pin - Roll 3/16 x 15/16	1
9	87178	Spring - Throttle return	1
10	86450	Trigger	1
11	110668	Screw - Fil hd 8-36 x 5/8	1

Item No.	Part Number	Description	Units Per Assy
12	103672	Screw - Fil hd 8-32 x 1/2 (SEMS)	1
13	62973A	Wire Assy - Stop switch	1
14	62451	Contact - Switch	1
15	62950A	Base - Switch	1
16	68846	Button - Switch	1
17	85107	Rod - Throttle	1
18	69042	Rod - Choke	1
19	69043	Snubber - Rod	1
20	85451	Latch Assy - Throttle	1
21	*69564	Seal - Airbox	AR

*Furnished on a 12-1/2 inch strip containing 9 beads of sealant (enough for 9 replacements)

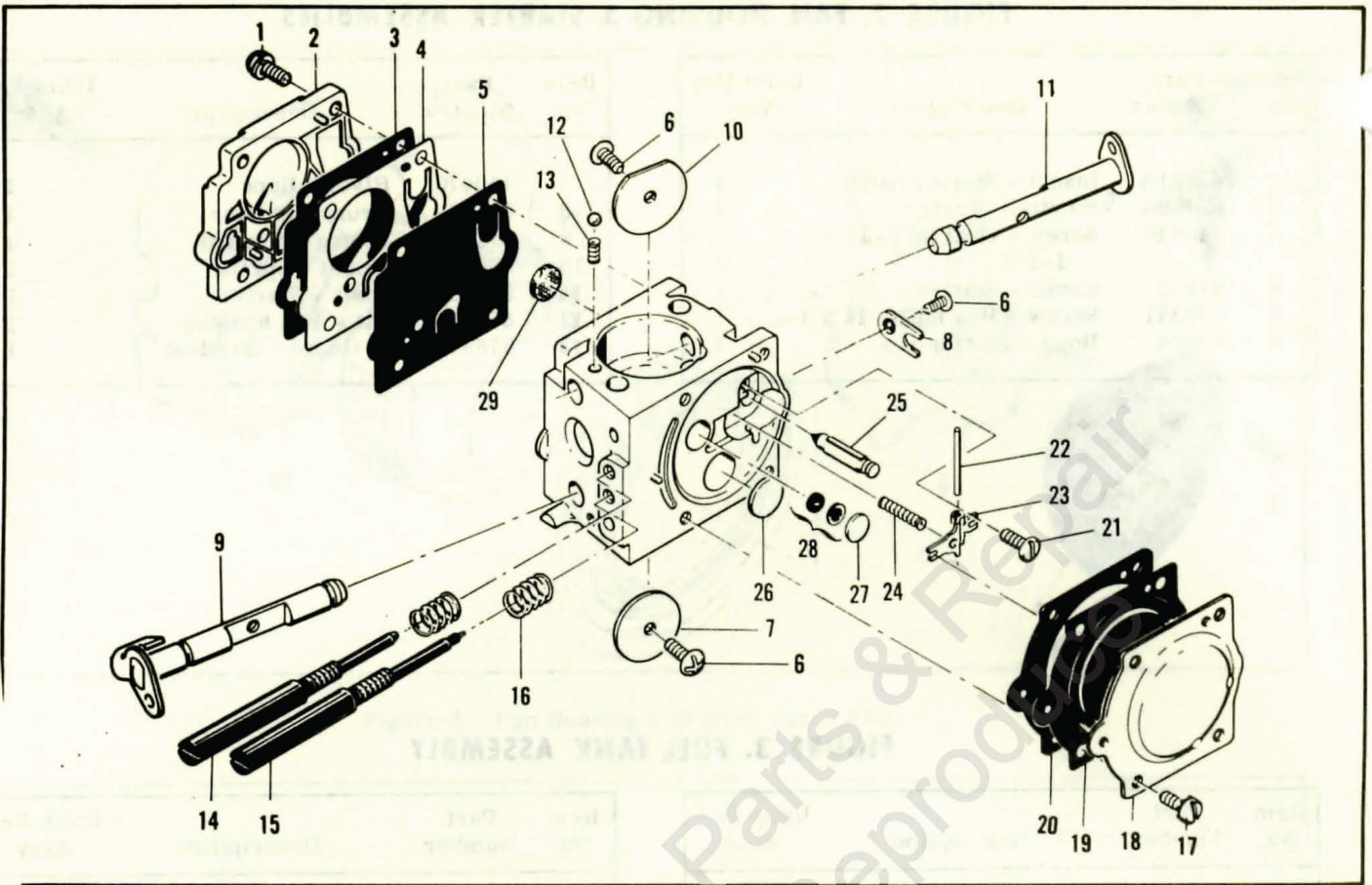


Figure 4. Carburetor Assembly

FIGURE 4. CARBURETOR ASSEMBLY

Item No.	Part Number	Description	Units Per Assy
	87666	Carburetor Assy	1
1	67501	. Screw - Pump cover	4
2	83760	. Cover - Pump	1
3	67495	. Gasket - Cover	1
4	67498	. Diaphragm - Check valve	1
5	83114	. Diaphragm - Fuel pump	1
6	47690	. Screw - Plate	3
7	83762	. Plate - Throttle	1
8	67489	. Clip - Shaft	1
9	67486	. Shaft Assy - Throttle	1
10	67490	. Plate - Choke	1
11	67488	. Shaft Assy - Choke	1
12	100302	. Ball - Choke friction	1
13	67504	. Spring - Choke	1
14	87915	. Needle - High speed	1

Item No.	Part Number	Description	Units Per Assy
15	87916	. Needle - Idle	1
16	67502	. Spring - Needle	2
17	70798	. Screw - Diaphragm cover	4
18	83761	. Cover - Diaphragm	1
19	67499	. Diaphragm - Metering	1
20	67496	. Gasket - Diaphragm	1
21	67500	. Screw - Lever pin	1
22	67508	. Pin - Lever	1
23	67509	. Lever - Metering	1
24	67503	. Spring - Lever	1
25	67491	. Valve - Needle	1
26	71690	. Plug - 3/8	1
27	69506	. Plug - 5/16	1
28	83758	. Kit - Valve & Seat Assy	1
29	67507	. Screen - Fuel	1

Leon's Chainsaw Parts & Repairs
Do Not Sell Or Reproduce

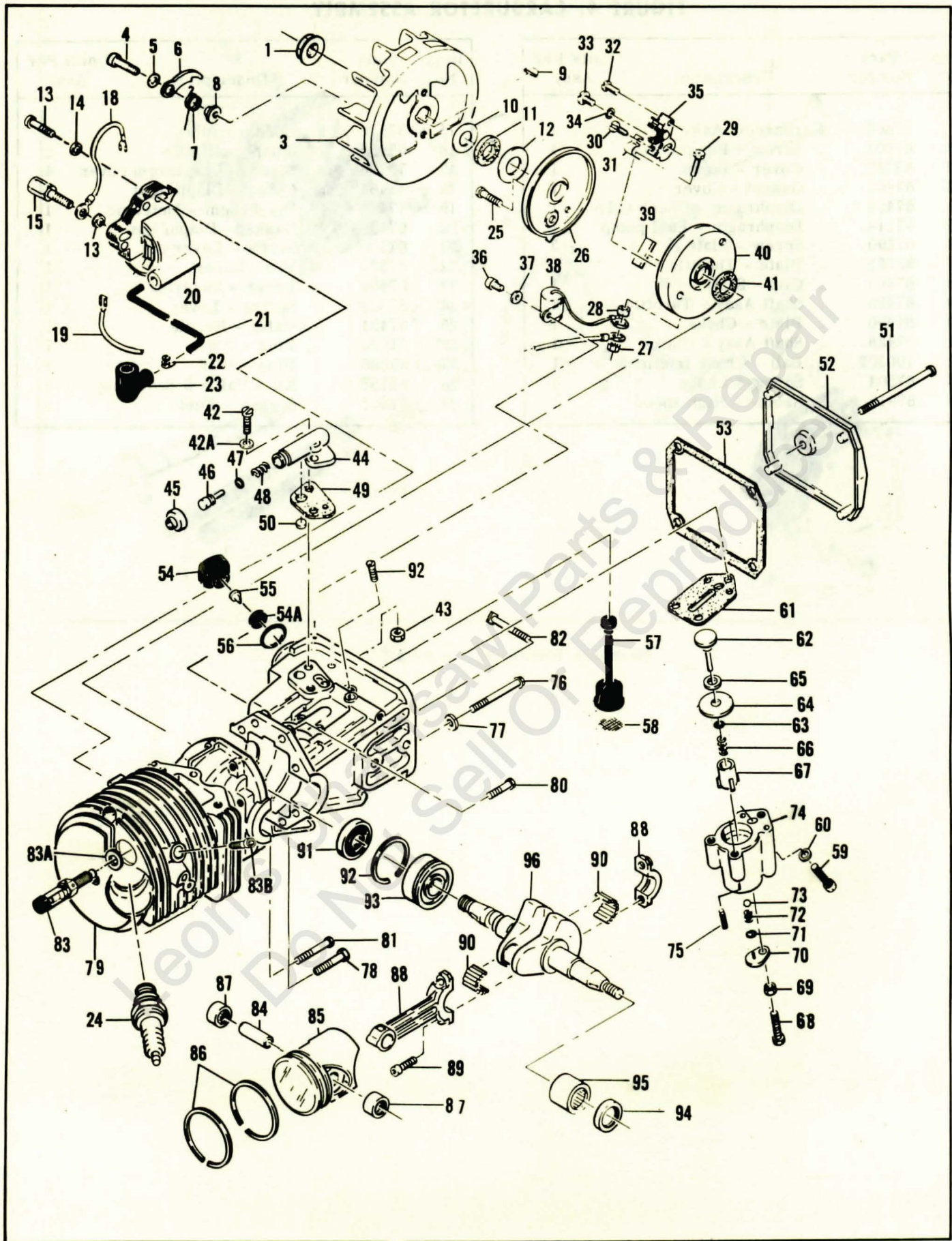


Figure 5. Powerhead Assembly

FIGURE 5. POWERHEAD ASSEMBLY

Item No.	Part Number	Description	Units Per Assy
1	110703	Nut - Hex 3/8-24 flange	1
2		Delete	1
3	86068	Flywheel	1
4	110713	Screw - Skt hd 10-24 x 7/8	2
5	83241	Washer - Special	2
6	67546	Pawl - Starter	2
7	67545	Spring - Pawl	2
8	67547	Pivot - Pawl	2
9	103879	Key - Woodruff	1
10	67057	Washer - Thrust	1
11	67056	Seal - Breaker box cover	1
12	67054	Washer - Thrust	1
13	110127	Screw - Hex hd 10-24 x 7/8 (SEMS)	1
14	100002	Washer - #10	2
15	83512	Stud - Special	1
16		Delete	1
17		Delete	1
18	84686	Wire Assy - Ground	1
19	69344	Wire Assy - Primary	1
20	87246	Coil & Lamination Assy	1
21	50120	. Wire Assy - Spark plug	1
22	55061	. . Connector	1
23	85758	. . Boot	1
24	63432	Spark Plug - AC CS 42T	1
25	110584	Screw - Rd hd 8/32 x 3/4	1
26	62362	Cover - Breaker box	1
27	100298	Nut - Hex 6-32	1
28	62365	Spacer - Breaker	1
29	110346	Screw - Hex hd 6-32 x 3/4	1
30	110706	Screw - Pan hd 8-18 x 1/2 s/t	1
31	83126	Strap - Conduction	1
32	110811	Screw - Panhd 8-32 x 3/8	1
33	110445	Screw - Truss hd 8-32 x 3/8	1
34	105976	Washer - #8	1
35	66231	Breaker Assy	1
36	103672	Screw - Fil hd 8-32 x 1/2 (SEMS)	1
37	100080	Washer - #8	1
38	85358	Condenser	1
39	54184	Wiper - Cam	1
40	84329	Box - Breaker	1
41	67051	Seal - Breaker box	1
42	110623	Screw - Fil hd 8-32 x 1/2	2
42A	105976	Washer - #8	2
43	100955	Nut - Hex 8-32	1
44	84156	Housing - Pump	1
45	62262	Cap - Housing	1
46	62266	Plunger - Pump	1
47	101056	"O" Ring	1
48	66687	Spring - Pump	1
49	62230	Gasket - Pump	1
50	62909	Valve - Pump	1

Item No.	Part Number	Description	Units Per Assy
51	110291	Screw - Pan hd 10-24 x 2-5/8	1
52	86304	Cover - Oil tank	1
53	86306	Gasket - Cover	1
54	87270	Cap - Oil tank	1
54A	87269	. Retainer	1
55	86402	. Valve	1
56	101148	"O" Ring	1
57	62123B	Hose Assy - Oil	1
58	51506	. Screen - Hose	1
59	110713	Screw - Skt hd 10-24 x 7/8	1
60	24236	Washer - Special	1
61	86188	Gasket - Pulse pump	1
	83786	Pump Assy - Pulse	1
62	60260A	. Piston Assy - Pump	1
63	104001	. "O" Ring	1
64	86182	. Ring - Piston	1
65	60937	. Washer - Teflon	1
66	60259	. Spring - Piston	1
67	62227	. Sleeve - Adjustment	1
68	110386	Screw - Hex hd 8-32 x 1	1
69	100251	. Nut - Hex 8-32	1
70	62407	. Cover - Outlet valve	1
71	106104	. "O" Ring	1
72	62885A	. Spring - Outlet valve	1
73	102809	. Ball	1
74	83787	. Body Assy - Pump	1
75	88645	. Screw - Set	1
76	62105	Screw Assy - Sealing	4
77	62842	. Washer - Sealing	4
78	110288	Screw Assy - Hex 8-32 x 3/4	1
79	85809	Crankcase Assy	1
80	110288	. Screw Assy - Hex 8-32 x 3/4	2
81	110618	. Screw Assy - Hex 8-32 x 1-3/8	1
82	62065	. Bolt - Bar mounting	2
83	87866	. Valve - Comp. rel.	1
83A	85505	. Washer - Valve	1
83B	110681	. Screw - Skt hd 10-24 x 1/4	1
84	61649	Pin - Piston	1
85	69212	Piston Assy	1
86	62814	. Ring Set - Piston	1
87	103085	. Bearing - Needle	2
88	85352	Connecting Rod Assy	1
89	61627A	. Screw - Skt hd special	2
90	63225	. Roller - Needle (set of 20)	1
91	67906	Seal - Oil	1
92	63464	Ring - Snap	1
93	67905	Bearing - Ball	1
94	110260	Seal - Oil	1
95	104357	Bearing - Needle	1
96	87728	Crankshaft	1

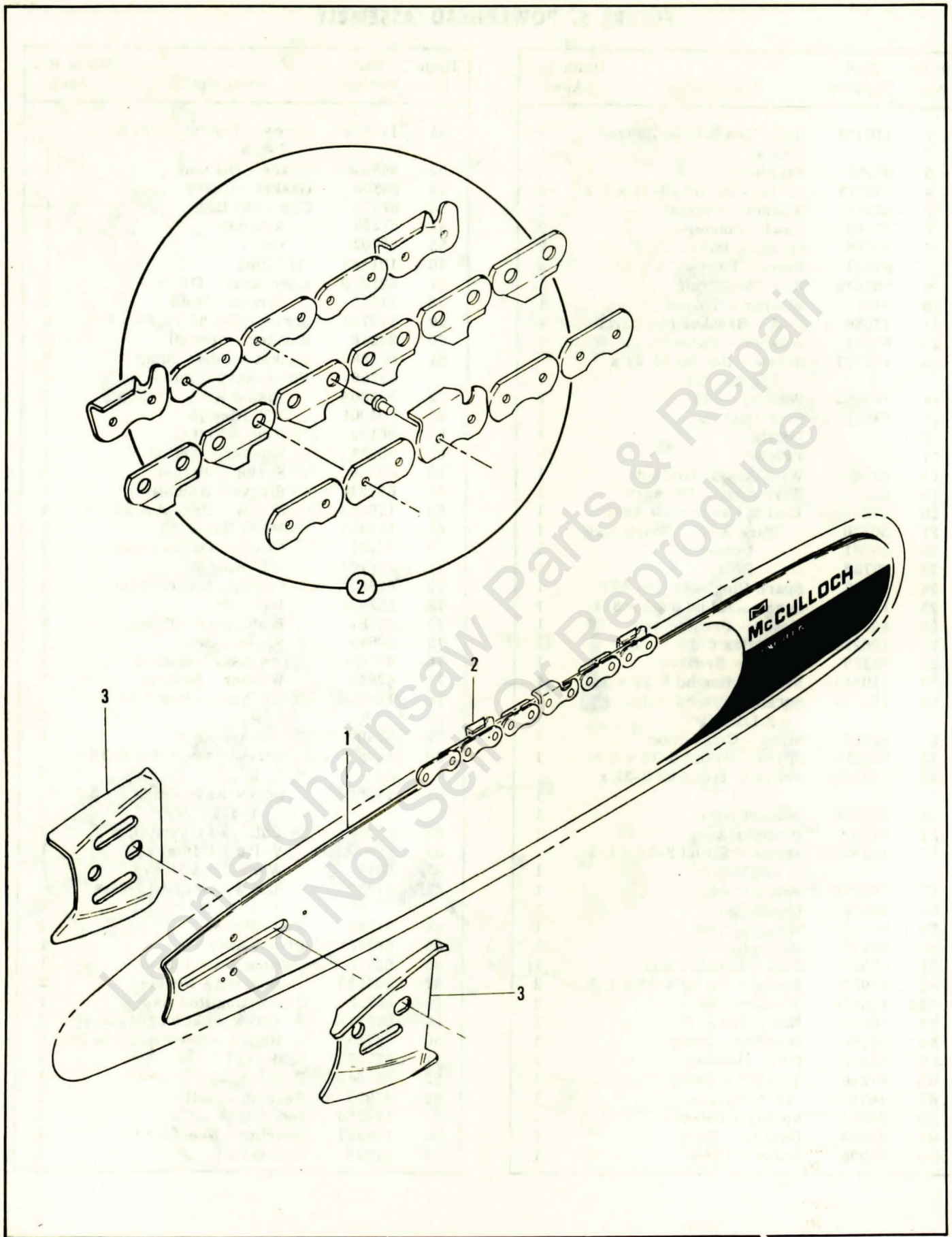


Figure 6. Bar & Chain Assembly

FIGURE 6. BAR AND CHAIN ASSEMBLIES

Item No.	Part Number	Description	Units Per Assy
1		Bar	
2		Chain Assy	

Item No.	Part Number	Description	Units Per Assy
	64330	Set - Bar Plate	1
3	64325	Plate - Bar	2

SERVICE SPECIFICATIONS

Spark Plug Gap -----	0.025 in.
Lamination Gap -----	0.010 to 0.015 in.
Breaker Point Gap -----	0.018 in.
Carburetor Adjustment	
Idle Needle - Preliminary adjustment 1 turn open. Adjust for smooth idle and acceleration.	
Main Needle - Preliminary adjustment 1 turn open. Adjust for maximum power under load.	
Torque Values	
Flywheel Nut -----	240 to 300 inch-pounds.
Clutch Nut -----	160 to 170 inch-pounds.
Connecting Rod Screws -----	65 to 70 inch-pounds.

ACCESSORIES

Part Number	Description
69210	Piston Assy - 0.020 in. oversize
62813	. Ring Set - Piston 0.020 in. oversize
69211	Piston Assy - 0.030 in. oversize
62812	. Ring Set - Piston 0.030 in. oversize
63341A	Kit - Spike
69191	Kit - Pressure test adaptor

Part Number	Description
84453	Kit - Piston tool
84972	Kit - Coil
65408	Spark Plug - Ch. CJ8
65409	Spark Plug - Ch. CJ6
65551	Spark Plug - Ch. CJ4
84922	Baffle - Spark arrestor
86419	Guide - Timing
62827	Wrench - Screwdriver



● MANUFACTURING ● SALES ● SERVICE ●

McCULLOCH
CORPORATION

P.O. Box 92180, Los Angeles, CA 90009

Copyright - McCulloch.

FOR SERVICE-RELATED PROBLEMS,
REPAIR OR MAINTENANCE
TAKE YOUR UNIT TO THE NEAREST
AUTHORIZED McCULLOCH SERVICING
DEALER LISTED IN YOUR
TELEPHONE DIRECTORY YELLOW PAGES.

If additional assistance is required, call this toll-free hot-line:
(800) 423-6302

Arizona residents call collect (602) 453-3681