

ILLUSTRATED PARTS LIST

MODELS	SERIAL NUMBER PREFIX	MODELS	SERIAL NUMBER PREFIX
600052A	16-, 17-	600052D	16-, 17-
600052B	16-, 17-	600052E	16-, 17-

Model 7-10A Chain Saw



McCulloch 7-10A chain saws are identified by a model number (600052) followed by a suffix letter (A, B, D or E) stamped on the identification plate attached to the saw. Suffix letters denote variations in parts or assemblies in the manufacture of the saw.

Part numbers listed in this IPL which have a suffix letter or letters following the description, indicate the part is used only on the model(s) identified by the letter or letters.

Part numbers and descriptions without suffix letter or letters apply to all models of the 7-10A chain saw.

Part numbers which have one or more dots (.) preceding their description may be ordered individually but they are also included in the kit or assembly whose description begins directly above the dot(s).

Part numbers which have changed since the previous printing of the IPL covering these saws, are indicated by a dash (-) preceding the new part number.

The policy of McCulloch Corporation is one of continual improvement in design, manufacturing and engineering advancement wherever possible to assure still finer two-cycle power tools. Hence, specifications, equipment, colors, design and manufacturer's suggested list prices are subject to change without notice and McCulloch Corporation reserves the right to make such changes without prior notification or obligation to backfit or supply backfit components for units previously shipped from the factory.

JULY 1976

- CONTENTS -

	<u>Page</u>
Figure 1. General	2
Figure 2. CHAIN BRAKE Assembly	4
Figure 3. Fan Housing & Starter Asys ..	4
Figure 4. Carburetor Assembly	6
Figure 5. Carburetor Assembly	6
Figure 6. Carburetor Assembly	8
Figure 7. Fuel Tank Assembly	8
Figure 8. Powerhead Assembly	10
Service Specifications	5
Accessories	9



7-10A

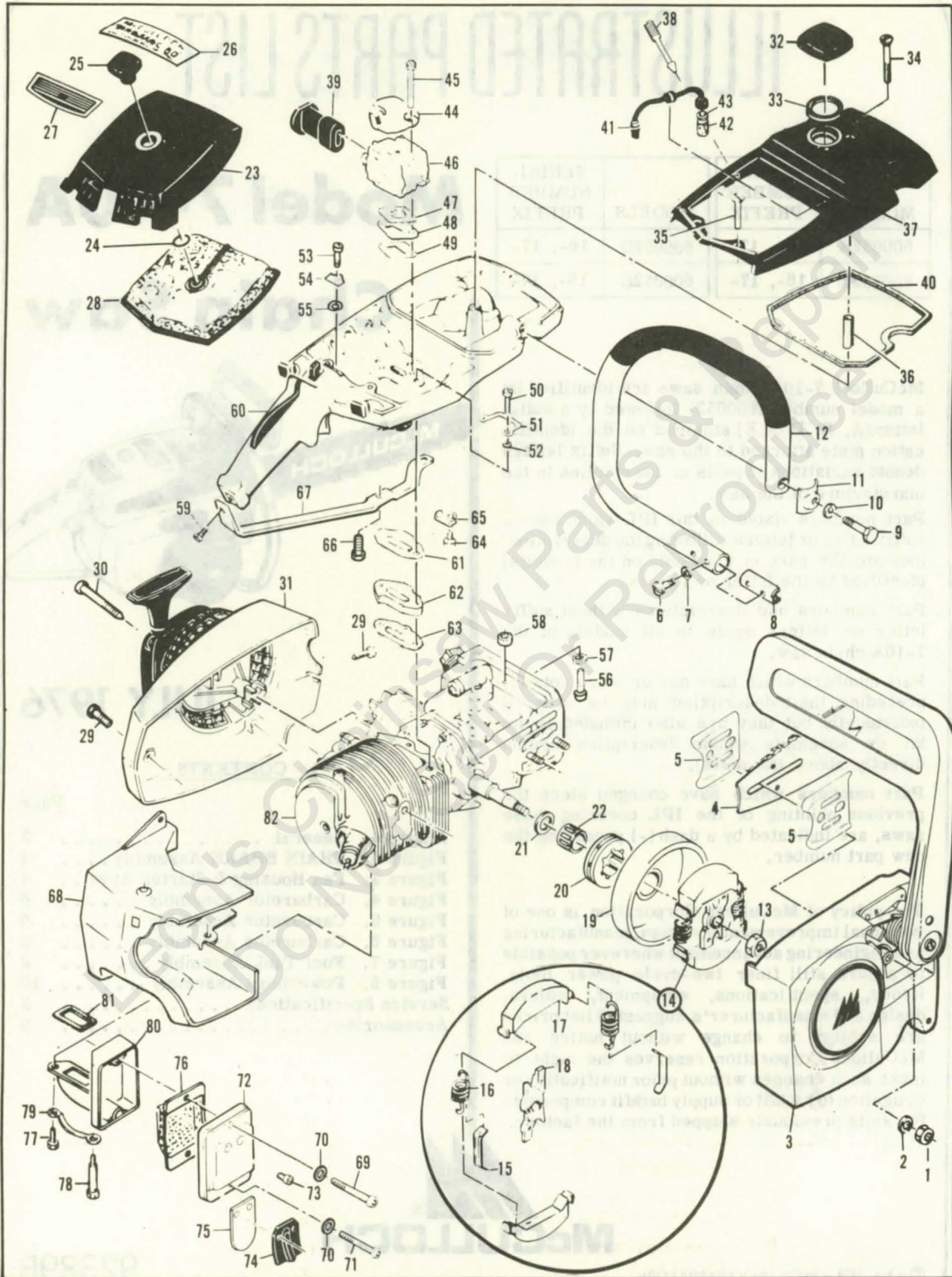


Figure 1. General

Figure 1. General

Item No.	Part Number	Description	Units Per Asy	Item No.	Part Number	Description	Units Per Asy
1	-110961	Nut-Hx 5/16-24	2	41	64848	Hose Asy-Fuel	1
2	100440	Washer-5/16	2	42	63932	. Filter-Fuel	1
3		CHAIN BRAKE (Fig 2)		43	100440	. Washer	1
4		Bar and Chain		44	83204	Kit-Air cleaner bracket	1
5	64330	Set - Bar plates	1	45	103357	. Bolt-Hx hd 10-24 x 2-1/4	2
6	110865	Screw-Hx hd 10-24 x 7/8	2	46		Carburetor Asy (Fig 4,5,6)	
7	100352	Washer-#10	2	47	86189	Gasket-Carburetor	1
8	89727	Retainer-Frame	1	48	84078	Spacer-Carburetor	1
9	102130	Screw-Hx hd 1/4-20 x 1-1/2	1	49	84081	Gasket-Spacer	1
10	100153	Washer-Lock 1/4	1	50	110567	Screw-Hx hd 12-24 x 1-1/4	2
11	63484	Clamp-Frame	1	51	68582	Plate-Lock	1
12	87686	Frame & Grip Asy	1	52	102115	Washer-#12	2
13	86113	Nut-Hx 3/8-24 (L.H.)	1	53	110568	Screw-Hx hd 12-24 x 1-1/8	1
14	87675	Clutch Asy	1	54	69516	Plate-Lock	1
15	64583	. Retainer-Spring	2	55	64856	Washer-Special	1
16	83223	. Spring-Clutch	2	56	110713	Screw-Skt hd 10-24 x 7/8	1
17	67233	. Shoe-Clutch	2	57	100003	Washer-#10	1
18	89438	. Rotor-Clutch	1	58	69772	Spacer-Fuel tank	1
19	86942	Drum & Sprocket Asy		59	110910	Screw-Hx hd 10-24 x 1-3/8	1
		7T .375P (A)	1	60		Fuel Tank Asy (Fig 7)	
20	86344	. Sprocket-7T .375P (A)	1	61	84082	Gasket-Fuel tank	1
21	86958	. Washer-Sprocket (A)	1	62	84080	Insulator-Fuel tank	1
(19)	86946	Drum & Sprocket Asy		63	68594	Gasket-Insulator	1
		7T .375P (B,D,E)	1	64	110566	Screw-Hx hd 10-24 x 5/8	1
(20)	86951	. Sprocket-7T .375P (B,D,E)	1	65	68508	Plate-Lock	1
(21)	86958	. Washer-Sprocket (B,D,E)	1	66	110682	Screw-Hx hd 10-24 x 5/8	1
22	110330	Bearing-Sprocket	1	67	85007	Brace-Handle	1
23	68530A	Cover Asy-Air cleaner	1	68	85731A	Shroud	1
24	110565	. Ring-Retainer	1	69	-110861	Screw-Skt hd 10-24 x 1-7/8	1
25	68529	. Knob-Cover	1	70	24236	Washer-Special	2
26	91545	Plate-Name	1	71	-110473	Screw-Skt hd 10-24 x 1-5/8	1
27	91548	Plate-Instruction (A,B,D)	1		65532	Cover & Valve Asy - Muffler	1
(27)	91881	Plate-Instruction (E)	1	72	65419	. Cover & Shield Asy	1
28	69922	Filter-Air	1	73	110472	. Screw-Skt hd 8-32 x 5/16	2
29	110741	Screw-Pan hd 10-24 x 1/2	2	74	84780	. Stop-Reed	1
30	87871	Screw-Special	3	75	84779	. Valve-Reed	1
31		Fan Housing & Starter Asy (Fig 3)		76	85152	Baffle-Muffler (A)	1
32	89322	Cap Asy-Fuel	1	77	110529	Screw-Hx hd 10-24 x 1/2	1
33	69767	. Gasket	1	78	68187	Screw-Special	1
34	110402	Screw-Oval hd 12-24 x 2-3/8	1	79	67922	Plate-Lock	1
35	103579	Screw-Fil hd 10-24 x 1	2	80	87663	Body & Duct Asy	1
36	87840	Spacer	1	81	84007	Gasket-Spark arrester	1
37	69679	● Cover-Fuel tank	1	82		Powerhead Asy (Fig 8)	
(37)	-88650	● Cover-Fuel tank	1				
38	-87932	● Screw-Idle adjust	1				
39	-87665	● Boot-Carburetor adjust	1				
40	69345	Gasket-Cover	1				

● Used on models with serial number prefix 16-.

● Used on models with serial number prefix 16-; but not 16- with suffix letter D and serial number 16001 and above.

● Used on models with serial number prefix 17-; also 16- with suffix letter D and serial number 16001 and above.

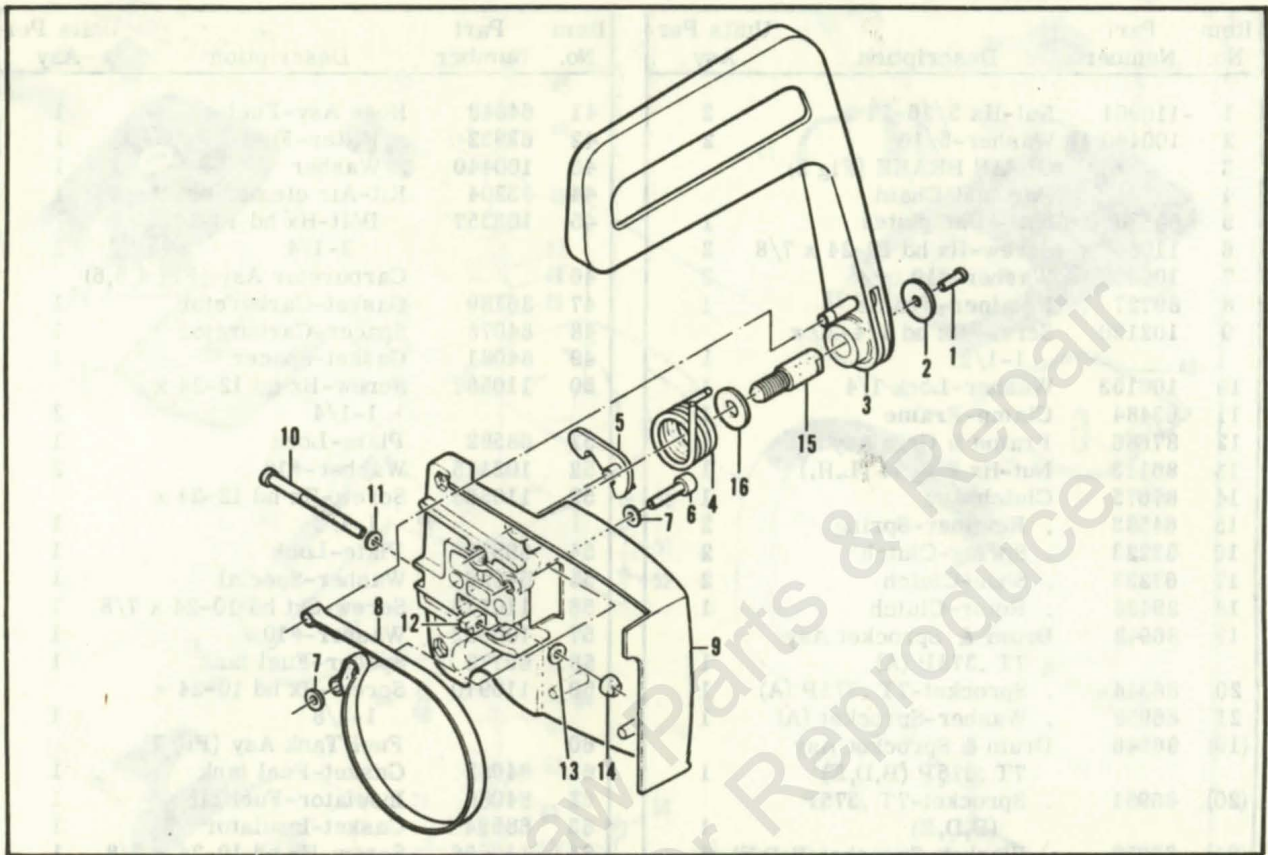


Figure 2. CHAIN BRAKE Assembly

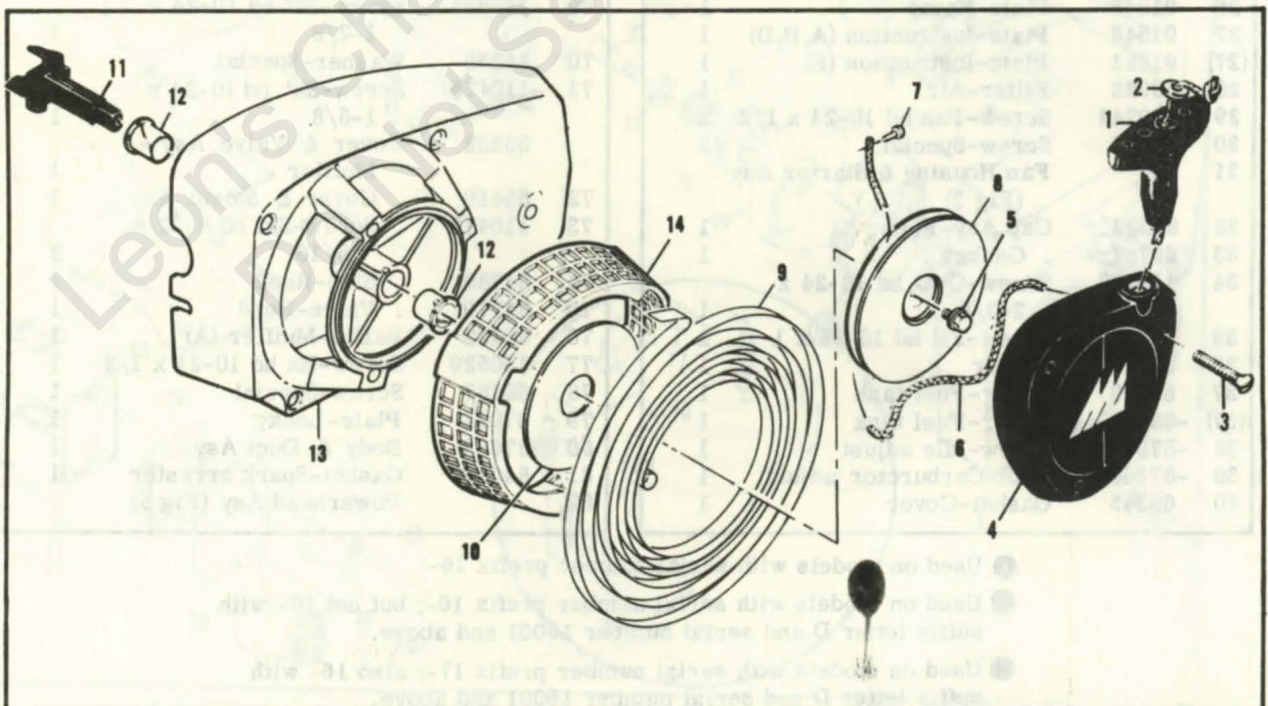


Figure 3. Fan Housing and Starter Assemblies

Figure 2. CHAIN BRAKE Assembly

Item No.	Part Number	Description	Units Per Asy	Item No.	Part Number	Description	Units Per Asy
	91278	CHAIN BRAKE Assembly	1	8	91238	. Band	1
1	102500	. Screw-Pan hd 10-24 x 1/2	1	9	91249	. Housing Assembly	1
2	91273	. Washer-Special	1	10	110527	. . Screw-Fil hd 10-24 x 2-3/4	1
3	91251	. Lever Assembly	1	11	110264	. . Washer-#10	1
4	91239	. Spring	1	12	61705	. . Nut-Bar adjusting	1
5	91235A	. Latch Assembly	1	13	100002	. . Washer-#10	1
6	105738	. Screw-Skt hd 1/4-20 x 7/8	1	14	102067	. . Nut-Hx 10-24	1
7	91274	. Washer-Special	2	15	91246	. . Pin - Lever pivot	1
				16	91245	. . Washer - Thrust	1

Figure 3. Fan Housing & Starter Assemblies

Item No.	Part Number	Description	Units Per Asy	Item No.	Part Number	Description	Units Per Asy
1	91255	Kit-Starter handle	1	6	68162	. Rope-Starter	1
2	105490	. Washer-Starter handle	1	7	110470	. Rivet-Rope	1
	87667	Fan Housing & Starter Asy	1	8	85122	. Drum-Starter	1
3	110646	. Screw-Oval hd 8-32 x 1-1/8	3	9	87680	. Spring-Rewind	1
4	87672	. Cover-Starter	1	10	86053	. Shield-Spring	1
5	110341	. Screw-Hx hd 10-24 x 1/2	1	11	83748	. Shaft-Starter	1
				12	57535	. Bushing - Starter	2
				13	87693	. Kit-Fan Housing	1
				14	87674	. . Guard-Sawdust	1

Service Specifications

Spark Plug Gap	-	.025 inch (.63 mm)
Lamination Gap	-	.010 to .012 inch (.25 to .30 mm)
Breaker Point Gap	-	.019 to .020 inch (.48 to .51 mm)
Timing	-	26° BTDC
Clutch Engagement Speed	-	2800 to 3000 R.P.M.
Torques	-	Connecting Rod Screws: 65 to 70 pound x inches (8.5 to 9.2 N.m)
		Clutch Nut: 160 to 170 pound x inches (18 to 19 N.m)
		Flywheel Nut: 265 to 325 pound x inches (30 to 37 N.m)

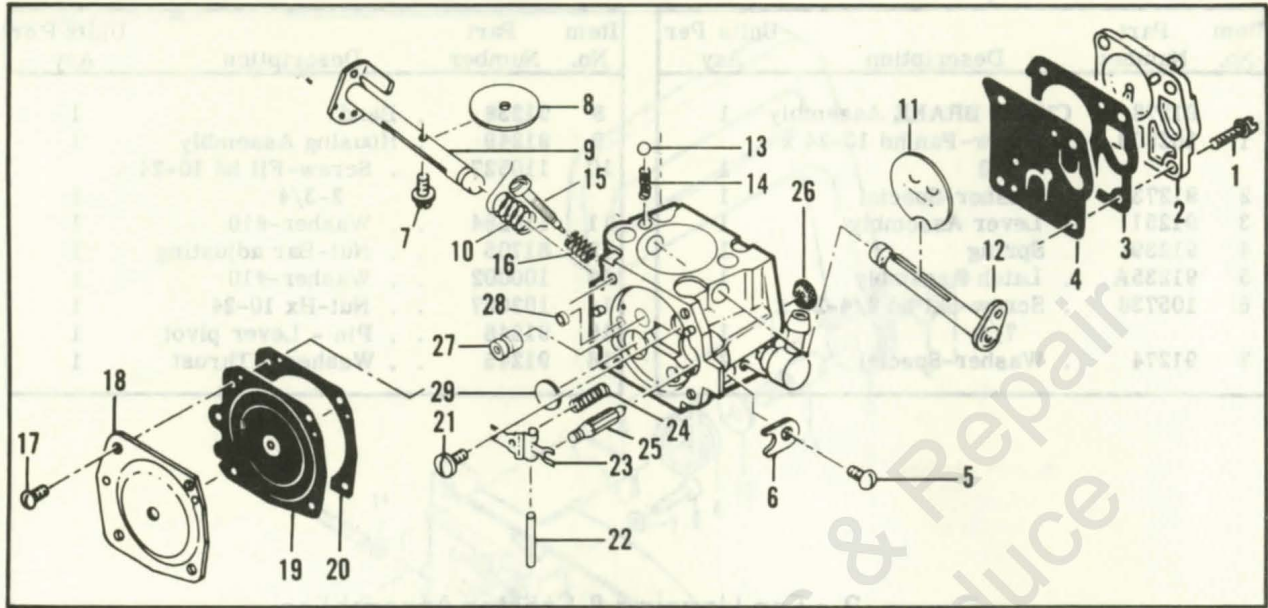


Figure 4. Carburetor Assembly

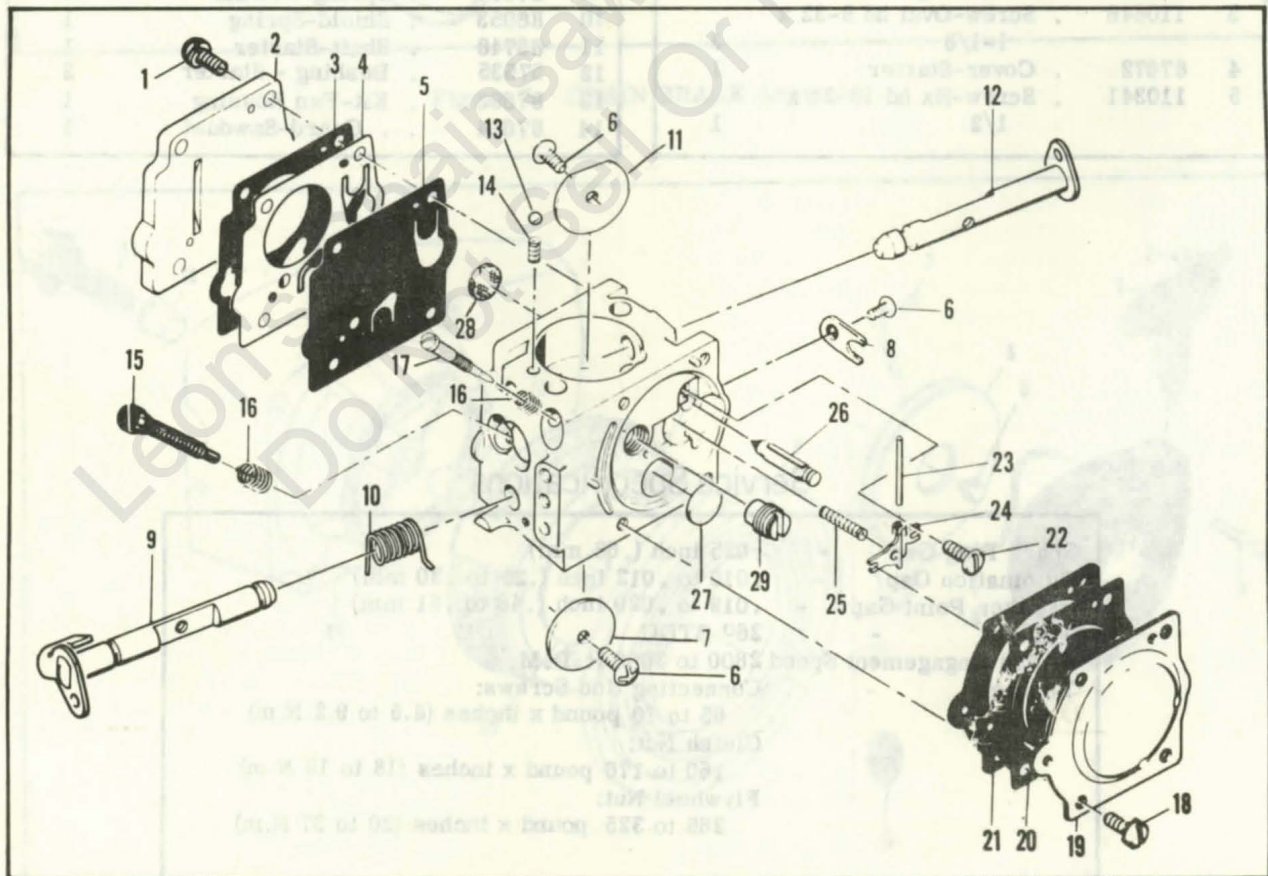


Figure 5. Carburetor Assembly

Figure 4. Carburetor Assembly

Item No.	Part Number	Description	Units Per Asy	Item No.	Part Number	Description	Units Per Asy
	91121	① Carburetor Asy (HS 165A)	1	18	83724	. Cover-Diaphragm	1
1	52933	. Screw-Pump cover	4	19	66632	③ . Diaphragm-Metering	1
2	66628	. Cover-Pump	1	20	66633	② . Gasket-Diaphragm	1
3	66629	② . Gasket-Pump cover	1	21	66644	④ . Screw-Inlet lever pin	1
4	66630	③ . Diaphragm-Fuel pump	1	22	66636	④ . Pin-Inlet lever	1
5	48780	. Screw-Throttle shaft clip	1	23	66638	④ . Lever-Inlet	1
6	66646	. Clip-Throttle shaft	1	24	66404	④ . Spring-Inlet lever	1
7	48780	④ . Screw-Throttle plate	1	25	66637	. Needle-Inlet	1
8	51720	. Plate-Throttle	1	26	66623	④ . Screen-Fuel inlet	1
9	87922	. Shaft Asy-Throttle	1	27	88771	. Jet-H/S fuel (029)	1
10	67136	④ . Spring-Throttle shaft	1		88772	. Jet-H/S fuel (028)	Alt.
11	65856	. Plate-Choke	1		88781	. Jet-H/S fuel (027)	Alt.
12	83725	. Shaft Asy-Choke	1	28	52928	. Plug-Cup	1
13	100071	. Ball-Choke friction	1	29	66622	④ . Plug-Welch	1
14	48759	. Spring-Choke friction	1		88774	③ Set-Gasket	
15	88768	. Needle-Idle mixture	1		88776	④ Set-Gasket & Diaphragm	
16	66626	. Spring-Idle	1		88775	Kit-Repair	
17	51721	. Screw-Diaphragm cover	4				

Note: Before ordering parts, identify carburetor on saw.

- ① This is one of two carburetors used alternately on models with serial number prefix 16-; but not 16- with suffix letter D and serial number 16001 and above.
- ② Contained in Gasket Set, P/N 88774.
- ③ Contained in Gasket & Diaphragm Set, P/N 88776.
- ④ Contained in Repair Kit, P/N 88775.

Figure 5. Carburetor Assembly

Item No.	Part Number	Description	Units Per Asy	Item No.	Part Number	Description	Units Per Asy
	91275	① Carburetor Asy (SDC58)	1	17	90345	. Needle-Idle mixture	1
1	67501	. Screw-Pump cover	4	18	70798	. Screw-Diaphragm cover	4
2	88731	. Kit-Pump cover	1	19	83761	. Cover-Diaphragm	1
3	88617	② . Gasket-Cover	1	20	67499	③ . Diaphragm-Metering	1
4	67498	③ . Diaphragm-Check valve	1	21	67496	② . Gasket-Diaphragm	1
5	83114	③ . Diaphragm-Fuel pump	1	22	67500	③ . Screw-Lever pin	1
6	47690	③ . Screw-Plate	3	23	67508	③ . Pin-Lever	1
7	83762	. Plate-Throttle	1	24	67509	③ . Lever-Inlet	1
8	67489	. Clip-Shaft	1	25	67503	③ . Spring-Lever	1
9	67486	. Shaft Asy-Throttle	1	26	67491	③ . Valve-Needle	1
10	85981	. Spring-Throttle return	1	27	71690	③ . Plug-3/8	1
11	67490	. Plate-Choke	1	28	67507	③ . Screen-Fuel	1
12	67488	. Shaft Asy-Choke	1	29	90350	. Jet-H/S fuel (28)	1
13	100302	③ . Ball-Choke friction	1		90351	. Jet-H/S fuel (26)	Alt.
14	67504	③ . Spring-Choke friction	1		90349	. Jet-H/S fuel (29)	Alt.
15	68106	③ . Screw-Idle speed	1		88619	③ Set-Gasket	
16	67502	③ . Spring-Idle	2		88620	Kit-Repair	

Note: Before ordering parts, identify carburetor on saw.

- ① This is one of two carburetors used alternately on models with serial number prefix 16-; but not 16- with suffix letter D and serial number 16001 and above.
- ② Contained in Gasket Set, P/N 88619.
- ③ Contained in Repair Kit, P/N 88620.

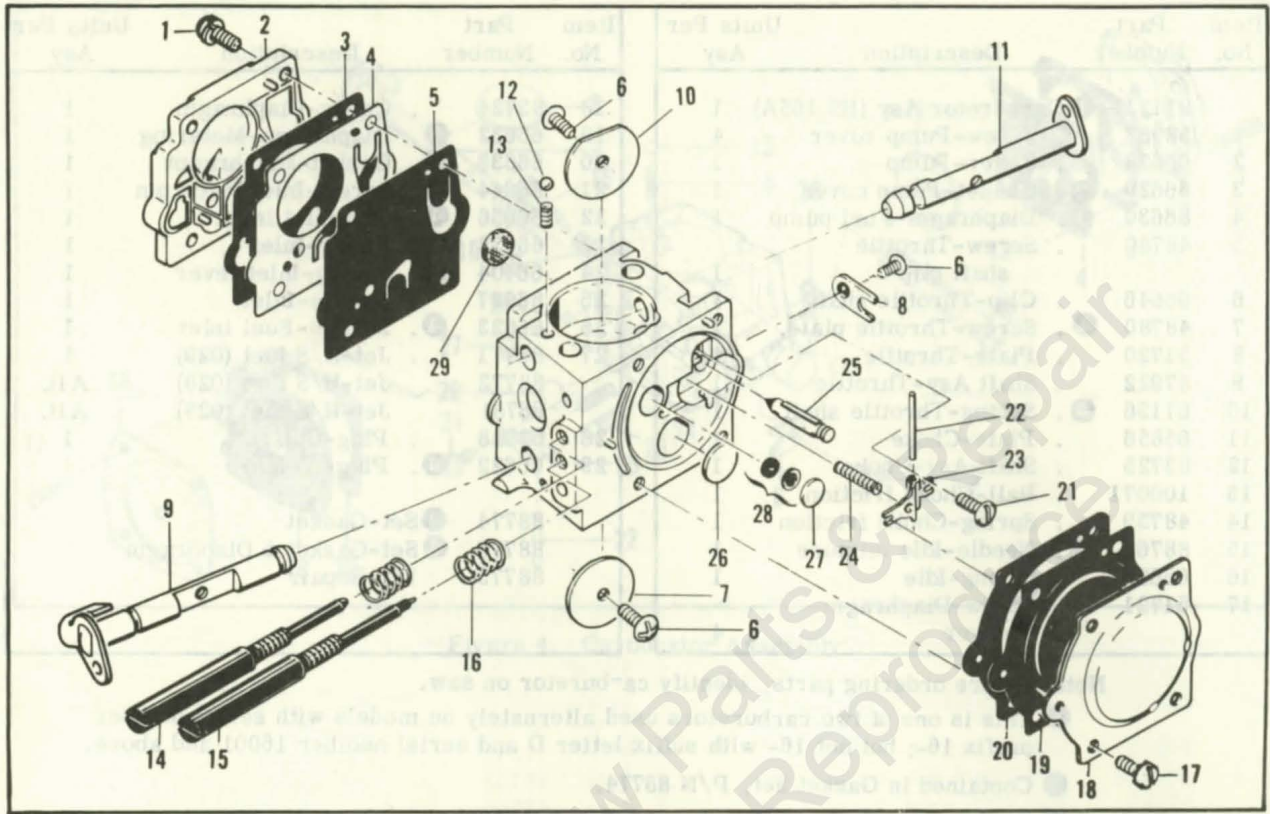


Figure 6. Carburetor Assembly

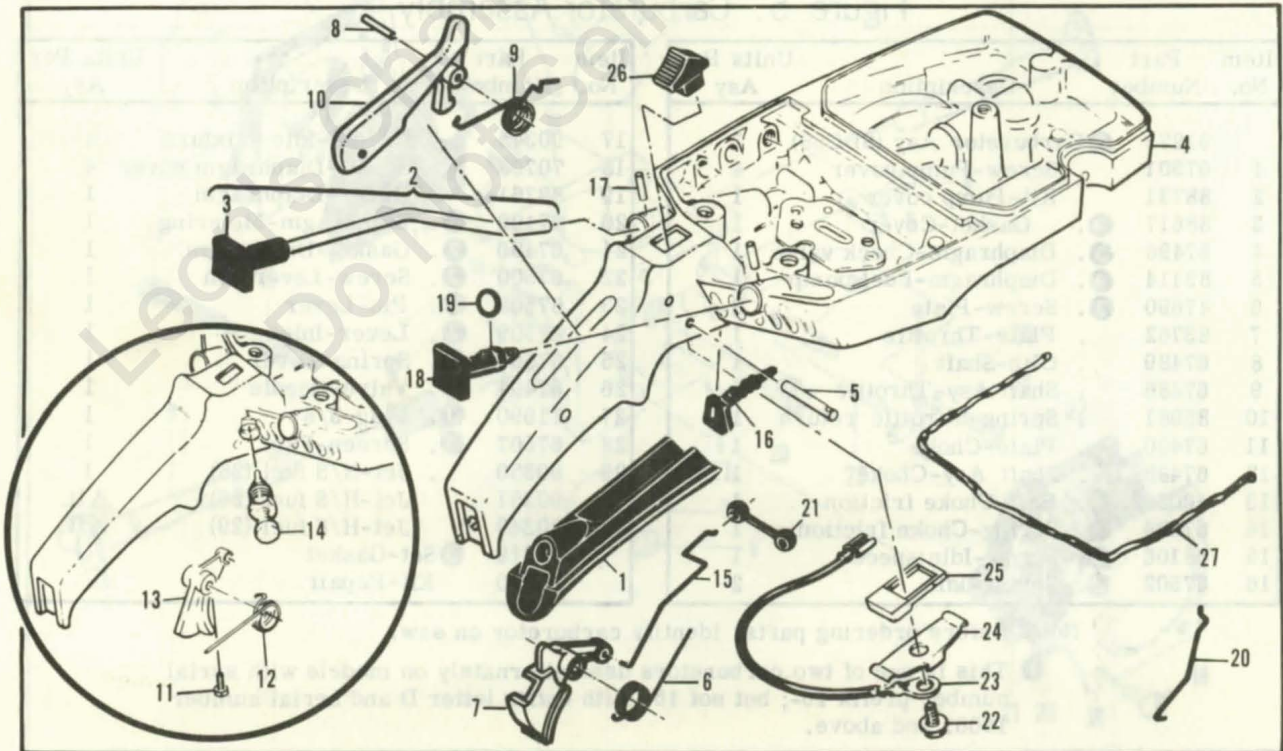


Figure 7. Fuel Tank Assembly

Figure 6. Carburetor Assembly

Item No.	Part Number	Description	Units Per Asy	Item No.	Part Number	Description	Units Per Asy
	87666	① Carburetor Asy	1	15	87916	. Needle-Idle	1
1	67501	. Screw-Pump cover	4	16	67502	. Spring-Needle	2
2	83760	. Cover-Pump	1	17	70798	. Screw-Diaphragm cover	4
3	67495	. Gasket-Cover	1	18	83761	. Cover-Diaphragm	1
4	67498	. Diaphragm-Check valve	1	19	67499	. Diaphragm-Metering	1
5	83114	. Diaphragm-Fuel pump	1	20	67496	. Gasket-Diaphragm	1
6	47690	. Screw-Plate	3	21	67500	. Screw-Lever pin	1
7	83762	. Plate-Throttle	1	22	67508	. Pin-Lever	1
8	67489	. Clip-Shaft	1	23	67509	. Lever-Metering	1
9	67486	. Shaft Asy-Throttle	1	24	67503	. Spring-Lever	1
10	67490	. Plate-Choke	1	25	67491	. Valve-Needle	1
11	67488	. Shaft Asy-Choke	1	26	71690	. Plug-3/8	1
12	100302	. Ball-Choke friction	1	27	69506	. Plug-5/16	1
13	67504	. Spring-Choke	1	28	83758	. Kit-Valve & Seat Asy	1
14	87915	. Needle-High speed	1	29	67507	. Screen-Fuel	1

① Used on models with serial number prefix 17-; also 16- with suffix letter D and serial number 16001 and above.

Accessories

Part Number	Description
62827	Wrench-Screwdriver
63746	Scrench
86334	Kit-Frame & Grip
84922	Kit- Baffle
83970	Kit-Preheater
86419	Guide-Timing
69191	Kit-Pressure adaptor
84453	Kit-Piston tool

Part Number	Description
63432	Spark Plug (Standard)
63097	Spark Plug (Hotter)
65778	Spark Plug (Cooler)
65370	Kit-Sprocket 7T .354P
86330	Kit-Spike
102388	. Screw-Hx hd 10-24 x 5/8
24236	. Washer-Special
101191	. Nut-Hx 10-24

Figure 7. Fuel Tank Assembly

Item No.	Part Number	Description	Units Per Asy	Item No.	Part Number	Description	Units Per Asy
1	89320	Insert-Handle grip	1	15	85107	Rod-Throttle	1
2	64871	Button & Rod Asy	1	16	-68522A	Seal-Throttle rod	1
3	63044	. Button-Oiler	1	17	105673	Pin-Roll 3/32 x 9/16	2
4	-84183A	Kit-Fuel Tank/Control	1	18	69041	Button-Choke	1
5	110378	. Pin-Roll 3/16 x 15/16	1	19	105614	"O" Ring	1
6	-92152	① . Spring-Trigger	1	20	69042	Rod-Choke	1
7	-92151	① . Trigger-Throttle	1	21	69043	Snubber-Rod	1
8	-105654	① . Pin-Roll 1/8 x 7/8	1	22	110706	Screw-Fil hd 8-18 x 1/2	1
9	-92154	① . Spring-Trigger release	1	23	62973A	Wire Asy-Stop switch	1
10	-92153	① . Release-Trigger	1	24	62451	Control-Switch	1
11	110668	② Screw-Fil hd 8-36 x 5/8	1	25	62950A	Base-Switch	1
12	87178	② Spring-Throttle return	1	26	68846	Button-Switch	1
13	88796	② Trigger	1	27	69564	③ Seal-Airbox	1
14	85451	② Latch Asy-Throttle	1				

① Used on models with serial number prefix 17-.

② Used on models with serial number prefix 16-.

③ Furnished on a 12-1/2 inch strip containing 9 beads (enough for 9 replacements).

7-10A

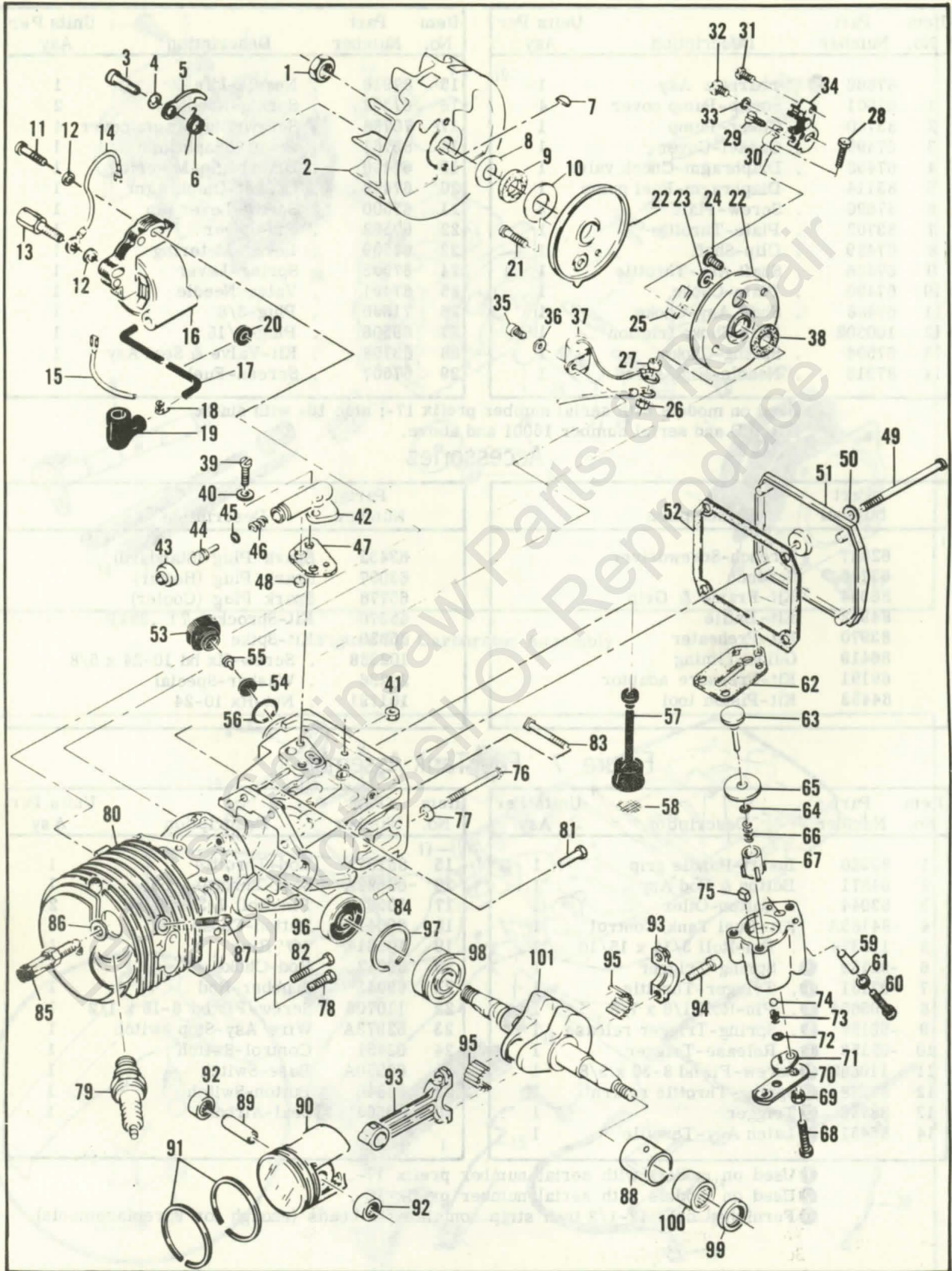


Figure 8. Powerhead Assembly.

Figure 8. Powerhead Assembly

Item No.	Part Number	Description	Units Per Assy	Item No.	Part Number	Description	Units Per Assy
1	110703	Nut - Hex 3/8-24	1	50	110921	Washer - Sealing	1
2	86068	Flywheel	1	51	86304	Cover - Oil tank	1
3	88804	Screw - Pawl pivot	2	52	86306	Gasket - Cover	1
4	83241	Washer - Special	2	53	87270	Cap - Oil tank	1
5	67546	Pawl - Starter	2	54	87269	. Retainer - Valve	1
6	67545	Spring - Pawl	2	55	86402	. Valve - Check	1
7	100106	Key - Woodruff	1	56	101148	"O" Ring	1
8	67057	Washer - Thrust	1	57	91672	Hose Assy - Oil	1
9	67056	Seal - Breaker box cover	1	58	51506	. Screen - Hose	1
10	67054	Washer - Thrust	1	59	91774	Sleeve	1
11	110127	Screw - Hex hd 10-24 x 7/8 (SEMS)	1	60	110865	Screw - Hex hd 10-24 x 7/8	1
12	100002	Washer - #10	2	61	100003	Washer - #10	1
13	83512	Stud - Special	1		-89115A	Pump Assembly - Pulse	1
14	84686	Wire Assy - Ground	1	62	-92818	. Seal - Pulse pump	1
15	69344	Wire Assy - Primary	1	63	60260A	. Piston Assy - Pump	1
16	87246A	Coil & Lamination	1	64	105603	. "O" Ring	1
17	50120	. Wire Assy - Spark plug	1	65	86182	. Ring - Piston	1
18	55061	. . Connector	1	66	60259	. Spring - Piston	1
19	85758	. . Boot	1	67	62227	. Sleeve - Adjustment	1
20	100268	. Grommet	1	68	110386	. Screw - Hex hd 8-32 x 1	1
21	110584	Screw - Pan hd 8-32 x 3/4	1	69	100251	. Nut - Hex 8-32	1
22	91852	Kit - Breaker Box & Cover	1	70	89114	. Clamp - Pump	1
23	91838	. Washer	1	71	62407	. Cover - Outlet valve	1
24	110489	. Screw - Pan hd 6-32 x 7/16	1	72	106104	. "O" Ring	1
25	54184	Wiper - Cam	1	73	-92844	. Spring - Outlet valve	1
26	100298	Nut - Hex 6-32	1	74	102809	. Ball	1
27	62365	Spacer - Breaker	1	75	91259	. Pad Pump	1
28	110346	Screw - Hex hd 6-32 x 3/4	1	76	62105	Screw Assy - Sealing	4
29	110706	Screw - Pan hd 8-18 x 1/2	1	77	62842	. Washer - Sealing	4
30	83126	Strap - Conduction	1	78	110288	Screw - Hex hd 8-32 x 3/4	1
31	110811	Screw - Pan hd 8-32 x 3/8	1	79	63432	Spark Plug	1
32	-110969	Screw - Hex hd 8-32 x 1/2	1	80	-89711A	Crankcase Assy	1
33	105976	Washer - #8	1	81	110288	. Screw Assy - Hex 8-32 x 3/4	2
34	88808	Breaker Assy	1	82	110618	. Screw Assy - Hex 8-32 x 1-3/8	1
35	110623	Screw - Fil hd 8-32 x 1/2	1	83	62065	. Bolt - Bar mounting	2
36	100080	Washer - #8	1	84	110851	. Pin - Dowel	1
37	85358	Condenser	1	85	87866	Valve - DSP	1
38	67051	Seal - Breaker box	1	86	85505	Washer - Valve	1
39	-110338	Screw - Panhd 8-32 x 1/2	2	87	110681	Screw - Skt hd 10-24 x 1/4	1
40	110613	Washer - #8	2	88	87152	Insert - Bearing	1
41	100955	Nut - Hex 8-32	1	89	69020	Pin - Piston	1
42	84156	Housing - Pump	1	90	85239	Piston Assy	1
43	62262	Cap - Housing	1	91	89732	. Ring Set - Piston (thin)	1
44	62266	Plunger - Pump	1	92	110590	. Bearing - Needle	2
45	105614	"O" Ring	1	93	85352	Connecting Rod Assy	1
46	66687	Spring - Pump	1	94	61627A	. Screw - Skt hd special	2
47	91669	Gasket - Pump	1	95	63225	. Roller - Needle (set of 20)	1
48	91668	Valve - Pump	1	96	61618	Seal - Oil	1
49	110291	Screw - Pan hd 10-24 x 2-5/8	1	97	63464	Ring - Snap	1
				98	63429B	Bearing - Ball	1
				99	110260	Seal - Oil	1
				100	104357	Bearing - Needle	1
				101	87699	Crankshaft	1

① Used on models with serial number prefix 16-.

McCULLOCH



• MANUFACTURING • SALES • SERVICE •

McCULLOCH CORPORATION

P.O. BOX 92180, LOS ANGELES, CALIFORNIA 90009

INTERNATIONAL DIVISIONS:

LOS ANGELES, CALIFORNIA, P.O. BOX 92181
SINGAPORE, GOLDHILL PLAZA, SINGAPORE II

McCULLOCH OF CANADA LTD.

6338 VISCOUNT ROAD, MALTON, ONTARIO L4V 1H4, CANADA

McCULLOCH OF EUROPE, N. V.

GEERDEGEM SCHONENBERG, 299 2800 MECHELEN, BELGIUM

McCULLOCH OF AUSTRALIA PTY., LTD.

P.O. BOX 223, SEVEN HILLS, N.S.W. 2147, AUSTRALIA

Item No.	Description	Unit Part	Item No.	Description	Unit Part
1	Washer - bearing	1	110002	Pin - Hex 3/8-24	1
2	Cover - Oil Seal	1	85003	Flywheel	1
3	Case - Cover	1	85004	Shaft - Input	1
4	Cap - Oil Seal	1	85005	Pin - Hex 3/8-24	1
5	Reducer V	1	85006	Pin - Hex 3/8-24	1
6	Screen - Top	1	85007	Pin - Hex 3/8-24	1
7	Leaf	1	85008	Pin - Hex 3/8-24	1
8	Washer - 410	1	85009	Pin - Hex 3/8-24	1
9	Pump Assembly	1	85010	Pin - Hex 3/8-24	1
10	Ball Bearing	1	85011	Pin - Hex 3/8-24	1
11	Washer - 410	1	85012	Pin - Hex 3/8-24	1
12	Washer - 410	1	85013	Pin - Hex 3/8-24	1
13	Washer - 410	1	85014	Pin - Hex 3/8-24	1
14	Washer - 410	1	85015	Pin - Hex 3/8-24	1
15	Washer - 410	1	85016	Pin - Hex 3/8-24	1
16	Washer - 410	1	85017	Pin - Hex 3/8-24	1
17	Washer - 410	1	85018	Pin - Hex 3/8-24	1
18	Washer - 410	1	85019	Pin - Hex 3/8-24	1
19	Washer - 410	1	85020	Pin - Hex 3/8-24	1
20	Washer - 410	1	85021	Pin - Hex 3/8-24	1
21	Washer - 410	1	85022	Pin - Hex 3/8-24	1
22	Washer - 410	1	85023	Pin - Hex 3/8-24	1
23	Washer - 410	1	85024	Pin - Hex 3/8-24	1
24	Washer - 410	1	85025	Pin - Hex 3/8-24	1
25	Washer - 410	1	85026	Pin - Hex 3/8-24	1
26	Washer - 410	1	85027	Pin - Hex 3/8-24	1
27	Washer - 410	1	85028	Pin - Hex 3/8-24	1
28	Washer - 410	1	85029	Pin - Hex 3/8-24	1
29	Washer - 410	1	85030	Pin - Hex 3/8-24	1
30	Washer - 410	1	85031	Pin - Hex 3/8-24	1
31	Washer - 410	1	85032	Pin - Hex 3/8-24	1
32	Washer - 410	1	85033	Pin - Hex 3/8-24	1
33	Washer - 410	1	85034	Pin - Hex 3/8-24	1
34	Washer - 410	1	85035	Pin - Hex 3/8-24	1
35	Washer - 410	1	85036	Pin - Hex 3/8-24	1
36	Washer - 410	1	85037	Pin - Hex 3/8-24	1
37	Washer - 410	1	85038	Pin - Hex 3/8-24	1
38	Washer - 410	1	85039	Pin - Hex 3/8-24	1
39	Washer - 410	1	85040	Pin - Hex 3/8-24	1
40	Washer - 410	1	85041	Pin - Hex 3/8-24	1
41	Washer - 410	1	85042	Pin - Hex 3/8-24	1
42	Washer - 410	1	85043	Pin - Hex 3/8-24	1
43	Washer - 410	1	85044	Pin - Hex 3/8-24	1
44	Washer - 410	1	85045	Pin - Hex 3/8-24	1
45	Washer - 410	1	85046	Pin - Hex 3/8-24	1
46	Washer - 410	1	85047	Pin - Hex 3/8-24	1
47	Washer - 410	1	85048	Pin - Hex 3/8-24	1
48	Washer - 410	1	85049	Pin - Hex 3/8-24	1
49	Washer - 410	1	85050	Pin - Hex 3/8-24	1
50	Washer - 410	1	85051	Pin - Hex 3/8-24	1
51	Washer - 410	1	85052	Pin - Hex 3/8-24	1
52	Washer - 410	1	85053	Pin - Hex 3/8-24	1
53	Washer - 410	1	85054	Pin - Hex 3/8-24	1
54	Washer - 410	1	85055	Pin - Hex 3/8-24	1
55	Washer - 410	1	85056	Pin - Hex 3/8-24	1
56	Washer - 410	1	85057	Pin - Hex 3/8-24	1
57	Washer - 410	1	85058	Pin - Hex 3/8-24	1
58	Washer - 410	1	85059	Pin - Hex 3/8-24	1
59	Washer - 410	1	85060	Pin - Hex 3/8-24	1
60	Washer - 410	1	85061	Pin - Hex 3/8-24	1
61	Washer - 410	1	85062	Pin - Hex 3/8-24	1
62	Washer - 410	1	85063	Pin - Hex 3/8-24	1
63	Washer - 410	1	85064	Pin - Hex 3/8-24	1
64	Washer - 410	1	85065	Pin - Hex 3/8-24	1
65	Washer - 410	1	85066	Pin - Hex 3/8-24	1
66	Washer - 410	1	85067	Pin - Hex 3/8-24	1
67	Washer - 410	1	85068	Pin - Hex 3/8-24	1
68	Washer - 410	1	85069	Pin - Hex 3/8-24	1
69	Washer - 410	1	85070	Pin - Hex 3/8-24	1
70	Washer - 410	1	85071	Pin - Hex 3/8-24	1
71	Washer - 410	1	85072	Pin - Hex 3/8-24	1
72	Washer - 410	1	85073	Pin - Hex 3/8-24	1
73	Washer - 410	1	85074	Pin - Hex 3/8-24	1
74	Washer - 410	1	85075	Pin - Hex 3/8-24	1
75	Washer - 410	1	85076	Pin - Hex 3/8-24	1
76	Washer - 410	1	85077	Pin - Hex 3/8-24	1
77	Washer - 410	1	85078	Pin - Hex 3/8-24	1
78	Washer - 410	1	85079	Pin - Hex 3/8-24	1
79	Washer - 410	1	85080	Pin - Hex 3/8-24	1
80	Washer - 410	1	85081	Pin - Hex 3/8-24	1
81	Washer - 410	1	85082	Pin - Hex 3/8-24	1
82	Washer - 410	1	85083	Pin - Hex 3/8-24	1
83	Washer - 410	1	85084	Pin - Hex 3/8-24	1
84	Washer - 410	1	85085	Pin - Hex 3/8-24	1
85	Washer - 410	1	85086	Pin - Hex 3/8-24	1
86	Washer - 410	1	85087	Pin - Hex 3/8-24	1
87	Washer - 410	1	85088	Pin - Hex 3/8-24	1
88	Washer - 410	1	85089	Pin - Hex 3/8-24	1
89	Washer - 410	1	85090	Pin - Hex 3/8-24	1
90	Washer - 410	1	85091	Pin - Hex 3/8-24	1
91	Washer - 410	1	85092	Pin - Hex 3/8-24	1
92	Washer - 410	1	85093	Pin - Hex 3/8-24	1
93	Washer - 410	1	85094	Pin - Hex 3/8-24	1
94	Washer - 410	1	85095	Pin - Hex 3/8-24	1
95	Washer - 410	1	85096	Pin - Hex 3/8-24	1
96	Washer - 410	1	85097	Pin - Hex 3/8-24	1
97	Washer - 410	1	85098	Pin - Hex 3/8-24	1
98	Washer - 410	1	85099	Pin - Hex 3/8-24	1
99	Washer - 410	1	85100	Pin - Hex 3/8-24	1
100	Washer - 410	1	85101	Pin - Hex 3/8-24	1
101	Washer - 410	1	85102	Pin - Hex 3/8-24	1

