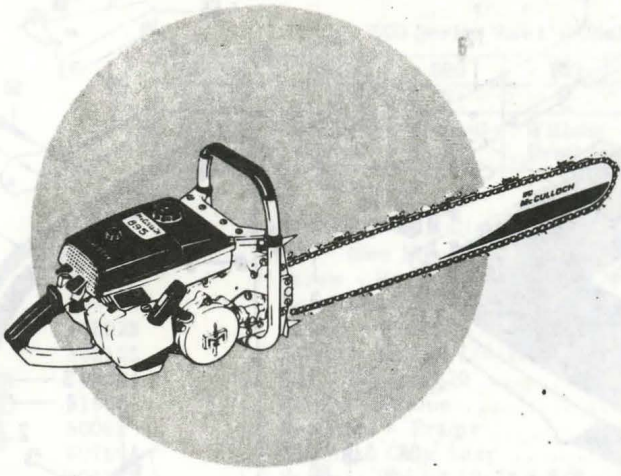


# MASTER ILLUSTRATED PARTS LIST

## 800 SERIES Chain Saws



**JUNE 1970**

The policy of McCulloch Corporation is one of continual improvement in design, manufacturing and engineering advancement wherever possible to assure still finer two-cycle power tools. Hence, specifications, equipment, colors, design and manufacturer's suggested list prices are subject to change without notice and McCulloch Corporation reserves the right to make such changes without prior notification or obligation to backfit or supply backfit components for units previously shipped from the factory.

### CONTENTS

	Page
Figure 1. General . . . . .	2
Figure 2. Fuel System Components. . . . .	6
Figure 3. Carburetor Assembly . . . . .	10
Figure 4. Carburetor Assembly . . . . .	12
Figure 5. Carburetor Assembly . . . . .	14
Figure 6. Starter and Clutch Assemblies . . . . .	16
Figure 7. Powerhead Assembly . . . . .	18
Figure 8. Transmission Assembly . . . . .	22
Figure 9. Lockplate Adjusting Assembly . . . . .	25
Figure 10. Handle and Control Assembly . . . . .	26

This Master Illustrated Parts List gives the name, number and interchangeability between engines, of service and replacement parts which were used on or are presently available for all 800 Series chain saws manufactured to date.

**Information about the List and how to use it will be found on the back cover.  
Read the information before you start to use the List.**





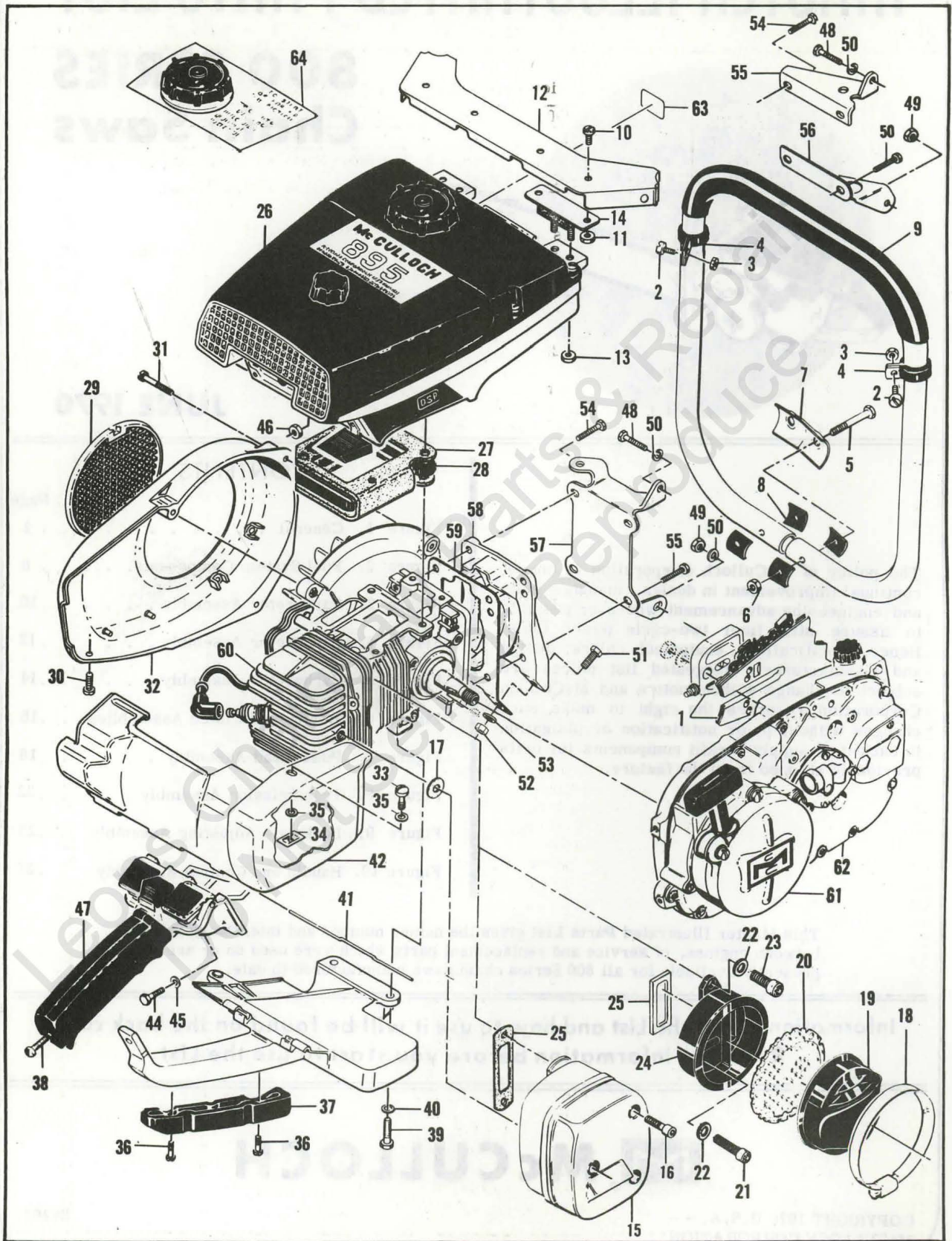


Figure 1. General



FIGURE 1. GENERAL

Item No.	Part Number	Description	Units Per Assy	Usable on Code			
800 Series Saws - Usable On Code							
	<b>Model</b>	<b>840</b>	<b>890</b>	<b>895</b>	<b>895</b>	<b>895</b>	<b>895</b>
	<b>Letter</b>	<b>A</b>	<b>B</b>	<b>C</b>	<b>D</b>	<b>E</b>	<b>F</b>
	<b>Serial Numbers</b>	<b>Without Prefix</b>	<b>Without Prefix</b>	<b>Without Prefix</b>	<b>Prefixed 10-</b>	<b>Prefixed 11-</b>	<b>Prefixed 12-</b>
1		Lockplate Adjusting Assy, Bar and Chain (See Figure 9) .....					All
2	102761	Screw - Hex hd 10-24 x 7/8 .....	2				All
3	105367	Nut - Hex 10-24 .....	2				All
4	103923	Clamp - Frame .....	2				All
5	102125	Screw - Hex hd 1/4-20 x 1-3/4 .....	2				All
6	105394	Nut - Hex 1/4-20 .....	2				All
7	51660	Clamp - Frame .....	1				All
8	50062	Insulator - Frame .....	4				All
9	60766A	Frame & Grip Assy .....	1				All
10	104393	Screw - Pan hd 10-24 x 3/8 .....	4				All
11	101191	Nut - Hex 10-24 .....	4				All
12	55638	Brace - Frame .....	1				All
13	101191	Nut - Hex 10-24 .....	4				All
14	55606B	Mount - Shock .....	2				All
15	53480	Muffler & Screw Assy (Not available - Order Kit #68240) .....	1				A,B,C,D
16	104895	Screw - Skt hd 10-24 x 5/8 .....	3				A,B,C,D
17	53651	Washer - Insulator .....	1				A,B,C,D
	68240	Kit - Spark arrester .....	1				All
18	83368	Clamp .....	1				All
19	68238	Top Assy .....	1				All
20	69325	Baffle .....	1				All
21	101563	Screw - Skt hd 10-24 x 1-1/4 .....	1				All
22	83745	Washer - Special .....	3				All
23	104895	Screw - Skt hd 10-24 x 5/8 .....	2				All
24	68241	Bottom Assy .....	1				All
25	53652	Gasket - Spark arrester .....	1				A,B
	*83379	Gasket - Spark arrester .....	1				C,D,E,F
26		Fuel System Components (See Figure 2) .....					All
27	65625	Gasket - Fuel tank insulator .....	1				All
28	53684A	Insulator - Fuel tank .....	1				All
29	55615	Guard - Flywheel .....	1				All
30	102500	Screw - Pan hd 10-24 x 1/2 .....	1				All
31	104816	Screw - Hex hd 10-24 x 1-1/4 (SEMS) .....	3				All
32	66812	Fan Housing .....	1				All
33	51351	Screw - Special .....	1				All
34	103741	Speednut .....	1				All
35	100005	Washer - 1/4 .....	2				All
36	104483	Screw - Bind hd 10-24 x 5/8 .....	2				All
37	55941	Insert - Handle .....	1				All
38	104397	Screw - Pan hd 10-24 x 7/8 .....	1				All
39	102121	Screw - Hex hd 1/4-20 x 7/8 .....	2				All
40	100005	Washer - 1/4 .....	2				All
41	55885	Pin - Hinge .....	1				All
42	66259	Shroud Assy - Cylinder .....	1				All
43	57872	Brace - Handle .....	1				All
44	102761	Screw - Hex hd 10-24 x 7/8 .....	2				All
45	102189	Washer - #10 .....	2				All
46	102067	Nut - Hex 10-24 .....	2				All
47		Handle & Control Assy (See Figure 10) .....					All
48	100882	Screw - Hex hd 1/4-20 x 3/4 .....	1				All

FIGURE 1. GENERAL (CONT.)

Item No.	Part Number	Description	Units Per Assy	Usable on Code
49	100248	Nut - Hex 1/4-28 .....	1	All
50	100153	Lockwasher - 1/4 .....	2	All
51	100882	Screw - Hex hd 1/4-20 x 3/4 .....	1	All
52	105394	Nut - Hex 1/4-20 .....	1	All
53	100005	Washer - 1/4 .....	1	All
54	101982	Screw - Hex hd 1/4-20 x 1 .....	4	All
55	51795A	Brace - Gearcase top .....	1	A
56	55537	Brace - Gearcase bottom .....	1	A
57	61225	Bracket - Gearcase .....	1	B,C,D,E,F
58	65743	Cover - Crankcase bottom .....	1	All
59	65654	Gasket - Cover .....	1	All
60		Powerhead Assy (See Figure 7) .....		All
61		Starter & Clutch Assys (See Figure 6) .....		All
62		Transmission Assy (See Figure 8) .....		All
63	59445	Decal - Oiler .....	1	B,C,D,E,F
64	60425	Plate - Instruction .....	1	A,B

Leons Chainsaw Parts & Repair  
Do Not Sell Or Reproduce



Master Illustrated Parts List, P/N 84262, supersedes and cancels all previous lists issued for the 800 Series chain saws. Included in this group are the Models 840, 890 and 895. Discard the following lists:

- I.P.L. 60448 covering Model 840 saws without serial number prefix.
- I.P.L. 61327A covering Model 890 saws without serial number prefix.
- I.P.L. 63695 covering Model 895 saws without serial number prefix.
- I.P.L. 67983 covering Model 895 saws with serial numbers prefixed 10-.
- I.P.L. 69455 covering Model 895 saws with serial numbers prefixed 11-.

#### SERVICE SPECIFICATIONS

Spark Plug Gap -----	0.025 in.
Lamination Gap -----	0.010 to 0.015 in.
Breaker Point Gap -----	0.018 in.
<b>Carburetor Adjustment</b>	
Idle Needle - Preliminary adjustment	1 turn open.
	Adjust for smooth idle and acceleration.
Main Needle - Preliminary adjustment	1 turn open.
	Adjust for maximum power under load.
<b>Torque Values</b>	
Flywheel Nut -----	350 to 400 inch-pounds.
Clutch Nut -----	240 to 300 inch-pounds.
Connecting Rod Screws -----	105 to 110 inch-pounds.

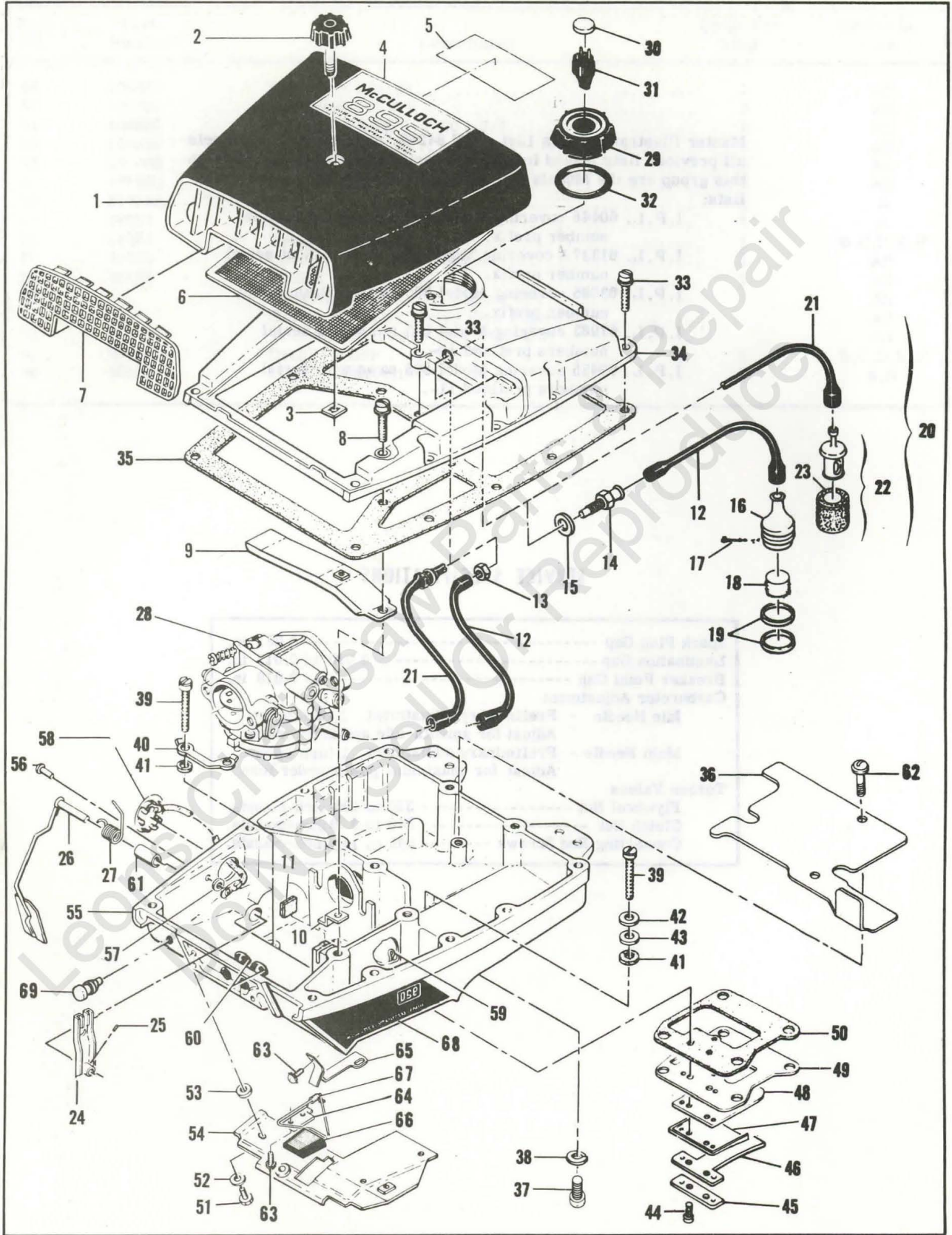


Figure 2. Fuel System Components



FIGURE 2. FUEL SYSTEM COMPONENTS

Item No.	Part Number	Description	Units Per Assy	Usable on Code			
800 Series Saws - Usable On Code							
	<b>Model</b>	840	890	895	895	895	895
	<b>Letter</b>	<b>A</b>	<b>B</b>	<b>C</b>	<b>D</b>	<b>E</b>	<b>F</b>
	<b>Serial Numbers</b>	Without Prefix	Without Prefix	Without Prefix	Prefixed 10-	Prefixed 11-	Prefixed 12-
1	60427A	Cover Assy - Air cleaner	1	All			
2	60243	Knob - Cover	1	All			
3	103741	Speednut	1	A,B,C,D,E			
	83367	Speednut	1	F			
4	60445	Nameplate	1	A			
	61222	Nameplate	1	B			
	66817	Nameplate	1	C,D,E,F			
5	63814	Plate - Instruction	1	C,D,E			
	83559	Plate - Instruction	1	F			
6	55498	Screen - Air cleaner	1	All			
7	55659	Grill - Air cleaner cover	1	All			
8	104396	Screw - Pan hd 10-24 x 3/4	1	All			
9	55634	Anchor Assy - Air cleaner cover	1	All			
10	55647	Retainer - Throttle rod	1	A,E,F			
11	51394	Felt - Throttle rod	1	A,E,F			
12	53678	Hose - Fuel	2	A,B			
13	100640	Nut - Hex 1/4-28	1	A,B			
14	53675A	Fitting - Fuel hose	1	A,B			
15	50832A	Washer - Sealing	1	A,B			
16	53679B	Pickup Assy - Fuel	1	A			
17	104959	Pin - Fuel pickup	1	A			
18	104958	Filter - Fuel	1	A			
19	110065	Ring - Fuel pickup	1	A			
20	63831	Hose Assy - Fuel	1	C,D,E,F			
21	63669	Hose - Fuel	1	C,D,E,F			
22	53679B	Pickup Assy - Fuel	1	B,C,D,E,F			
23	61159	Filter - Fuel	1	B,C,D,E,F			
24	55964A	Lever Assy - Governor	1	A,E			
	61754	Lever Assy - Governor	1	B,C,D,F			
25	104154	Screw - Set 8-32 x 1/4	1	All			
26	55958	Arm Assy - Governor	1	All			
27	55966C	Spring - Governor	1	A,E			
	61757	Spring - Governor	1	B,C,D,F			
28		Carburetor Assy (See Figure 3)		A,B,C,D			
		Carburetor Assy (See Figure 4)		E			
		Carburetor Assy (See Figure 5)		F			
29	55934B	Cap Assy - Fuel	1	All			
30	55063	Filter - Fuel	1	All			
31	53766A	Valve - Check	1	All			
32	101348	"O" Ring	1	All			
33	104396	Screw - Pan hd 10-24 x 3/4	14	All			
34	62442A	Cover - Fuel tank	1	A,B			
	69001	Cover - Fuel tank	1	C,D,E,F			
35	65632	Gasket - Cover	1	All			
36	63650	Liner - Fuel tank	1	All			
37	102151	Screw - Hex hd 1/4-20 x 1/2	1	A,B,C			
	100633	Screw - Skt hd 1/4-20 x 1/2	1	D,E,F			
38	105043	Lockwasher - 1/4	1	All			
39	55948A	Screw - Fuel tank	4	All			
40	68654	Lockplate	1	All			
41	68203	Washer - Insulating	4	All			
42	102189	Washer - #10	2	All			
43	103744	Washer - Sealing	2	All			
44	103740	Screw - Hex hd 8-32 x 5/8	2	All			

This list is continued on next page

FIGURE 2. FUEL SYSTEM COMPONENTS (CONT.)

Item No.	Part Number	Description	Units Per Assy	Usable on Code
45	51480	Lockplate .....	1	All
46	57658A	Clamp - Reed .....	1	B,C,D,E,F
47	66274	Deflector - Fuel .....	1	All
48	48593	Valve - Reed .....	1	All
49	53685C	Plate - Reed .....	1	All
50	65657	Gasket - Reed plate .....	1	All
51	102388	Screw - Hex hd 10-24 x 5/8 .....	3	All
52	102189	Washer - #10 .....	3	All
53	68203	Washer - Insulating .....	2	All
54	55907A	Shield Assy - Fuel tank .....	1	A,B
	63652	Shield Assy - Fuel tank .....	1	C,D,E,F
55	61532	Bottom Assy - Fuel tank .....	1	A
	62448	Bottom Assy - Fuel tank .....	1	B
	63873	Bottom Assy - Fuel tank .....	1	C,D,E,F
56	104504	. Rivet .....	1	All
57	101871	. Washer - 1/8 .....	1	All
58	51396A	. Cover Assy - Adjustment hole .....	1	All
59	104310	. Pin - Cotter .....	1	All
60	68258	. Grommet .....	2	All
61	103708	. Bushing .....	1	All
62	110054	. Screw - Pan hd 6-32 x 3/8 (SEMS) .....	2	All
63	105249	. Screw - Rd hd 8-32 x 3/8 (SEMS) .....	3	C,D,E,F
64	63619	Plate - Lever retaining .....	1	C,D,E,F
65	64582	Retainer - Lever .....	1	C,D,E,F
66	63914A	Lever Assy - DSP .....	1	C,D,E,F
67	63827	Spring - Lever .....	1	C,D,E,F
68	66269	Emblem - DSP .....	1	C,D,E,F
69	69360	Plug - Fuel tank .....	2	E



LEONS CHAINSAW PARTS & REPAIR



Leons Chainsaw Parts & Repair  
Do Not Sell Or Reproduce

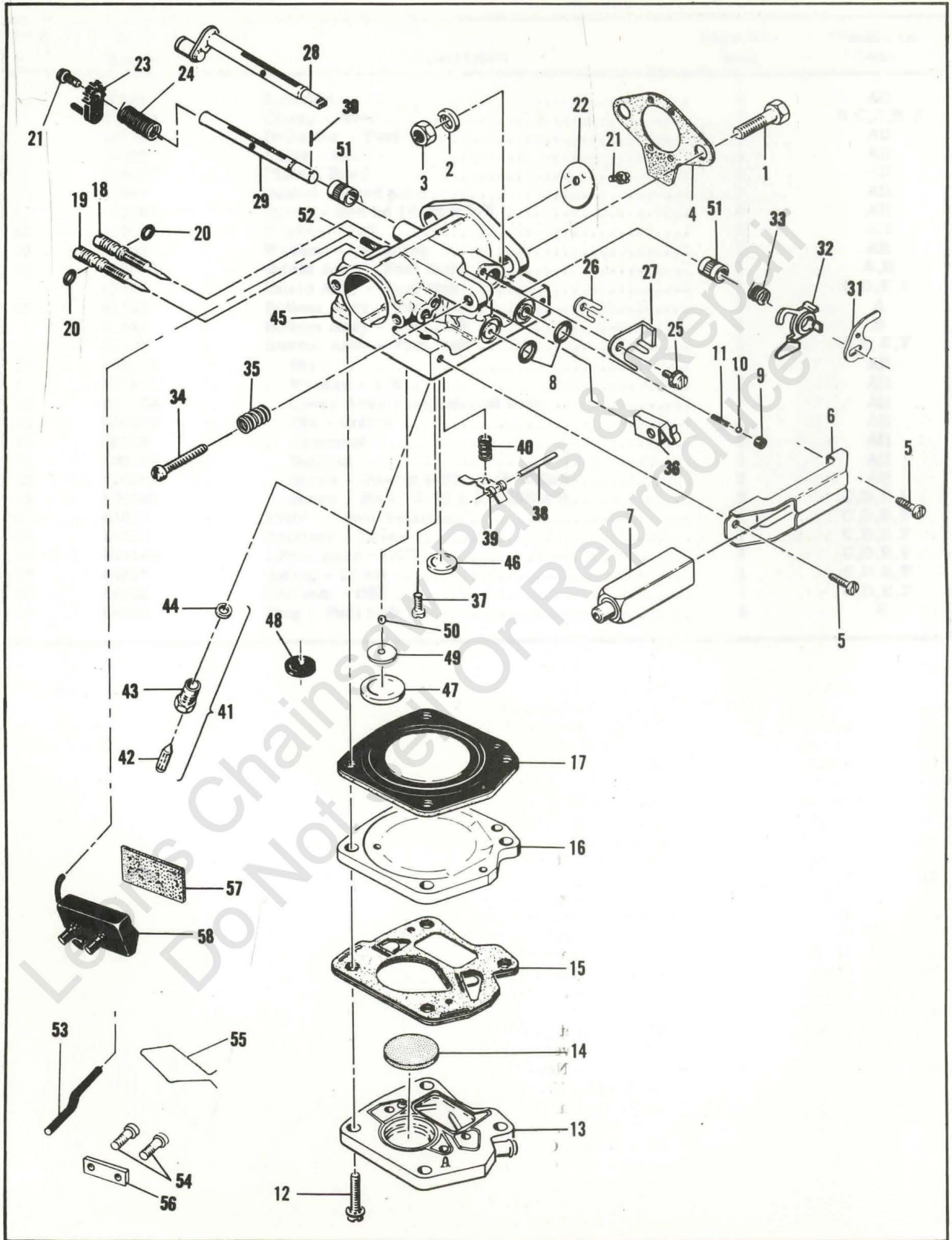


Figure 3. Carburetor Assembly



FIGURE 3. CARBURETOR ASSEMBLY

Item No.	Part Number	Description	Units Per Assy	Usable on Code			
800 Series Saws - Usable On Code							
	<b>Model</b>	840	890	895	895	895	895
	<b>Letter</b>	<b>A</b>	<b>B</b>	<b>C</b>	<b>D</b>	<b>E</b>	<b>F</b>
	<b>Serial Numbers</b>	Without Prefix	Without Prefix	Without Prefix	Prefixed 10-	Prefixed 11-	Prefixed 12-
1	100882	Screw - Hex hd 1/4-20 x 3/4	2	A,B,C,D			
2	101476	Lockwasher - 1/4	2	A,B,C,D			
3	103242	Nut - Hex 1/4-20	2	A,B,C,D			
4	65586	Gasket - Carburetor	1	A,B,C,D			
	68754	Carburetor Assy	1	A,B,C,D			
5	110054	Screw - Pan hd 6-32 x 3/8 (SEMS)	2	A,B,C,D			
6	53440	Bracket - Primer mounting	1	A,B,C,D			
7	68702	Primer Assy	1	A,B,C,D			
8	101056	"O" Ring	2	A,B,C,D			
9	59480	Seat - Primer valve	1	A,B,C,D			
10	100302	Ball - Steel 1/8 in. dia.	1	A,B,C,D			
11	28754	Spring - Primer	1	A,B,C,D			
12	104520	Screw - Pan hd 10-24 x 7/8 (SEMS)	4	A,B,C,D			
13	69169	Body Assy - Fuel pump	1	A,B,C,D			
14	57277A	Filter - Fuel pump	1	A,B,C,D			
15	57274B	Diaphragm Assy - Fuel pump	1	A,B,C,D			
16	48901	Plate - Diaphragm	1	A,B,C,D			
17	55067C	Diaphragm - Carburetor	1	A,B,C,D			
18	53948	Needle - Idle adjustment	1	A,B,C,D			
19	53311	Needle - Main adjustment	1	A,B,C,D			
20	104001	"O" Ring	2	A,B,C,D			
21	104814	Screw - Pan hd 4-40 x 1/4 (SEMS)	2	A,B,C,D			
22	53309	Plate - Throttle	1	A			
	61360	Plate - Throttle	1	B,C,D			
23	61901	Arm - Throttle shaft	1	B,C,D			
24	61895	Spring - Idle governor	1	B,C,D			
25	110055	Screw - Fil hd 8-32 x 3/8 (SEMS)	1	A,B,C,D			
26	55082	Clip - Throttle shaft	1	A			
27	61891	Clip - Throttle shaft	1	B,C,D			
28	55077A	Shaft & Roller Assy - Throttle	1	A			
29	61920	Shaft & Pin Assy - Throttle	1	B,C,D			
30	110301	Pin - Groove	1	B,C,D			
31	53582A	Arm - Throttle shaft	1	A			
32	61894A	Cam Assy	1	B,C,D			
33	61906	Spring - Cam	1	B,C,D			
34	55397	Screw - Idle adjusting	1	A			
	62910	Screw - Idle adjusting	1	B,C,D			
35	51705	Spring - Idle screw	1	A,B			
36	61108	Guide - Throttle rod	1	C,D			
37	104164	Screw - Pan hd 4-40 x 1/4 s/t	1	A,B,C,D			
38	104305	Pin - Lever	1	A,B,C,D			
39	55688	Lever - Inlet control	1	A,B,C,D			
40	57172	Spring - Lever	1	A,B,C,D			
41	60163A	Valve Set - Needle & Body	1	A,B,C,D			
42	63038	Needle - Valve	1	A,B,C,D			
43	58969	Body - Valve	1	A,B,C,D			
44	55689	Washer	1	A,B,C,D			
45	58852B	Body Assy - Carburetor	1	A			
	66420	Body Assy - Carburetor	1	B,C,D			
46	110179	Plug - Expansion 1/2 in.	1	A,B,C,D			
47	104407	Plug - Expansion 1 in.	1	A,B,C,D			
48	55690B	Seal - Capillary	1	A			
	61155	Set - Ball & Seat	1	B,C,D			
49	61152	Seat	1	B,C,D			

This list is continued on next page

FIGURE 3. CARBURETOR ASSEMBLY (CONT.)

Item No.	Part Number	Description	Units Per Assy	Usable on Code
50	61151	Ball	1	B,C,D
51	55062A	Bushing - Body	2	A,B,C,D
52	47523	Tube - Collector	1	A,B,C,D
53	58869A	Hose - Collector	1	A,B
54	100934	Screw - Pan hd 8-32 x 3/8	2	A,B
55	58920A	Retainer - Fuel absorber	1	A,B
56	58864	Plate - Retaining	1	A,B
57	58865	Absorber - Fuel	1	A,B,C,D
58	63651	Collector - Fuel	1	A,B,C,D

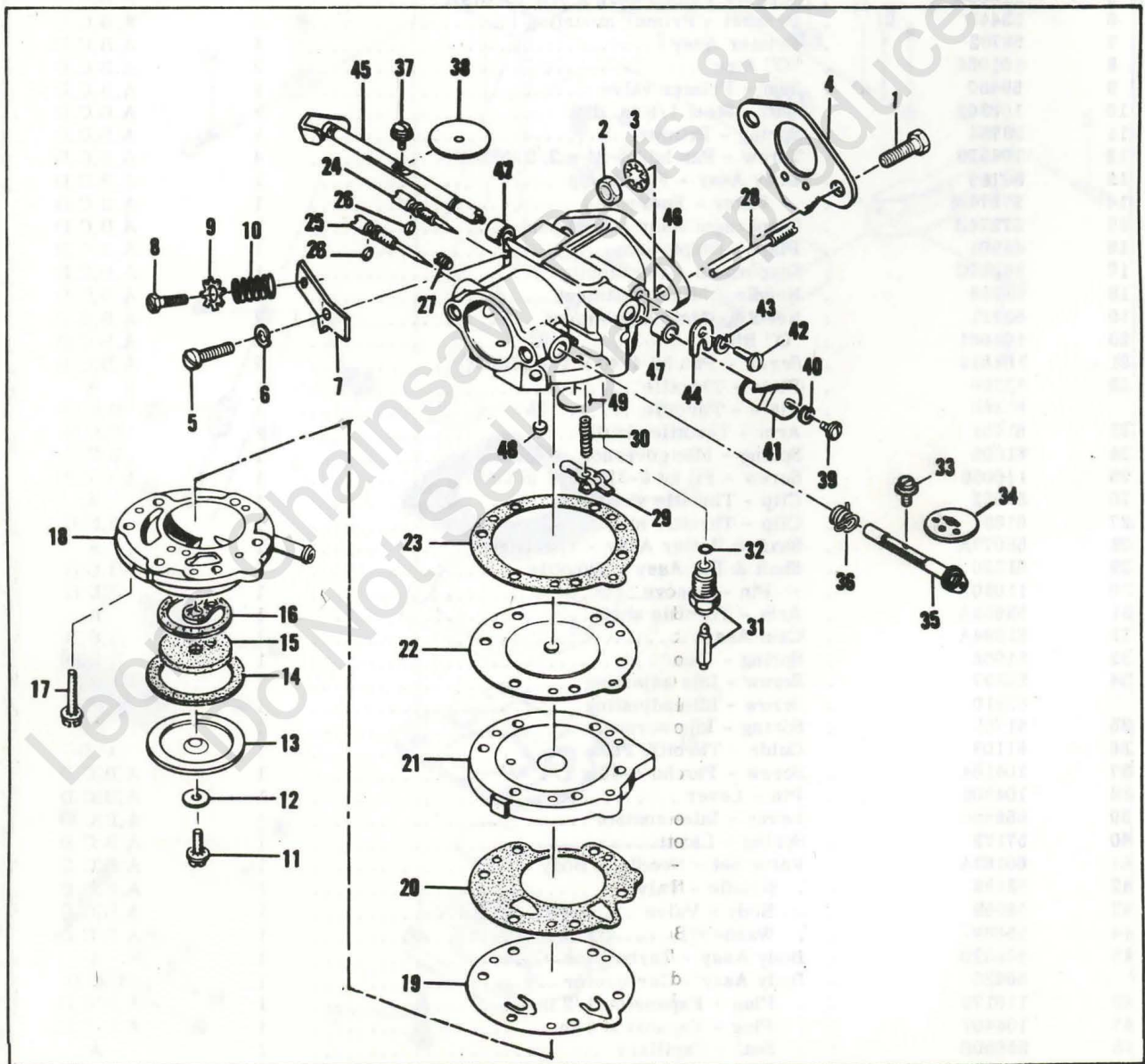


Figure 4. Carburetor Assembly



FIGURE 4. CARBURETOR ASSEMBLY

Item No.	Part Number	Description	Units Per Assy	Usable on Code					
800 Series Saws - Usable On Code									
	<b>Model</b>	840	890	895	895	895	895		
	<b>Letter</b>	<b>A</b>	<b>B</b>	<b>C</b>	<b>D</b>	<b>E</b>	<b>F</b>		
	<b>Serial Numbers</b>	Without Prefix	Without Prefix	Without Prefix	Prefixed 10-	Prefixed 11-	Prefixed 12-		
1	100882	Screw - Hex hd 1/4-20 x 3/4						2	E
2	103242	Nut - Hex 1/4-20						2	E
3	101476	Lockwasher - 1/4						2	E
4	65586	Gasket - Carburetor						1	E
	51984C	Carburetor Assy						1	E
5	100362	Screw - Idle bracket						1	E
6	100252	Lockwasher - #8						1	E
7	51706	Bracket - Idle screw						1	E
8	*103845	Screw - Hex hd 8-32 x 5/8						1	E
9	*51549	Washer - Special						1	E
10	*51705	Spring - Idle speed screw						1	E
11	*50797	Screw - Fuel strainer cover						1	E
12	*50798	Gasket - Cover screw						1	E
13	50796	Cover - Fuel strainer						1	E
14	51704	Gasket - Cover						1	E
15	*53717	Element - Filter						1	E
16	*53565	Gasket - Filter						1	E
17	51597	Screw - Fil hd 6-32 x 3/4						6	E
18	50670	Body - Fuel pump						1	E
19	*51595	Diaphragm - Fuel pump						1	E
20	65592	Gasket - Fuel pump						1	E
21	51592	Cover - Diaphragm						1	E
22	66167	Diaphragm - Fuel						1	E
23	65591	Gasket - Diaphragm						1	E
24	*51702	Needle - Idle fuel mixture						1	E
25	*53718	Needle - Main fuel mixture						1	E
26	*104001	"O" Ring						2	E
27	51589	Screw - Drain plug						1	E
28	*51710	Pin - Inlet lever						1	E
29	*51709	Lever - Inlet						1	E
30	*51711	Spring - Lever						1	E
31	*51707A	Needle, Seat & Gasket Assy						1	E
32	51708	Gasket - Seat						1	E
33	51721	Screw - Choke shutter (SEMS)						1	E
34	53813	Shutter - Choke						1	E
35	53814	Shaft Assy - Choke						1	E
36	*51586	Spring - Choke return						1	E
37	*51721	Screw - Throttle shutter						1	E
38	51720	Shutter - Throttle						1	E
39	*51719	Screw - Throttle lever						1	E
40	*100261	Lockwasher - #4						1	E
41	57893A	Lever - Throttle shaft						1	E
42	51717	Screw - Throttle shaft clip						1	E
43	100252	Lockwasher - #8						1	E
44	51716	Clip - Throttle shaft						1	E
45	53815	Shaft Assy - Throttle						1	E
46	51588C	Carburetor Body Assy						1	E
47	51715	Bushing - Throttle shaft						2	E
48	*57653	Plug - Body channel cup						1	E
49	*51583	Plug - Welch 3/8 in.						1	E
	*50806	Gasket Set							
	53719	Repair Kit							

\*Indicates contents of Repair Kit P/N 53719

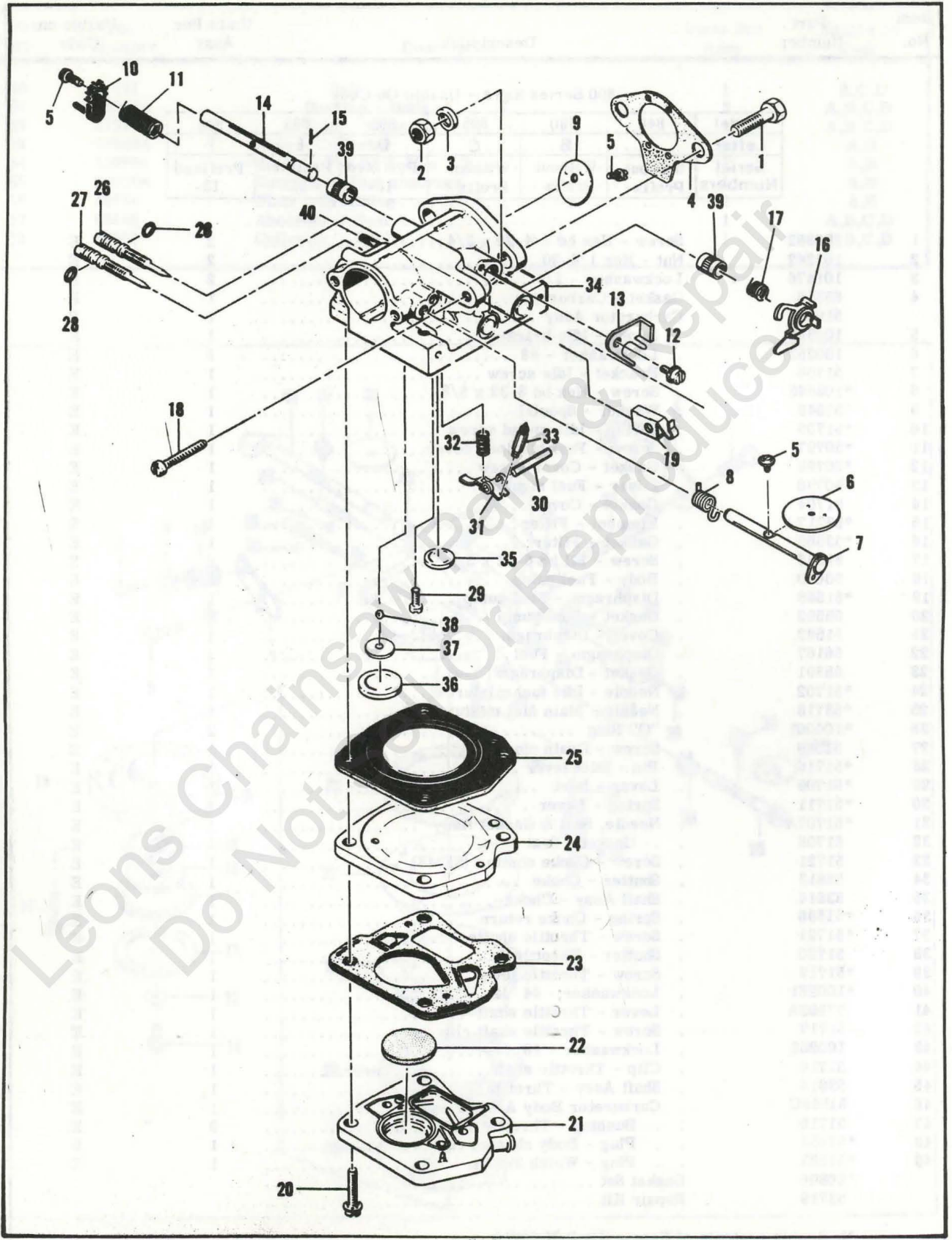


Figure 5. Carburetor Assembly



FIGURE 5. CARBURETOR ASSEMBLY

Item No.	Part Number	Description	Units Per Assy	Usable on Code				
800 Series Saws - Usable On Code								
	<b>Model</b>	840	890	895	895	895	895	
	<b>Letter</b>	<b>A</b>	<b>B</b>	<b>C</b>	<b>D</b>	<b>E</b>	<b>F</b>	
	<b>Serial Numbers</b>	Without Prefix	Without Prefix	Without Prefix	Prefixed 10-	Prefixed 11-	Prefixed 12-	
1	100882	Screw - Hex hd 1/4-20 x 3/4					2	F
2	103242	Nut - Hex 1/4-20					2	F
3	100005	Washer - 1/4					2	F
4	65586	Gasket - Carburetor					1	F
	84260	Carburetor Assy					1	F
5	104814	. Screw - Pan hd 4-40 x 1/4 (SEMS)					3	F
6	55085	. Plate - Choke					1	F
7	84073	. Shaft Assy - Choke					1	F
8	55089	. Spring - Choke shaft					1	F
9	61360	. Plate - Throttle					1	F
10	61901	. Arm - Throttle shaft					1	F
11	61895	. Spring - Idle governor					1	F
12	110055	. Screw - Fil hd 8-32 x 3/8 (SEMS)					1	F
13	61891	. Clip - Shaft					1	F
14	61920	. Shaft and Pin Assy					1	F
15	110301	. Pin - Groove					1	F
16	61894A	. Cam Assy					1	F
17	61906	. Spring - Cam					1	F
18	62910	. Screw - Idle speed					1	F
19	61108	. Guide - Throttle rod					1	F
20	104520	. Screw - Pan hd 10-24 x 7/8 (SEMS)					4	F
21	69169	. Body - Fuel pump					1	F
22	48911	. Filter - Fuel					1	F
23	57274B	. Diaphragm Assy - Pump					1	F
24	48901	. Plate - Diaphragm					1	F
25	55067C	. Diaphragm - Carburetor					1	F
26	53948	. Needle - Idle adjustment					1	F
27	53311	. Needle - Main adjustment					1	F
28	104001	. "O" Ring					2	F
29	104164	. Screw - Pan hd 4-40 x 1/4					1	F
30	104305	. Pin - Lever					1	F
31	84317	. Lever - Inlet					1	F
32	57172	. Spring - Lever					1	F
33	83753	. Needle - Inlet					1	F
34	84781	. Body Assy - Carburetor					1	F
35	110179	. Plug - Expansion 1/2 in.					1	F
36	104407	. Plug - Expansion 1 in.					1	F
	61155	. Set - Ball & Seat					1	F
37	61152	. Seat					1	F
38	61151	. Ball					1	F
39	55062A	. Bushing - Shaft					2	F
40	47523	. Tube - Collector hose					1	F

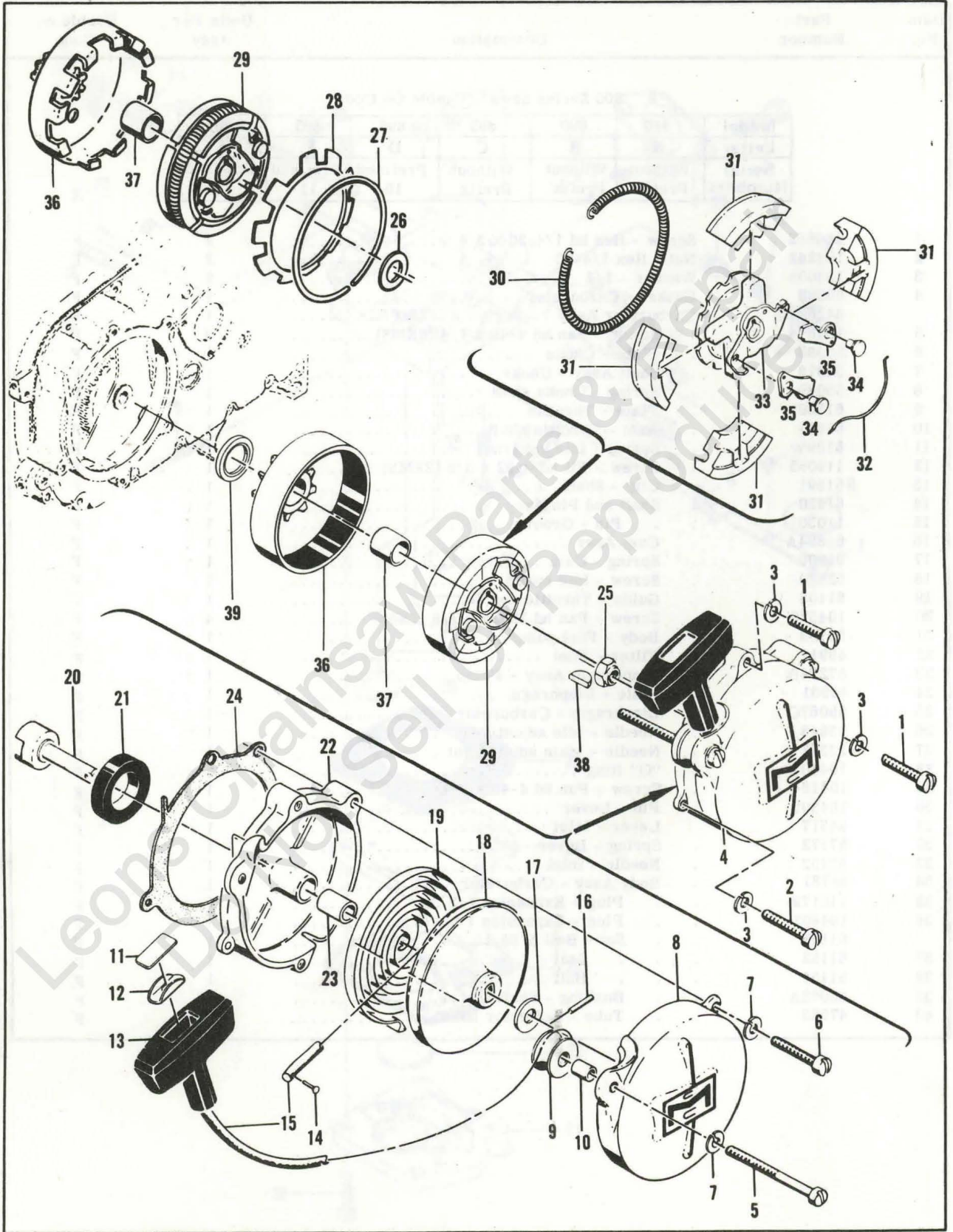


Figure 6. Starter and Clutch Assemblies



FIGURE 6. STARTER AND CLUTCH ASSEMBLIES

Item No.	Part Number	Description	Units Per Assy	Usable on Code			
800 Series Saws - Usable On Code							
	<b>Model</b>	840	890	895	895	895	895
	<b>Letter</b>	<b>A</b>	<b>B</b>	<b>C</b>	<b>D</b>	<b>E</b>	<b>F</b>
	<b>Serial Numbers</b>	Without Prefix	Without Prefix	Without Prefix	Prefixed 10-	Prefixed 11-	Prefixed 12-
1	102212	Screw - Fil hd 10-24 x 1-3/4	2	All			
2	102135	Screw - Fil hd 10-24 x 2	1	All			
3	101194	Lockwasher - #10	3	All			
4	53303	Starter Assy	1	All			
5	103840	. Screw - Fil hd 10-24 x 3-1/2	1	All			
6	102135	. Screw - Fil hd 10-24 x 2	2	All			
7	101194	. Lockwasher - #10	3	All			
8	55024B	. Cover - Starter	1	All			
9	51138	. Pulley - Starter rope	1	All			
10	103536	. Bearing - Starter pulley	1	All			
11	57232	. Plate - Handle	1	All			
12	57231	. Cup - Handle	1	All			
13	57230	. Handle - Starter	1	All			
14	101136	. Rivet - Rope	1	All			
15	28716	. Rope - Starter	1	All			
16	103047	. Pin - Roll	1	All			
17	104457	. Washer - 3/8	1	All			
18	55871	. Drum - Starter	1	All			
19	51665	. Spring - Rewind	1	All			
20	55110A	. Shaft - Starter	1	All			
21	104439	. Seal - Oil	1	All			
22	65364	. Base Assy - Starter	1	All			
23	55591	. . Bearing - Starter base	1	All			
24	55983	Gasket - Starter base	1	All			
25	103746	Nut - Hex 3/8-24	1	All			
26	104349	Washer - 3/8	1	A			
27	53294	Ring - Retaining 0.040 in.	1	A			
	53295	Ring - Retaining 0.047 in.	Alternate	A			
	53296	Ring - Retaining 0.055 in.	Alternate	A			
	53297	Ring - Retaining 0.063 in.	Alternate	A			
	53298	Ring - Retaining 0.071 in.	Alternate	A			
	53299	Ring - Retaining 0.080 in.	Alternate	A			
	53300	Ring - Retaining 0.090 in.	Alternate	A			
	53301	Ring - Retaining 0.106 in.	Alternate	A			
	53302	Ring - Retaining 0.118 in.	Alternate	A			
28	51645A	Disc - Clutch friction	1	A			
29	55716D	Clutch Assy	1	A			
	61227	Clutch Assy	1	B,C,D,E,F			
30	51644B	. Spring - Clutch	1	A			
	58850	. Spring - Clutch	1	B,C,D,E,F			
31	55523B	. Shoe - Clutch (set of 4)	1	A			
	61228	. Shoe - Clutch	1	B,C,D,E,F			
32	28766A	. Spring - Starter pawl	1	All			
33	55717	. Rotor & Pawl Assy	1	A			
	61322	. Rotor & Pawl Assy	1	B,C,D,E,F			
34	28917	. . Pin - Starter pawl	2	All			
35	28765	. . Pawl - Starter	2	All			
36	51859	Drum Assy - Clutch (2:1 & 3:1 transmissions)	1	A			
	55931	Drum Assy - Clutch (3.6:1 transmissions)	1	A			
	61321	Drum & Liner Assy - Clutch	1	B,C,D,E,F			
37	55930	. Bearing - Clutch drum	1	A			
	51700	. Bearing - Clutch drum	1	B,C,D,E,F			
38	103879	Key - Woodruff	1	All			
39	68182	Spacer - Clutch drum	1	B,C,D,E,F			



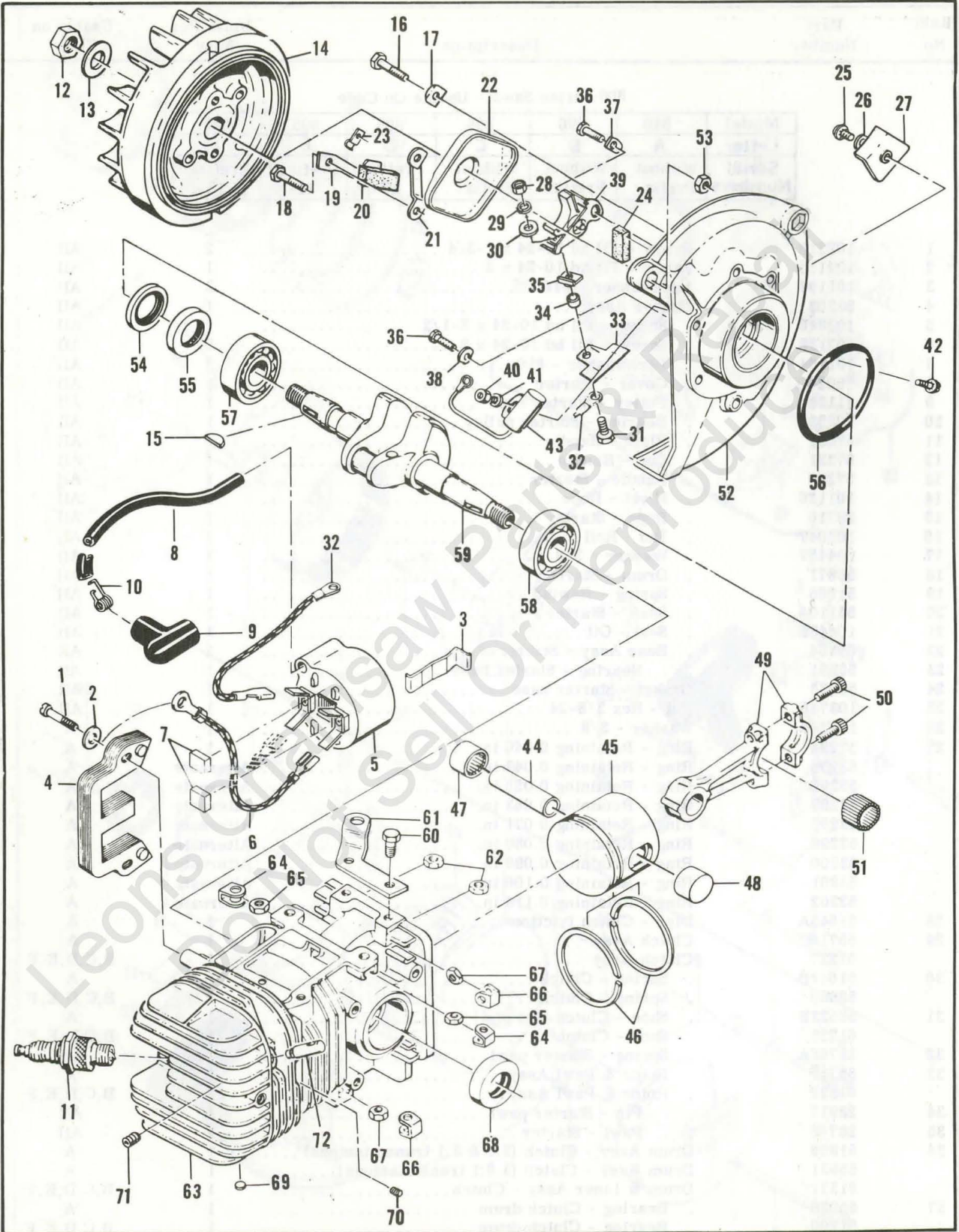


Figure 7. Powerhead Assembly



FIGURE 7. POWERHEAD ASSEMBLY

Item No.	Part Number	Description	Units Per Assy	Usable on Code			
800 Series Saws - Usable On Code							
	<b>Model</b>	<b>840</b>	<b>890</b>	<b>895</b>	<b>895</b>	<b>895</b>	<b>895</b>
	<b>Letter</b>	<b>A</b>	<b>B</b>	<b>C</b>	<b>D</b>	<b>E</b>	<b>F</b>
	<b>Serial Numbers</b>	<b>Without Prefix</b>	<b>Without Prefix</b>	<b>Without Prefix</b>	<b>Prefixed 10-</b>	<b>Prefixed 11-</b>	<b>Prefixed 12-</b>
1	101965	Screw - Fil hd 10-24 x 7/8 (SEMS) .....	2	A,B,C			
	104815	Screw - Hex hd 10-24 x 7/8 (SEMS) .....	2	D,E,F			
2	100003	Washer - #10 .....	2	A,B,C			
	100352	Washer - #10 .....	2	D,E,F			
3	51253	Retainer - Coil .....	2	A,B			
	69697	Retainer - Coil .....	1	C			
	51253	Retainer - Coil .....	1	D,E,F			
4	51251	Lamination Assy .....	1	All			
5	57643A	Coil & Terminal Assy .....	1	A,B			
	69798	Coil & Terminal Assy .....	1	C,D,E,F			
6	101883	. Wire Assy - Ground .....	1	A,B			
	63639	. Wire Assy - Ground .....	1	C,D,E,F			
7	67863	. Spacer - Lamination .....	2	C,D,E,F			
8	50120	. Wire Assy - Spark plug .....	1	A,B			
	69966	. Wire Assy - Spark plug .....	1	C,D,E,F			
9	55060	. . Boot - Spark plug .....	1	A,B			
	62926	. . Boot - Spark plug .....	1	C,D,E,F			
10	55061	. . Connector .....	1	A,B			
	62932	. . Connector .....	1	C,D,E,F			
11	83564	Spark Plug .....	1	A,B			
	63097	Spark Plug .....	1	C,D,E,F			
12	101179	Nut - Hex 7/16-20 .....	1	All			
13	101270	Washer - 7/16 .....	1	All			
14	68281	Flywheel Assy .....	1	All			
15	103879	Key - Woodruff .....	1	All			
16	102763	Screw - Hex hd 10-24 x 3/4 .....	2	All			
17	36388	Lockplate .....	1	All			
18	102763	Screw - Hex hd 10-24 x 3/4 .....	4	All			
19	57815	Strap - Seal .....	1	All			
20	50664	Seal - Breaker box drain .....	1	All			
21	55977	Clip - Breaker box cover .....	2	All			
22	55766B	Cover - Breaker box .....	1	All			
23	104230	Speednut .....	1	All			
24	54184	Wiper - Felt .....	1	All			
25	110055	Screw - Fil hd 8-32 x 3/8 (SEMS) .....	1	All			
26	100080	Washer - #8 .....	1	All			
27	57829	Clamp - Ignition wire .....	1	All			
28	104551	Nut - Hex 8-32 .....	1	All			
29	104553	Lockwasher - #8 .....	1	All			
30	100080	Washer - #8 .....	1	All			
31	110338	Screw - Hex hd 8-32 x 9/16 .....	1	All			
32	57766	Wire Assy - Primary .....	1	A,B			
	63628	Wire Assy - Primary .....	1	C,D,E,F			
33	55782A	Insulator - Primary wire .....	1	All			
34	57769	Insulator - Ignition screw .....	1	All			
35	57770A	Insulator - Breaker spring .....	1	All			
36	104733	Screw - Hex hd 8-32 x 1/2 (SEMS) .....	2	All			
37	57767A	Lockplate .....	1	All			
38	55778E	Washer - Breaker retainer .....	1	All			
39	57765B	Breaker Assy .....	1	All			
40	100955	Nut - Hex 8-32 .....	1	A,B,C			
	100251	Nut - Hex 8-32 .....	1	D,E,F			
41	100080	Washer - #8 .....	1	A,B			
	100057	Lockwasher - #8 .....	1	C,D,E,F			



FIGURE 7. POWERHEAD ASSEMBLY (CONT.)

Item No.	Part Number	Description	Units Per Assy	Usable on Code
42	104733	Screw - Hex hd 8-32 x 1/2 (SEMS) .....	1	A,B,C,D
	103748	Screw - Hex hd 8-32 x 1/2 .....	1	E,F
43	50074	Condenser .....	1	A,B
	61650	Condenser .....	1	C,D,E,F
44	62831	Pin - Piston .....	1	A,B
	62866	Pin - Piston .....	1	C,D,E
	69408	Pin - Piston .....	1	F
45	58878A	Piston Assy (Thick Ring) .....	1	A
	62877	Piston Assy (Thin Ring) .....	1	B,C,D
	62883	Piston Assy (Thick Ring) .....	1	E,F
46	58881	. Ring Set - Piston (Thick) .....	1	A
	58353	. Ring Set - Piston (Thin) .....	1	B,C,D
	62422	. Ring Set - Piston (Thick) .....	1	E,F
47	101206	. Bearing - Needle .....	1	A,B
	104519	. Bearing - Needle .....	1	C,D,E,F
48	104378	. Bearing - Needle (Closed end) .....	1	A,B
	62868	. Bearing - Needle (Closed end) .....	1	C,D,E,F
49	47903	Connecting Rod Assy .....	1	All
50	60210A	. Screw - Skt hd special .....	2	All
51	102742	. Roller - Needle .....	24	A,B,C,D,E
	69891	. Roller - Needle .....	24	F
52	69487	Crankcase Cover Assy .....	1	All
53	101326	. Nut - Hex 10-24 .....	3	All
54	57897	. Seal - Oil .....	1	All
55	57898	. Seal - Oil .....	1	All
56	104523	"O" Ring .....	1	All
57	100824	Bearing - Ball .....	1	All
58	104490	Bearing - Ball .....	1	All
59	58128	Crankshaft .....	1	All
60	102762	Screw - Hex hd 10-24 x 1/2 .....	2	A
61	53271	Bracket - Fuel tank .....	1	A
62	101326	Nut - Hex 10-24 .....	2	A
63	59564	Crankcase Assy .....	1	A
	61209A	Crankcase Assy .....	1	B
	67421	Crankcase Assy .....	1	C,D,E,F
64	28053	. Retainer - Nut .....	2	All
65	101326	. Nut - Hex 10-24 .....	2	All
66	18556A	. Retainer - Nut .....	6	All
67	101143	. Nut - Hex 1/4-20 .....	6	A,B
	105394	. Nut - Hex 1/4-20 .....	6	C,D,E,F
68	104486	. Seal - Oil .....	1	A
	57732	. Seal - Oil .....	1	B,C,D,E,F
69	110179	. Plug - Expansion .....	3	B
	110340	. Plug - Expansion .....	3	C,D,E,F
70	110034	. Insert - Taplok .....	3	C,D,E
	83374	. Insert - Taplok .....	3	F
71	103614	. Screw - Skt hd 1/4-20 x 3/8 .....	1	C,D,E,F
72	69877	. Valve - DSP .....	1	C,D,E,F



**40:1 TWO-CYCLE MOTOR OIL**

Reduces smoke, carbon and engine wear.



6 oz. can #78960  
6-pack #78961  
16oz. can #78963  
6-pack #78964  
1qt. bottle #110626

**CHAIN, BAR AND SPROCKET OIL**

Specially designed for extra lubrication of bars and chains.



1 qt. bottle #110631  
Case of 24 #110632

**BAR GUARDS**

Protect bar and chain from accidental damage.



A Black Polyvinylchloride



B (A) for wide bars #56927  
(B) narrow bars #64930



C Rigid Yellow Plastic



(C) MAC 10-16, 20" #66544  
(D) PM6-12, 16" #83124

**LOCQUIC AND**

Primer. Cleans, degreases, and accelerates curing.

7-1/2 oz. spray can. #69794



**LOCTITE**

Sealant, bonding agent

10cc plastic bottle #67537



**SPRAY PAINT**

Black

12 oz. can #103503  
Case of 12 #103400



Yellow

12 oz. can #102449  
Case of 12 #102464

**STARTER ROPE**

Solid, braided nylon



100' spool #28902

**PRESSURE TEST TOOLS**

For leakage check of crankcase, fuel system.



Basic unit #62849

**CHAIN SHARPENING TOOLS**

The ● shows which tools are used on chains . . . .

		S-25	SM-57	S-40	S-80	S-90
<b>McCULLOCH FILES</b> 	1/8" round	●				
	5/32" round	●	●			
	3/16" round		●			
	7/32" round			●		
	1/4" round				●	
	9/32" round					●
	8" flat	●	●	●	●	●
6" flat safety	●	●	●	●	●	
<b>FILE GUIDE &amp; FILE</b> 	#67750 (1/8" round)	●				
	#60950 (7/32" round)			●		
	(Also holds 3/16 and 1/4" round)				●	
<b>DEPTH GAUGE TOOLS</b> 	#56241 .045-.060"			●	●	●
	#64198 .035-.060"			●	●	●
	#64359 .045-.050"			●	●	●
	#67688 .015-.020"	●				
	#67680 .025-.030"	●	●	●	●	●
<b>FILE-N-JOINT</b> Assures correct filing angle, height. 	#61034	●	●	●	●	●

**GEAR OIL (SAE 140)**

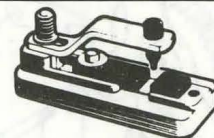
For transmissions of gear drive saws.



16 oz. can #19342  
Case of 24 #104347

**"BREAK ALL" CHAIN BREAKER**

Required when repairing chain.



#61753  
Instructions included.

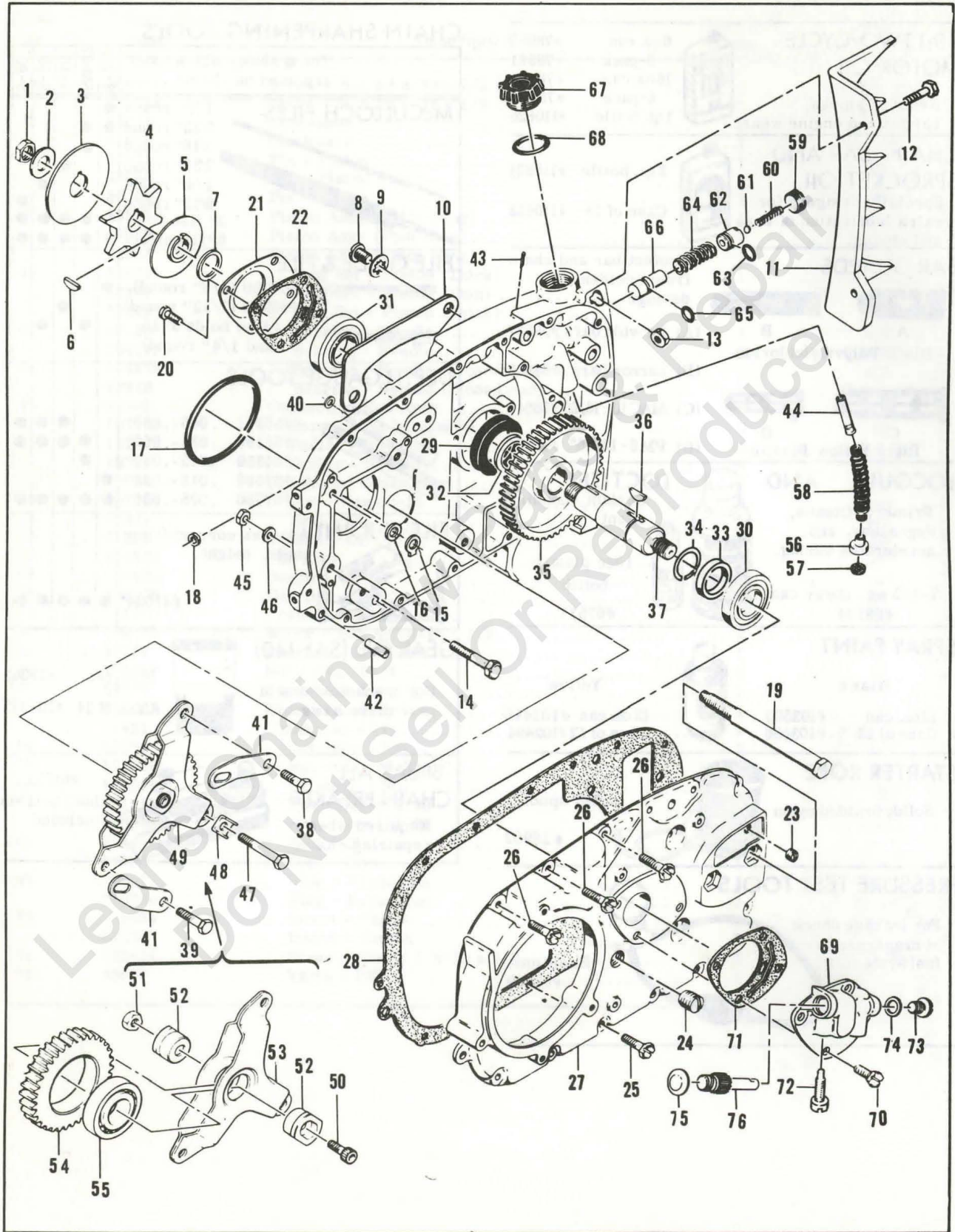


Figure 8. Transmission Assembly



FIGURE 8. TRANSMISSION ASSEMBLY

Item No.	Part Number	Description	Units Per Assy	Usable on Code				
800 Series Saws - Usable On Code								
	<b>Model</b>	840	890	895	895	895	895	
	<b>Letter</b>	<b>A</b>	<b>B</b>	<b>C</b>	<b>D</b>	<b>E</b>	<b>F</b>	
	<b>Serial Numbers</b>	Without Prefix	Without Prefix	Without Prefix	Prefixed 10-	Prefixed 11-	Prefixed 12-	
1	60972	Nut - Special	1	All				
2	100593	Washer - 7/16	1	All				
3	51627	Plate - Chain guide	1	All				
4	36791A	Sprocket - 7 tooth, 9/16 in. pitch	1	All				
	36790A	Sprocket - 6 tooth, 9/16 in. pitch	1	Alternate				
	36644A	Sprocket - 7 tooth, 1/2 in. pitch	1	Alternate				
	36020B	Sprocket - 6 tooth, 1/2 in. pitch	1	Alternate				
	52069A	Sprocket - 7 tooth, 0.404 in. pitch	1	Alternate				
5	36019A	Shroud - Sprocket	1	All				
6	100256	Key - Woodruff	1	All				
7	55737	Spacer - Sprocket	1	All				
8	102415	Screw - Pan hd 10-24 x 3/8 s/t	2	All				
9	101194	Lockwasher - #10	2	All				
10	51634B	Guard - Chain	1	A				
	61224	Cover - Pushrod	1	B,C,D,E,F				
11	61783	Kit - Spike	1	All				
12	100882	Screw - Hex hd 1/4-20 x 3/4	2	All				
13	105394	Nut - Hex 1/4-20	2	All				
14	102128	Screw - Hex hd 1/4-20 x 1-1/4	3	All				
15	36306	Lockplate	1	All				
16	100004	Washer - 1/4	1	All				
17	104535	"O" Ring	1	All				
18	57736	Washer - Oiler rod felt	1	All				
	60633	Transmission Assy (2:1)	1	All				
19	51631A	Bolt - Bar mounting	2	All				
20	104835	Screw - Pan hd 10-24 x 1/2 (SEMS)	4	All				
21	60408	Retainer - Bearing	1	All				
22	60409	Gasket - Retainer	1	All				
23	104869	Plug - Pipe 1/16-27	1	All				
24	104218	Plug - Pipe 3/8-18	1	All				
25	103464	Screw - Hex hd 10-24 x 3/4 (SEMS)	11	All				
26	103947	Screw - Hex hd 10-24 x 1 (SEMS)	3	All				
27	58779	Cover - Gearcase	1	All				
28	68639	Gasket - Gearcase cover	1	All				
29	104298	Seal - Oil	1	All				
30	101039	Bearing - Ball	1	All				
31	104422	Bearing - Ball	1	All				
32	55715	Spacer - Gear	1	All				
33	60407	Spacer - Gear	1	All				
	60420	Shaft & Sprocket Gear Assy	1	All				
34	104451	Ring - Retaining	1	All				
35	57999	Gear - Sprocket drive	1	All				
36	55953	Key - Sprocket gear	1	All				
37	60470A	Shaft - Sprocket	1	All				
	60461	Gearcase Assy	1	All				
38	103280	Screw - Hex hd 1/4-28 x 5/8	1	All				
39	103413	Screw - Hex hd 1/4-28 x 1	1	All				
40	30351884	Washer - 1/4	2	All				
41	60186	Strap - Idler yoke	2	All				
42	100993	Pin - Dowel	1	All				
43	100010	Pin - Cotter	1	All				
44	60389	Valve Assy - Check	1	All				
45	100640	Nut - Hex 1/4-28	2	All				
46	100004	Washer - 1/4	1	All				

This list is continued on next page

FIGURE 8. TRANSMISSION ASSEMBLY (CONT.)

Item No.	Part Number	Description	Units Per Assy	Usable on Code
47	104351	. Screw - Hex hd 1/4-28 x 1-13/32 .....	1	All
48	55539	. Lockplate - Yoke .....	1	All
49	55722	. Gear and Yoke Assy .....	1	All
50	100201	. . Screw - Skt hd 1/4-28 x 1/2 .....	1	All
51	100640	. . Locknut - Hex 1/4-28' .....	1	All
52	57493	. . Hub - Bearing .....	2	All
53	53820	. . Yoke Assy .....	1	All
54	55728	. . Gear - Idler .....	1	All
55	100824	. . Bearing - Ball .....	1	All
56	51505	. Weight Assy .....	1	All
57	51506	. . Screen - Pickup .....	1	All
58	28007	. Hose - Pickup .....	1	All
59	51755	. Plug - Oiler valve .....	1	All
60	51944	. Spring .....	1	All
61	100549	. Ball - Steel .....	1	All
	60622A	. Body Assy - Oiler .....	1	All
62	57721B	. . Body - Oiler .....	1	All
63	101056	. . "O" Ring .....	1	All
64	19236	. Spring - Oiler .....	1	All
	51472	. Piston Assy - Oiler .....	1	All
65	101056	. . "O" Ring .....	1	All
66	36126	. . Piston - Oiler .....	1	All
67	57129A	. Cap - Filler .....	1	All
68	101148	. "O" Ring .....	1	All
69	60466D	Pump & Gasket Assy - Oiler (2:1) .....	1	All
70	110172	. Screw - Fil hd 10-24 x 3/4 (SEMS) .....	4	All
71	60409	. Gasket - Oiler pump .....	1	All
72	61398	. Screw - Special .....	1	All
73	60959	. Plug - Special .....	1	All
74	60964	. Shim - 0.015 in. ....	AR	All
75	104791	. Plug - Expansion 5/8 in. ....	1	All
76	61810	. Plunger - Oiler pump (2:1) .....	1	All



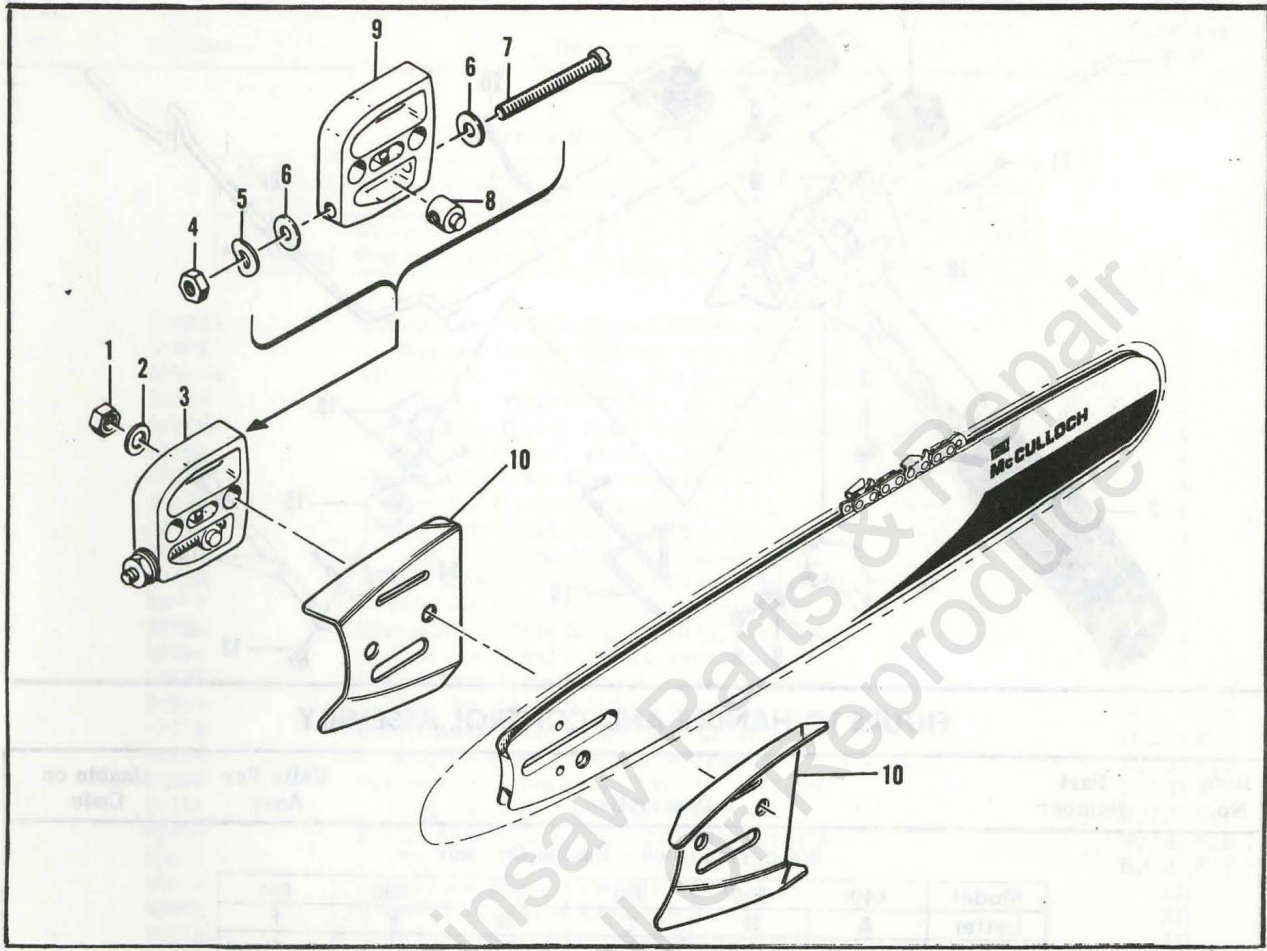


FIGURE 9. LOCKPLATE ADJUSTING ASSEMBLY

Item No.	Part Number	Description	Units Per Assy	Usable on Code					
800 Series Saws - Usable On Code									
	<b>Model</b>	840	890	895	895	895	895		
	<b>Letter</b>	A	B	C	D	E	F		
	<b>Serial Numbers</b>	Without Prefix	Without Prefix	Without Prefix	Prefixed 10-	Prefixed 11-	Prefixed 12-		
1	110625	Nut - Hex 3/8-24 .....						2	All
2	100393	Washer - 3/8 .....						2	All
3	52211D	Lockplate Adjusting Assy .....						1	All
4	100640	. Nut - Hex 1/4-28 .....						1	All
5	102813	. Washer - Spring .....						1	All
6	102843	. Washer - 1/4 .....						2	All
7	103919	. Screw - Fil hd 1/4-28 x 2-1/2 .....						1	All
8	52207C	. Nut - Adjusting .....						1	All
9	52206B	. Lockplate .....						1	All
10	64935	Plate - Bar .....						2	D,E,F
	61994	Plate - Bar (Set of 2) .....						1	A,B,C
	61995	. Plate - Bar (L.H.) .....						1	A,B,C
	61996	. Plate - Bar (R.H.) .....						1	A,B,C

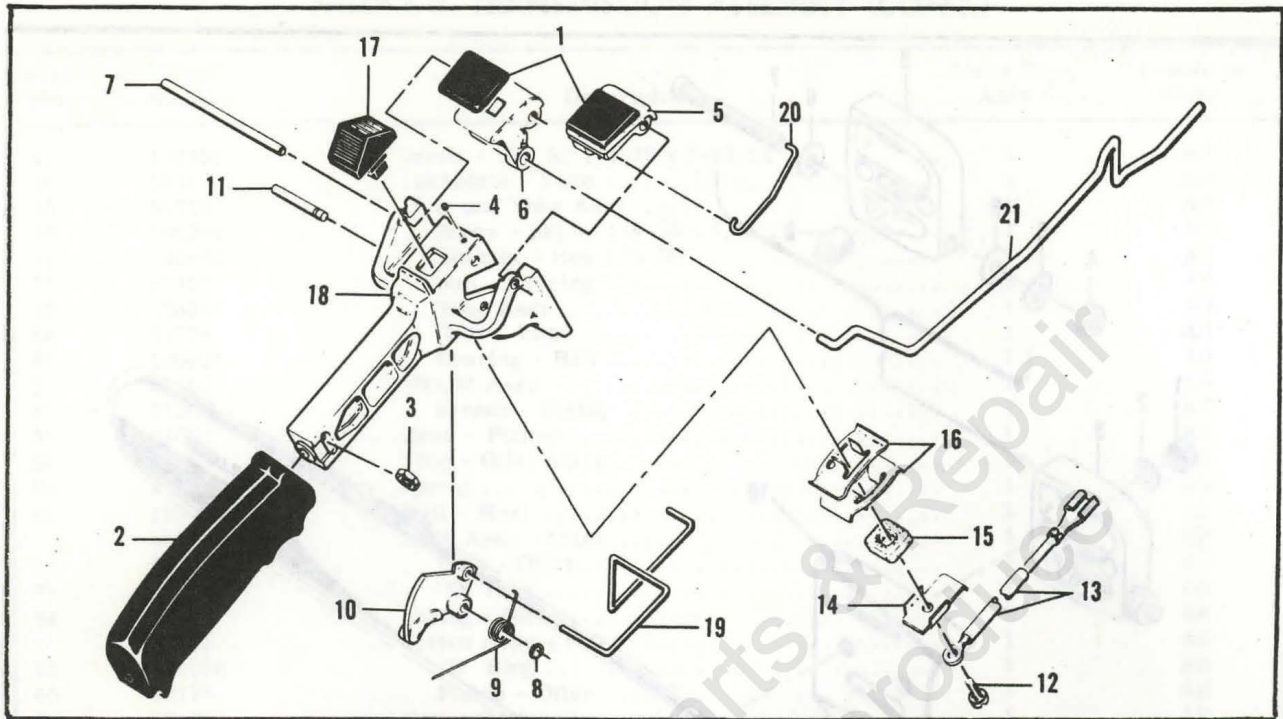


FIGURE 10. HANDLE AND CONTROL ASSEMBLY

Item No.	Part Number	Description	Units Per Assy	Usable on Code																					
800 Series Saws - Usable On Code																									
		<table border="1" style="width: 100%; border-collapse: collapse;"> <thead> <tr> <th>Model</th> <th>840</th> <th>890</th> <th>895</th> <th>895</th> <th>895</th> <th>895</th> </tr> <tr> <th>Letter</th> <th>A</th> <th>B</th> <th>C</th> <th>D</th> <th>E</th> <th>F</th> </tr> <tr> <th>Serial Numbers</th> <th>Without Prefix</th> <th>Without Prefix</th> <th>Without Prefix</th> <th>Prefixed 10-</th> <th>Prefixed 11-</th> <th>Prefixed 12-</th> </tr> </thead> </table>	Model	840	890	895	895	895	895	Letter	A	B	C	D	E	F	Serial Numbers	Without Prefix	Without Prefix	Without Prefix	Prefixed 10-	Prefixed 11-	Prefixed 12-		
Model	840	890	895	895	895	895																			
Letter	A	B	C	D	E	F																			
Serial Numbers	Without Prefix	Without Prefix	Without Prefix	Prefixed 10-	Prefixed 11-	Prefixed 12-																			
1	55670	Grommet	2	All																					
	64860	Handle & Control Assy	1	All																					
2	55624A	Grip - Handle	1	All																					
3	101326	Nut - Hex 10-24	1	All																					
4	104484	Screw - Set 8-32 x 1/4	1	All																					
5	55968A	Button - Choke (Primer)	1	All																					
6	55969A	Button - Oiler	1	All																					
7	51344A	Shaft - Button	1	All																					
8	104501	Retainer - Trigger pin	1	All																					
9	55674	Spring - Trigger	1	All																					
10	63663	Trigger	1	All																					
11	50507	Pin - Trigger	1	All																					
12	110055	Screw - Fil hd 8-32 x 3/8 (SEMS)	1	A,B																					
	103672	Screw - Fil hd 8-32 x 1/2 (SEMS)	1	C,D,E,F																					
13	51492A	Wire Assy - Stop switch	1	A,B																					
	63662	Wire Assy - Stop switch	1	C,D,E,F																					
14	51279	Contact - Switch	1	All																					
15	51555	Insulator - Switch	1	All																					
16	51554A	Detent - Switch	2	All																					
17	57718	Button - Switch	1	All																					
18	55986	Handle	1	All																					
19	53590	Pushrod - Throttle	1	A																					
	61907	Pushrod - Throttle	1	B,C,D																					
	55970A	Pushrod - Throttle	1	E,F																					
20	53583A	Pushrod - Primer	1	A,B,C,D																					
	55675B	Pushrod - Choke	1	E																					
	84319	Pushrod - Choke	1	F																					
21	57719	Pushrod - Oiler	1	All																					



ACCESSORIES

Item No.	Part Number	Description	Usable on Code
800 Series Saws - Usable On Code			
	<b>Model</b>	840      890      895      895      895      895	
	<b>Letter</b>	<b>A</b> <b>B</b> <b>C</b> <b>D</b> <b>E</b> <b>F</b>	
	<b>Serial Numbers</b>	Without Prefix    Without Prefix    Without Prefix    Prefixed 10-    Prefixed 11-    Prefixed 12-	
58882A		Piston Assy (Thick Ring) 0.010 in. oversize .....	A
58885		. Ring Set (Thick) 0.010 in. oversize .....	A
58886A		Piston Assy (Thick Ring) 0.020 in. oversize .....	A
58889		. Ring Set (Thick) 0.020 in. oversize .....	A
58890A		Piston Assy (Thick Ring) 0.030 in. oversize .....	A
58893		. Ring Set (Thick) 0.030 in. oversize .....	A
53726		Piston Assy (Thin Ring) Standard .....	A
48978		. Ring Set (Thin) Standard .....	A
53727		Piston Assy (Thin Ring) 0.010 in. oversize .....	A
48934		. Ring Set (Thin) 0.010 in. oversize .....	A
53728		Piston Assy (Thin Ring) 0.020 in. oversize .....	A
59587		. Ring Set (Thin) 0.020 in. oversize .....	A
53729		Piston Assy (Thin Ring) 0.030 in. oversize .....	A
59586		. Ring Set (Thin) 0.030 in. oversize .....	A
62878		Piston Assy (Thin Ring) 0.010 in. oversize .....	B,C,D,E,F
58394		. Ring Set (Thin) 0.010 in. oversize .....	B,C,D,E,F
62879		Piston Assy (Thin Ring) 0.020 in. oversize .....	B,C,D,E,F
58354		. Ring Set (Thin) 0.020 in. oversize .....	B,C,D,E,F
62880		Piston Assy (Thin Ring) 0.030 in. oversize .....	B,C,D,E,F
58395		. Ring Set (Thin) 0.030 in. oversize .....	B,C,D,E,F
62884		Piston Assy (Thick Ring) 0.030 in. oversize .....	B,C,D,E,F
62423		. Ring Set (Thick) 0.030 in. oversize .....	B,C,D,E,F
60464		Transmission Assy Complete (3:1) .....	All
60463		Transmission Assy Complete (3.6:1) .....	All
60462		Gear Set - Idler & Sprocket (2:1) .....	All
62115		Gear Set (3:1) .....	All
62114		Gear Set (3.6:1) .....	All
60349B		Kit - Clutch & Drum Assy (2:1, 3:1) .....	All
60348B		Kit - Clutch & Drum Assy (3.6:1) .....	All
60914D		Pump & Gasket Assy - Oiler (3:1) .....	All
60915D		Pump & Gasket Assy - Oiler (3.6:1) .....	All
60958A		Plunger - Oil pump (2:1 high volume, 3:1 low volume) .....	All
61811		Plunger - Oil pump (3:1 high volume, 3.6:1 low volume) .....	All
60961A		Plunger - Oil pump (3.6:1 high volume) .....	All
63432		Spark Plug - ACCS 42T .....	C,D,E,F
65778		Spark Plug - ACCS 41T .....	C,D,E,F
64797		Wrench - Spark plug .....	C,D,E,F
36248		Wrench - Spark plug .....	A,B
61040		Wrench - Screwdriver .....	All
65712		Guide - Timing .....	All
59549		Wrench - Spark arrester .....	A,B,C,D
68084		Spark Arrester - Half quiet .....	All
68086		Spark Arrester - Full quiet .....	All
84381		Owner's Manual .....	All

**M McCULLOCH**



● MANUFACTURING ●

SALES ●

SERVICE ●

**McCULLOCH CORPORATION**

6101 WEST CENTURY BLVD., LOS ANGELES, CALIFORNIA 90045  
INTERNATIONAL DIVISIONS:

LOS ANGELES, CALIF., P. O. BOX 45466  
HONG KONG, B. C. C.: G. P. O. BOX 879

**McCULLOCH OF CANADA LTD.**

6338 VISCOUNT ROAD, MALTON, ONTARIO, CANADA

**McCULLOCH OF EUROPE, N. V.**

ANTOON SPINOYSTRAAT, 5, B-2800 MECHELEN, BELGIUM

**McCULLOCH OF AUSTRALIA PTY., LTD.**

P.O. BOX 223, SEVEN HILLS, N.S.W. 2147, AUSTRALIA

Leons Chair...  
Do Not Sell...  
Reproduce