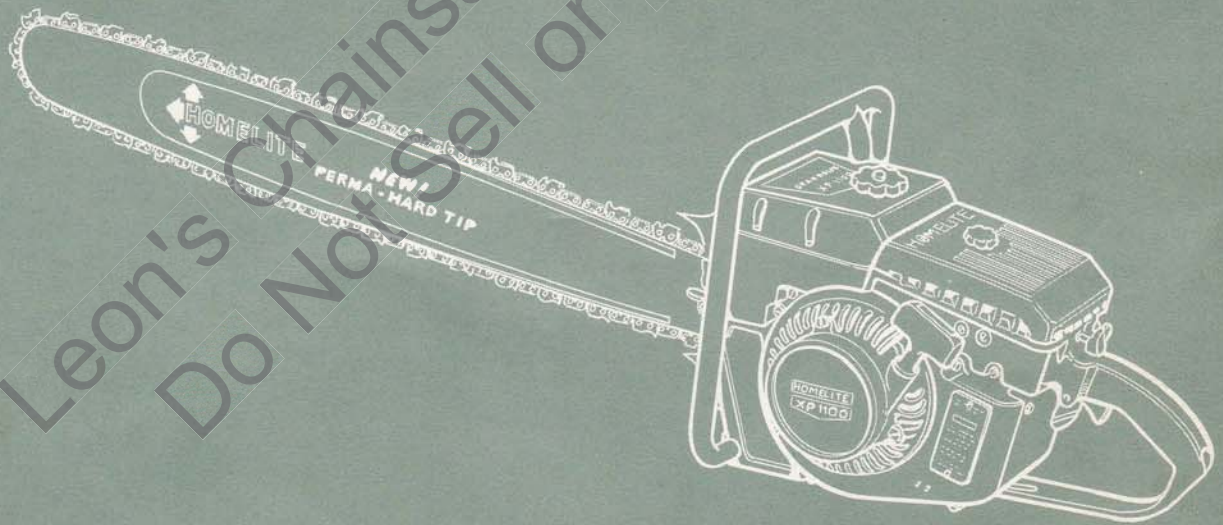


HOMELITE

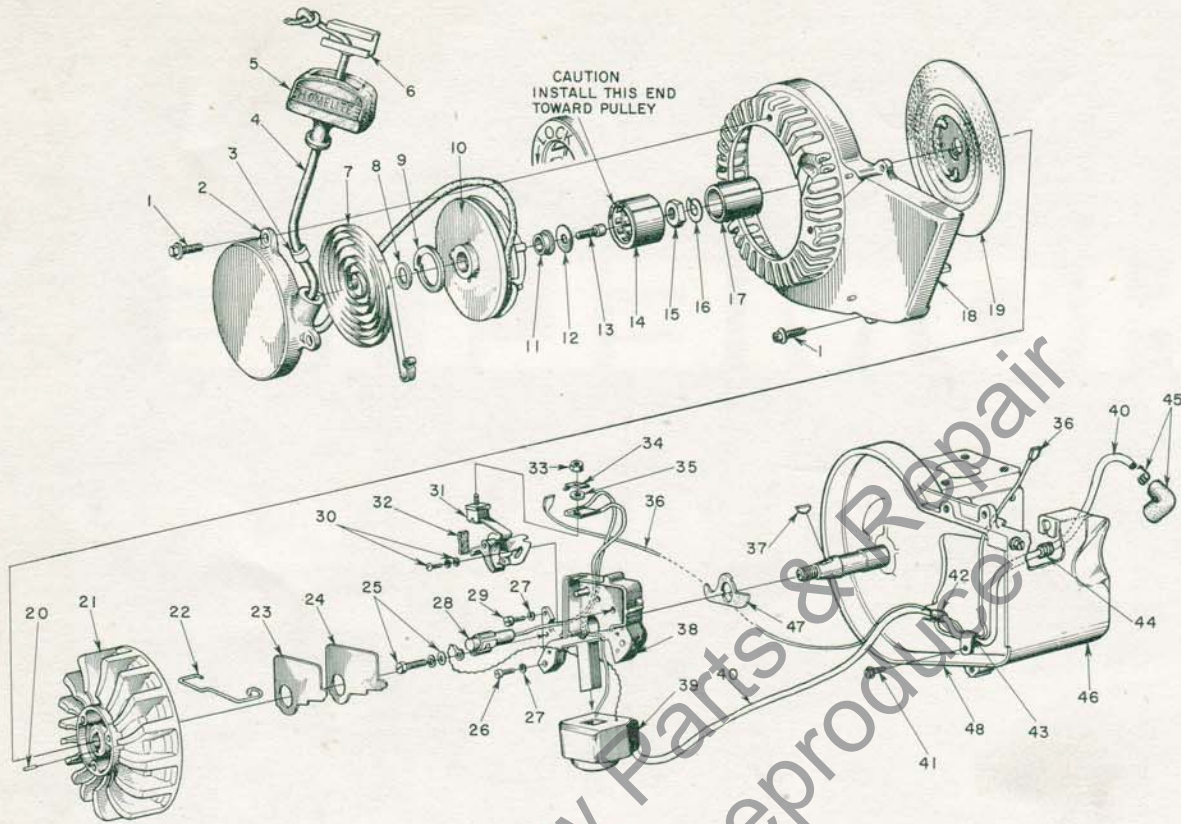
CHAIN SAW



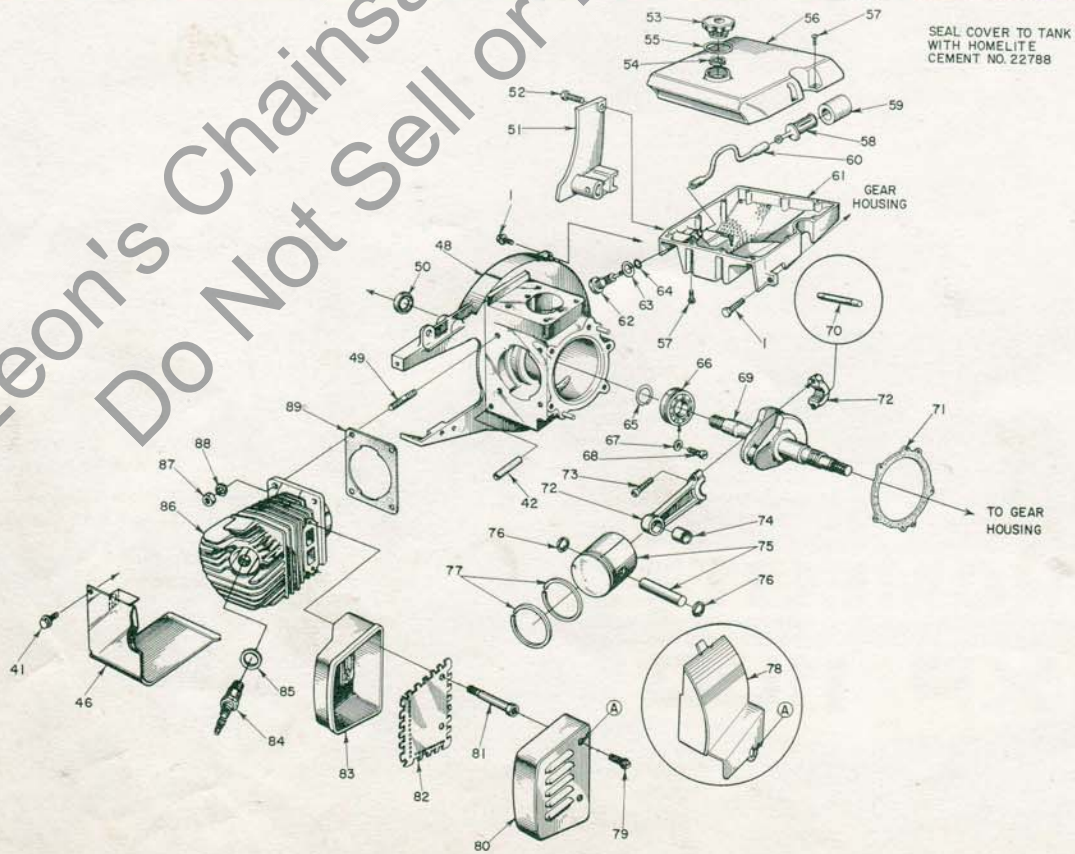
HOMELITE
XP 1100

PARTS LIST

HOMELITE
XP 1100 CHAIN SAW



Leon's Chainsaw Parts & Repair
Do Not Sell or Reproduce



No.	Description	Part No.	Qty.	No.	Description	Part No.	Qty.
1	SCREW - hex hd., 12-24 x 3/4	80867	10	46	CYLINDER SHIELD	A-59919-1	1
2	COVER - starter	A-59494-1	1	47	SEAL - breaker box	56292-A	1
3	Includes: BUSHING - rope	59313	1	48	CRANKCASE - w/pins	A-63072-A1	1
4	ROPE - starter	55898	1	49	Includes: STUD	55871	4
5	GRIP - rope	55937	1	50	SEAL	58308	1
6	INSERT - rope retaining	58517	1	51	BRACKET - handle bar	59635	1
7	SPRING - rewind	58428-B	1	52	SCREW - hex, 12-24 x 7/8	80891	1
8	WASHER - thrust	58412	1	53	CAP - tank	A-59956	1
9	LOCK - spring rewind	58009	1	54	Includes: VALVE - relief	56865	1
10	PULLEY - starter	A-59495	1	55	GASKET	58957	1
11	Includes: BUSHING	58007	1	56	COVER - tank	59687	1
12	WASHER - thrust	58413	1	57	SCREW - rd., #6 x 1/2	80513	11
13	SCREW - socket hd., 10-32 x 3/8	80878	1	58	FILTER ASSEMBLY	A-59251	1
14	BEARING - overrunning	58480-A	1	59	Includes: FILTER	59253	1
15	NUT - hex, 7/16-20	81191	1	60	LINE - flexible	55805	1
16	WASHER - lock, 7/16	83019	1	61	TANK - fuel w/screen	A-63399	1
17	RACE - inner	58268	1	62	FITTING - fuel	63132	1
18	HOUSING - fan	59094-1	1	63	GASKET	63175-1	1
19	SCREEN - rotary	58011	1	64	"O" RING	90254	1
20	PIN - dowel	58429	1	65	RING - retaining	58319-A	1
21	ROTOR	57568-B	1	66	BEARING - ball	58190-S	1
22	CLAMP - dust cover	55980	1	67	WASHER - lock	83061	2
23	COVER - dust	55979	1	68	SCREW - bearing retainer	19238-3	2
24	GASKET - dust cover	55978-2	1	69	CRANKSHAFT	A-63102	1
25	SCREW GROUP - condenser	57750	1	70	ROLLERS - set of 31	AA-72206	1
26	SCREW - fil. hd., 10-24 x 7/8	80660	2	71	GASKET	63356	1
27	WASHER - lock, #10	83046	3	72	CONNECTING ROD	A-59945	1
28	CONDENSER - w/terminal	55987	1	73	Includes: SCREW	80345	2
29	SCREW - fil. hd., 10-24 x 1/2	80595	1	74	BEARING - needle	59606	1
30	SCREW GROUP - point	57749	1	75	PISTON & PIN	A-63071	1
31	POINT SET	A-58165	1	76	Includes: RING - retaining	56290	2
32	Includes: WICK	55984	1	77	RING - piston	56291	2
33	NUT - terminal	55982	1	78	EXCHANGER - heat	63103	1
34	TAB - ground	57733	1		Optional		
35	WASHER - terminal	55983	1	79	SCREW - hex hd., 12-24 x 3/8	80837	2
36	LEAD - ground w/terminals	A-58321	1	80	CAP - muffler	A-59963	1
37	KEY - rotor	75078	1	81	STUD - muffler	59982-A	1
38	BOX - breaker w/core	57744	1	82	BAFFLE - muffler	59978-A	1
39	COIL - w/ground terminal	55986-A	1	83	BODY - muffler	A-59927-A	1
40	LEAD - high tension	58382	1	84	SPARK PLUG	71530-S	1
41	SCREW - hex hd., 10-24 x 3/8	80869	3	85	Includes: GASKET	25038	1
42	SLEEVE	55290	1	86	CYLINDER - 2 3/16 bore	58175-B	1
43	CLAMP - lead	56014	1	87	NUT - hex, 1/4-28	81065-2	4
44	GROMMET	60929	1	88	WASHER - lock, 1/4	83009	4
45	TERMINAL - spark plug	A-55373-A	1	89	GASKET - cylinder	58292	1

TOOLS

Part No.	Description	Part No.	Description
22808	COMBINATION WRENCH	A-23696	REMOVER - spider
23874	PLUG - needle bearing (conn. rod)	23678	TOOL - starter bearing
23528	WRENCH - socket screw (conn. rod)	A-23679	REMOVER - bearing (starter)
22828	PLIERS - snap ring (piston)	23391-3	PLUG - needle bearing
AA-22560	REMOVER - rotor		
23136	BODY - assembly	PAINT	
22820-2	ADAPTER - main bearing	22771	SPRAY CAN - red
A-23672	JACKSCREW	23343	SPRAY CAN - green
23670	PLATE - shaft aligning		
23233-1	PLUG - seal assembly	REPLACEMENT DECAL #23742 composed of	
23671	PLUG - seal assembly	"DIRECT DRIVE", "GEAR DRIVE", "STARTING	
23693	SLEEVE - shaft assembly	INSTRUCTIONS", and two "HOMELITE" (letters	
23913	PLUG - ball bearing & seal	1/2" and 1/4" high).	
22750	TOOL - sprocket locking		

HOMELITE XP 1100

CHAIN SAW

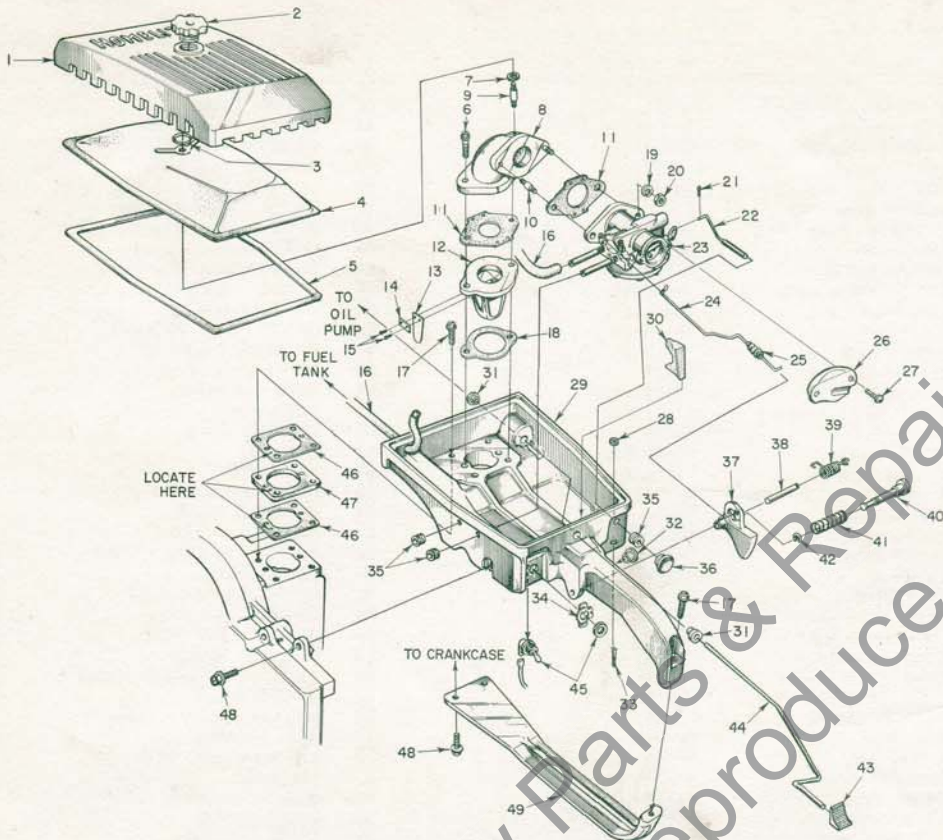


FIGURE 3

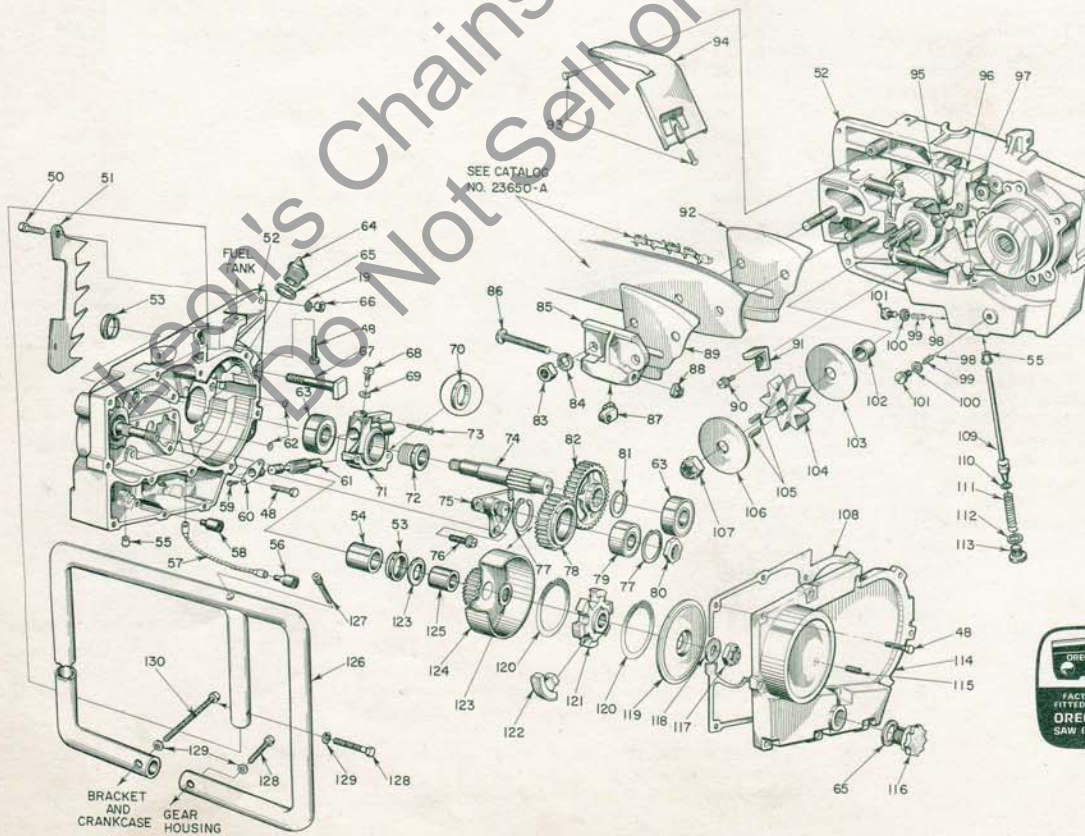


FIGURE 4



ALWAYS FURNISH MODEL AND SERIAL NUMBER WHEN ORDERING PARTS.

No.	Description	Part No.	Qty.	No.	Description	Part No.	Qty.
1	COVER - air filter	59230-1	1	66	NUT - 1/4-20	81053	2
2	NUT - cover	A-59229	1	67	BOLT - guide bar	58334	2
3	RING - retaining	58319-A	1	68	SCREW - cam	59737	1
4	ELEMENT - air filter	58188	1	69	GASKET	59736	1
5	GASKET - filter	58350	1	70	SPACER - See Note 2	63431	1
6	SCREW - hex, 1/4-20 x 1-1/2	80882	2	71	HOUSING - oil pump	A-63086	1
7	GASKET - stud	58392	1	72	WORM - gear, See Note 2	63084	1
8	MANIFOLD - intake	58183-B	1	73	SCREW - hex, 8-32 x 7/8	80568	3
9	STUD - cover	58361	1	74	SHAFT - sprocket	59277	1
10	STUD - carburetor	27464	2	75	POST - idler gear - Note 3	59259-1	1
11	GASKET - carburetor	55553-3	2	76	SCREW - hex, 12-24 x 9/16	80899	3
12	SEAT - reed valve	59627	1	77	RING - retaining	28922	2
13	REED	59628	4	78	GEAR - idler	59250	1
14	CLAMP - reed	59629	4	79	BEARING - ball	72328-S	1
15	SCREW - pan, 4-40 x 3/16	80658	8	80	NUT - idler gear	57768-A	1
16	LINE - fuel	55680	1	81	RING - retaining	63108	1
17	SCREW - hex, 12-24 x 1	80864	5	82	SEE NOTE 3: GEAR - driven, 2:1 ratio, 42 teeth Optional 3:1 ratio, 64 teeth	59298-1 59276-1	1 1
18	GASKET	55946	1	83	NUT - 3/8-16	81089-2	2
19	WASHER - lock, 1/4	83009	4	84	WASHER - lock, 3/8	83018	2
20	NUT - hex, 1/4-20	81013-1	2	85	PLATE - adjusting Includes: PLATE	A-55591 55551-B	1 1
21	PIN - cotter, 1/32 x 1/2	86324	1	86	SCREW	80617	1
22	ROD - choke	A-58354	1	87	PIN	55552	1
23	CARBURETOR - See Note 1	A-59928-A	1	88	NUT	81123	1
24	ROD - throttle	59338	1	89	PLATE - guide bar (outer)	56957-A	1
25	BOOT - rod	58348	1	90	SCREW - hex, 10-24 x 3/8	80869	1
26	DEFLECTOR - carburetor	58837	1	91	BRACKET - rod	63110	1
27	SCREW - pan, 10-32 x 1/2	80625	2	92	PLATE - guide bar (inner)	56956	1
28	FELT - cotter pin	63290	1	93	SCREW - hex, 12-24 x 3/8	80837	2
29	HANDLE - throttle	A-59496-1	1	94	GUARD - chain	A-63133	1
30	Includes: STOP - rod	58930	1	95	SCREW	59591	1
31	BUSHING - rod	58929	2	96	BELL CRANK	59592	1
32	BUSHING - lock pin	59064	1	97	WASHER - thrust	63109	1
33	PIN - cotter, 1/16 x 1/2	86301	1	98	BALL - check	25527	2
34	PLATE - "ON - OFF"	72085-A	1	99	SPRING	59022	2
35	GROMMET	58362	3	100	GASKET	58338	2
36	BUTTON - rod	57289-1	1	101	CAP - check valve	58339	2
37	TRIGGER - throttle	58181-A	1	102	SPACER - sprocket	59697	1
38	SHAFT - trigger	58353	1	103	WASHER - sprocket (inner)	56074	1
39	SPRING - throttle	58352-A	1	104	SPROCKET - 8 tooth, 1/2" pitch (optional) - 7 tooth, 9/16" pitch	55593-2 74481-1	1 1
40	PIN - throttle lock	58404	1	105	KEY - sprocket	56076-1A	2
41	SPRING - lock	58405	1	106	WASHER - sprocket (outer)	56077	1
42	RING - retaining	58409	1	107	NUT - 1/2-20	81101	1
43	BUTTON - oil rod	58357	1	108	GASKET	63124	1
44	ROD - oil pump	58356-A	1	109	PLUNGER	A-63112	1
45	SWITCH - toggle w/nut	A-57650-3	1	110	Includes: "O" RING	74388	1
46	GASKET - spacer	58343	2	111	SPRING	59293	1
47	SPACER	58391	1	112	WASHER	58138	1
48	SCREW - hex, 12-24 x 3/4	80867	18	113	CAP	63115	1
49	BRACE - throttle handle	58185-1	1	114	COVER - gear housing	59631	1
50	SCREW - hex, 1/4-20 x 3/4 See Note 2 - hex, 1/4-20 x 7/8	80218-1 80181-3	2 2	115	PLUG - pipe	28097	1
51	BUMPER - spiked (std.) See Note 2 - Optional	63414 63414	1 1	116	CAP - filler w/#65	A-58390-A	1
52	HOUSING - gear	A-63398	1	117	NUT - 3/8-24	81192	1
53	Includes: SEAL	56256	2	118	WASHER	55036	1
54	BEARING - needle	76167	1	119	COVER - clutch	58023	1
55	BUSHING - rod PIN - cotter (not shown) ELBOW (not shown)	59064 86301 59532	1 1 1	120	SPRING - clutch	55123-C	2
56	FILTER - oil (AO)	A-58828	1	121	SPIDER - clutch	58547-1	1
57	LINE - oil	59674	1	122	SHOE - clutch	A-58028	6
58	FILTER - oil (manual)	A-63116	1	123	WASHER - thrust	56132	2
59	SCREW - pan, 4-40 x 1/4	80919	2	124	DRUM - clutch w/gear	A-63123	1
60	BEARING - flanged	59719	1	125	BEARING - sleeve	56603	1
61	PLUNGER & GEAR	63083	1	126	HANDLE BAR	A-63136	1
62	"O" RING	90872	2	127	Includes: SCREW	80308-2	1
63	BEARING - ball	63107-S	2	128	SCREW - hex, 5/16-18 x 1 1/2	80087	2
64	CAP - filler	A-56580	1	129	WASHER - lock, 5/16	83003	3
65	Includes: GASKET	56607	2	130	SCREW - hex, 5/16-18 x 3 1/4	80698	1

NOTE 1: Refer to Carburetor Parts List #23887-A; use Gasket Set #58534, Repair Parts Kit #58681.

NOTE 2: Spacer (1/8" thick) required with short (11/16") worm installed in some units; do not use when longer (13/16") service replacement worm (#63084) is installed.

NOTE 3: Check number of teeth on driven gear before ordering. Position of idler post shown for 2:1 gear ratio, mounted on other pad for 3:1 gear ratio.

**You'll
SPEED WORK
and make
MORE MONEY
with...**

HOMELITE

SELF-PRIMING PUMPS



DEPENDABLE GENERATORS



POWERFUL ONE-MAN CHAIN SAWS



ONE-MAN CONCRETE VIBRATORS



ELECTRIC BUILDER'S HAMMERS



Printed in United States of America

Part. No. 23896
(865)

HOMELITE

A **textron** DIVISION

PORT CHESTER, N. Y.

Illustrated in **INSPECTIVE** and
prepared by PURNELL COMPANY, INC.
Boston, Mass.