



HOMELITE

XP 1130




XP 1130

AUTOMATIC

**GEAR DRIVE
CHAIN SAW**

**GEARED FOR EXTRA LUGGING POWER
FOR PRODUCTION CUTTING**



Brute Power 6.11 cubic inch engine
Light Weight weighs only 24½ pounds
Automatic Chain Oiler Positive Chain Lubrication
Longer Engine Life Heavy duty cylinder with extra cooling fins


PROFESSIONAL SAW WITH AUTOMATIC OILER

GEAR DRIVE
XP 1130
AUTOMATIC

HOMELITE
SPECIFICATIONS

ENGINE

ENGINE TYPE	Homelite two cycle, loop scavenged single cylinder
CYLINDER	One piece Cast Aluminum with extra-heavy chrome plating; vertical fins on head for maximum heat dissipation.
BORE	2 $\frac{3}{16}$ "
STROKE	1 $\frac{5}{8}$ "
DISPLACEMENT	6.11 cubic inch
INTAKE VALVE	High performance pyramid with 4 reeds
COMPRESSION RATIO	7 to 1
IGNITION TIMING	30° BTDC Static
ENGINE SPEED	Under load — 5500-6000 RPM
CLUTCH ENGAGING SPEED AND TYPE	2800 RPM — 6 shoe double spring centrifugal
BREAKER POINT SETTING AND LOCATION	.015" — protected in sealed box under flywheel
SPARK PLUG TYPE AND GAP	Champion CJ6 — .025"
THROTTLE CONTROL	Trigger in handle with throttle lock
BEARINGS	Needle and Ball Bearings
CHAIN TYPE	1/2" Pitch #10C Omark
SPROCKET	8 Tooth, 1/2" Pitch Cut Steel
CHAIN SPEED UNDER LOAD	Feet per Minute at 6000 RPM 2 to 1 Ratio — 2000 FPM 3 to 1 Ratio — 1333 FPM



FEATURES

CARBURETOR	Tillotson All-Position Diaphragm with integral fuel pump, accelerator pump, and fuel strainer... external high and low speed adjustments.
STARTER	Homelite Recoil, Positive Engagement with Replaceable Starter Rope Bushing
MAGNETO	High tension — water and dust proof with protected coil
FUEL FILTERS	All-Position Flexible Pick-up with integral filter in fuel tank, wire mesh screen in carburetor
AIR FILTER	Protected Micro Mesh Polyester Fiber for long service life with integral gasket
MUFFLER	Spark arresting — quiet baffled type
CHAIN OILER TYPE AND CAPACITY	Positive Automatic with Manual Override, 10 oz. reservoir w/filters



GENERAL

WEIGHT LESS BAR AND CHAIN	24 $\frac{1}{2}$ lbs.
FUEL TANK CAPACITY	49 oz. with pressure sensitive replaceable automatic vent
FUEL TYPE AND MIXTURE	Regular gasoline mixed with Homelite oil or SAE 30 motor oil 16:1 (1/2 pint per gallon)
BAR SIZES	19, 23, 28, 33, 38, 44, 50, 60 inches Plunge-cut bow, Clearing and Utility Bars
HANDLE BAR TYPES	Wrap-around, completely covered with non-slip vinyl
SPIKED BUMPER PLATES	Standard or extra-long spikes

HOMELITE
 A **textron** DIVISION
 PORT CHESTER, N.Y. U.S.A.

Specifications Subject To Change Without Notice