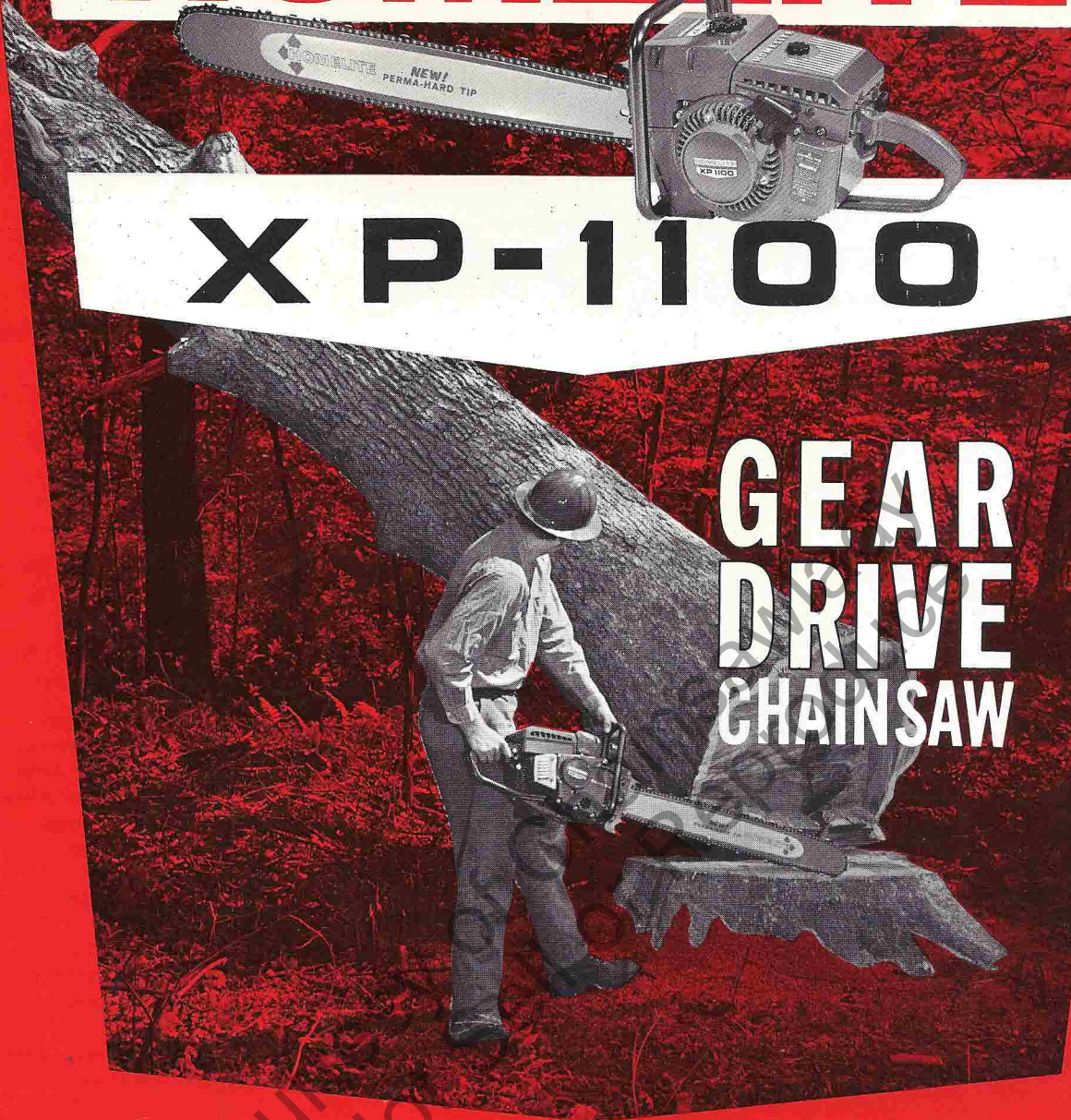


HOMELITE

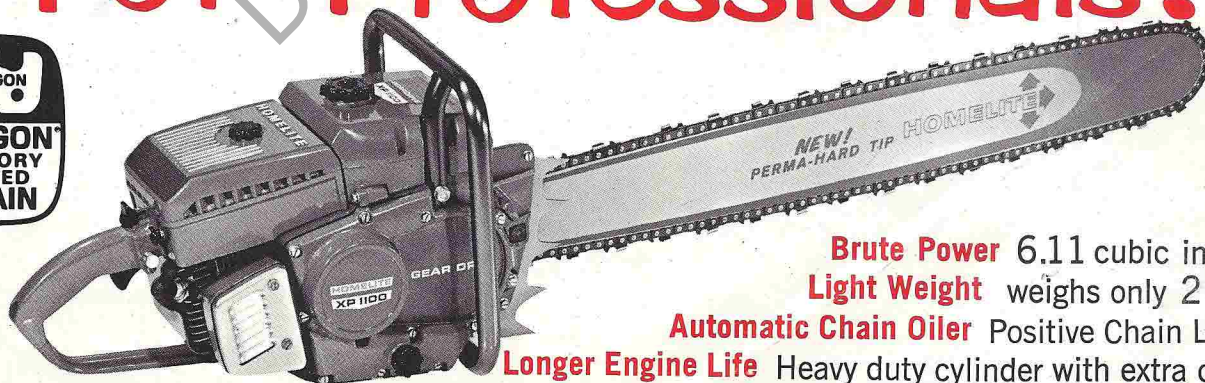


XP-1100



GEAR DRIVE CHAINSAW

For Professionals!



Brute Power 6.11 cubic inch engine

Light Weight weighs only 24 pounds

Automatic Chain Oiler Positive Chain Lubrication


Longer Engine Life Heavy duty cylinder with extra cooling fins

GEARED FOR EXTRA LUGGING POWER FOR PRODUCTION CUTTING

POWER MASTER

GEAR DRIVE

ENGINE



ENGINE TYPE

CYLINDER

BORE ● 2 3/16"

STROKE ● 1 5/8"

DISPLACEMENT ● 6.11 cubic inch

INTAKE VALVE ● High performance pyramid with 4 reeds

COMPRESSION RATIO ● 7 to 1

IGNITION TIMING ● 30° BTDC Static

ENGINE SPEED ● Under load — 5500-6000 RPM

CLUTCH ENGAGING ● 2800 RPM — 6 shoe double spring

SPEED AND TYPE ● centrifugal

BREAKER POINT SETTING ● .015" — protected in sealed box

AND LOCATION ● under flywheel

SPARK PLUG TYPE AND GAP ● Champion HO8A — .025"

THROTTLE CONTROL ● Trigger in handle with throttle lock

BEARINGS ● Needle and Ball Bearings

CHAIN TYPE ● 1/2" Pitch #10C Omark

SPROCKET ● 8 Tooth, 1/2" Pitch

CHAIN SPEED UNDER LOAD ● Feet per Minute at 6000 RPM

● Homelite two cycle, loop scavenged single cylinder

● One piece Cast Aluminum with extra-heavy chrome plating; vertical fins on head for maximum heat dissipation.

● 2 3/16"

● 1 5/8"

● 6.11 cubic inch

● High performance pyramid with 4 reeds

● 7 to 1

● 30° BTDC Static

● Under load — 5500-6000 RPM

● 2800 RPM — 6 shoe double spring

● centrifugal

● .015" — protected in sealed box

● under flywheel

● Champion HO8A — .025"

● Trigger in handle with throttle lock

● Needle and Ball Bearings

● 1/2" Pitch #10C Omark

● 8 Tooth, 1/2" Pitch

● Feet per Minute at 6000 RPM

● 2 to 1 Ratio — 2000 FPM

● 3 to 1 Ratio — 1333 FPM

FEATURES

CARBURETOR

● Tillotson All-Position Diaphragm with integral fuel pump and fuel strainer . . . external high, low speed adjustments.

STARTER

● Homelite Recoil, Positive Engagement with Replaceable Starter Rope Bushing

MAGNETO

● High tension — water and dust proof with protected coil

FUEL FILTER

● All-Position Felt Pick-up in fuel tank, wire mesh screen in carburetor

AIR FILTER

● Protected Micro Mesh Polyester Fiber for long service life

MUFFLER

● Quiet type — with baffled spark arrestor

CHAIN OILER TYPE AND CAPACITY

● Positive Automatic with Manual Override, 10 oz. reservoir w/filters

GENERAL

WEIGHT LESS BAR AND CHAIN

● 24 lbs.

FUEL TANK CAPACITY

● 49 oz. with pressure sensitive replaceable automatic vent

FUEL TYPE AND MIXTURE

● Regular gasoline mixed with Homelite oil or SAE 30 motor oil 16:1 (1/2 pint per gallon)

BAR SIZES


● 16, 19, 23, 28, 33, 38, 44, 50, 60 inches Plunge-cut bow, Clearing and Utility Bars

HANDLE BAR TYPES

● Wrap-around, completely covered with non-slip vinyl

SPIKED BUMPER PLATES

● Standard or extra-long spikes



HOMELITE

SPECIFICATIONS

XP 1100