



HOMELITE

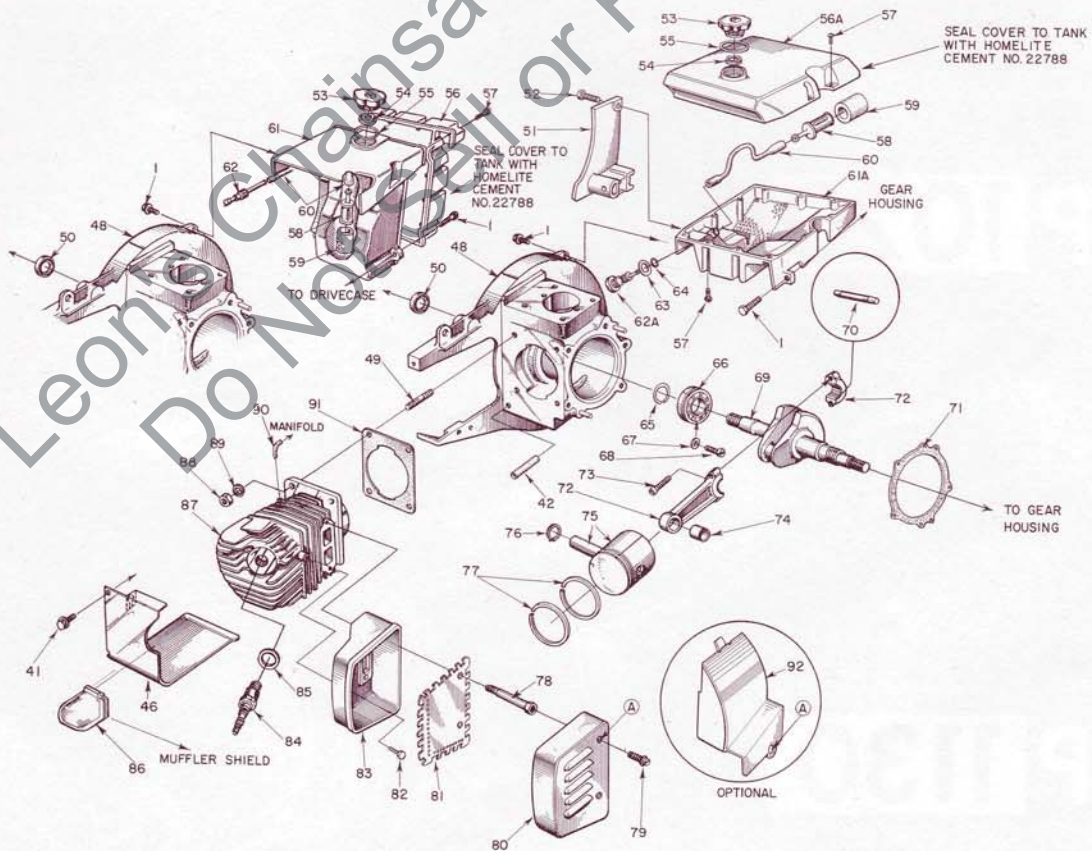
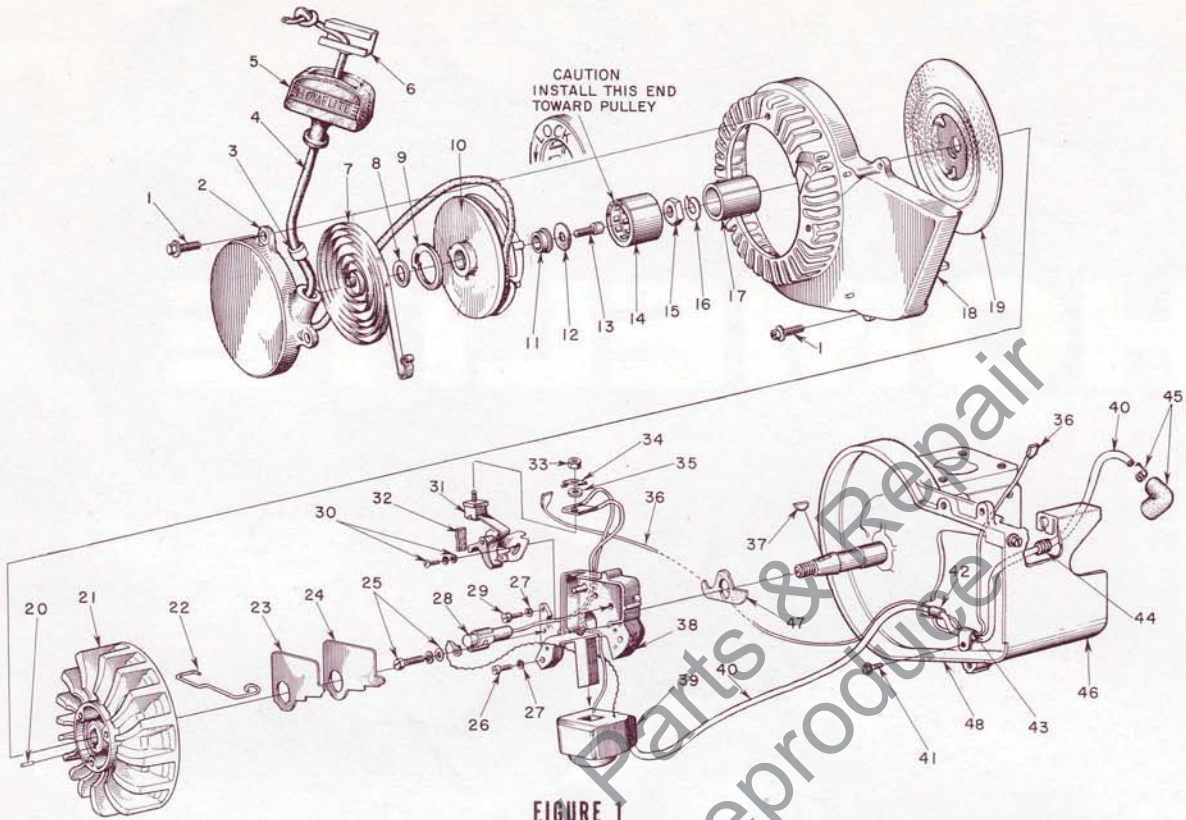
CHAIN SAWS

HOMELITE
XP 1020



HOMELITE
XP 1130
AUTOMATIC





| No. | Description | Part No. | Qty. |
|-----|---------------------------------|-----------|------|
| 1 | SCREW - hex hd., 12-24 x 3/4 | 80867 | 10 |
| 2 | COVER - starter | A-59494-1 | 1 |
| 3 | Includes: BUSHING - rope | 59313 | 1 |
| 4 | ROPE - starter | 55898 | 1 |
| 5 | GRIP - rope | 55937 | 1 |
| 6 | INSERT - rope retaining | 58517 | 1 |
| 7 | SPRING - rewind | 58428-B | 1 |
| 8 | WASHER - thrust | 58412 | 1 |
| 9 | LOCK - spring rewind | 58009 | 1 |
| 10 | PULLEY - starter | A-59495 | 1 |
| 11 | Includes: BUSHING | 58007 | 1 |
| 12 | WASHER - thrust | 58413 | 1 |
| 13 | SCREW - socket hd., 10-32 x 3/8 | 80878 | 1 |
| 14 | BEARING - overrunning | 58480-A | 1 |
| 15 | NUT - hex, 7/16-20 | 81191 | 1 |
| 16 | WASHER - lock, 7/16 | 83019 | 1 |
| 17 | RACE - inner | 58268 | 1 |
| 18 | HOUSING - fan | 59094-1 | 1 |
| 19 | SCREEN - rotary | 58011-A | 1 |
| 20 | PIN - dowel | 58429 | 1 |
| 21 | ROTOR | 57568-B | 1 |
| 22 | CLAMP - dust cover | 55980 | 1 |
| 23 | COVER - dust | 55979 | 1 |
| 24 | GASKET - dust cover | 55978-2 | 1 |
| 25 | SCREW GROUP - condenser | 57750 | 1 |
| 26 | SCREW - fil. hd., 10-24 x 7/8 | 80660 | 2 |
| 27 | WASHER - lock, #10 | 83046 | 3 |
| 28 | CONDENSER - w/terminal | 55987 | 1 |
| 29 | SCREW - fil. hd., 10-24 x 1/2 | 80595 | 1 |
| 30 | SCREW GROUP - point | 57749 | 1 |
| 31 | POINT SET | A-58165 | 1 |
| 32 | Includes: WICK | 55984 | 1 |
| 33 | NUT - terminal | 55982 | 1 |
| 34 | TAB - ground | 57733 | 1 |
| 35 | WASHER - terminal | 55983 | 1 |
| 36 | LEAD - ground w/terminals | A-58321 | 1 |
| 37 | KEY - rotor | 75078 | 1 |
| 38 | BOX - breaker w/core | 57744 | 1 |
| 39 | COIL - w/ground terminal | 55986-A | 1 |
| 40 | LEAD - high tension | 58382 | 1 |
| 41 | SCREW - hex hd., 10-24 x 3/8 | 80869-1 | 3 |
| 42 | SLEEVE | 55290 | 1 |
| 43 | CLAMP - lead | 56014 | 1 |
| 44 | GROMMET | 60929 | 1 |
| 45 | TERMINAL - spark plug | A-55373-A | 1 |
| 46 | CYLINDER SHIELD | A-63736-1 | 1 |
| 47 | SEAL - breaker box | 56292-A | 1 |

| No. | Description | Part No. | Qty. |
|-----|------------------------------|------------|-----------|
| 48 | CRANKCASE - w/pins | A-63072-A1 | 1 |
| 49 | Includes: STUD | 55871 | 4 |
| 50 | SEAL | 58308-A | 1 |
| 51 | BRACKET - handle bar | 59635 | 1 |
| 52 | SCREW - hex, 12-24 x 7/8 | 80891 | 1 |
| 53 | CAP - tank | A-59956 | 1 |
| 54 | Includes: VALVE - relief | 56865 | 1 |
| 55 | GASKET | 58957 | 1 |
| 56 | COVER - tank | 59920 | 1 |
| 56A | COVER - tank | 59687 | 1 |
| 57 | SCREW - rd., #6 x 1/2 | 80513 | as req'd. |
| 58 | FILTER ASSEMBLY | A-59251 | 1 |
| 59 | Includes: FILTER | 59253 | 1 |
| 60 | LINE - flexible | 55805 | 1 |
| 61 | TANK - fuel | 58172-A1 | 1 |
| 61A | TANK - fuel w/screen | A-63399 | 1 |
| 62 | FITTING - fuel outlet | 58364 | 1 |
| 62A | FITTING - fuel | 63132 | 1 |
| 63 | GASKET | 63175-1 | 1 |
| 64 | "O" RING | 90254 | 1 |
| 65 | RING - retaining | 58319-A | 1 |
| 66 | BEARING - ball | 58190-S | 1 |
| 67 | WASHER - lock | 83061 | 2 |
| 68 | SCREW - bearing retainer | 19238-3 | 2 |
| 69 | CRANKSHAFT | A-59942 | 1 |
| | CRANKSHAFT | A-63102 | 1 |
| 70 | ROLLERS - set of 4 | AA-72206 | 1 |
| 71 | GASKET | 63356 | 1 |
| 72 | CONNECTING ROD | A-59945 | 1 |
| 73 | Includes: SCREW | 80345 | 2 |
| 74 | BEARING - needle | 59606 | 1 |
| 75 | PISTON & PIN | A-63071-A | 1 |
| 76 | Includes: RING - retaining | 56290 | 1 |
| 77 | RING - piston | 56291 | 2 |
| 78 | STUD - muffler | 59982-A | 1 |
| 79 | SCREW - hex hd., 12-24 x 3/8 | 80837 | 2 |
| 80 | CAP - muffler | A-59963 | 1 |
| 81 | BAFFLE - muffler | 59978-A | 1 |
| 82 | SCREW - hex, 1/4-20 x 5/8 | 80581 | 1 |
| 83 | BODY - muffler | A-59927-B | 1 |
| 84 | SPARK PLUG | 63547-S | 1 |
| 85 | Includes: GASKET | 25038 | 1 |
| 86 | CAP - spark plug | 63735 | 1 |
| 87 | CYLINDER - 2 3/16 bore | A-63661 | 1 |
| 88 | NUT - hex, 1/4-28 | 81065-2 | 4 |
| 89 | WASHER - lock, 1/4 | 83009 | 4 |
| 90 | LINE - fuel (idle) | 63656 | 1 |
| 91 | GASKET - cylinder | 58292 | 1 |
| 92 | EXCHANGER - heat (optional) | 63103 | 1 |

*XP-1020 models only.
/XP-1130 models only.

ACCESSORY - available from your HOMELITE dealer.

- #A-63518 SPARK ARRESTOR
Requires
- #63548 SHIM - 1 under each muffler stud.

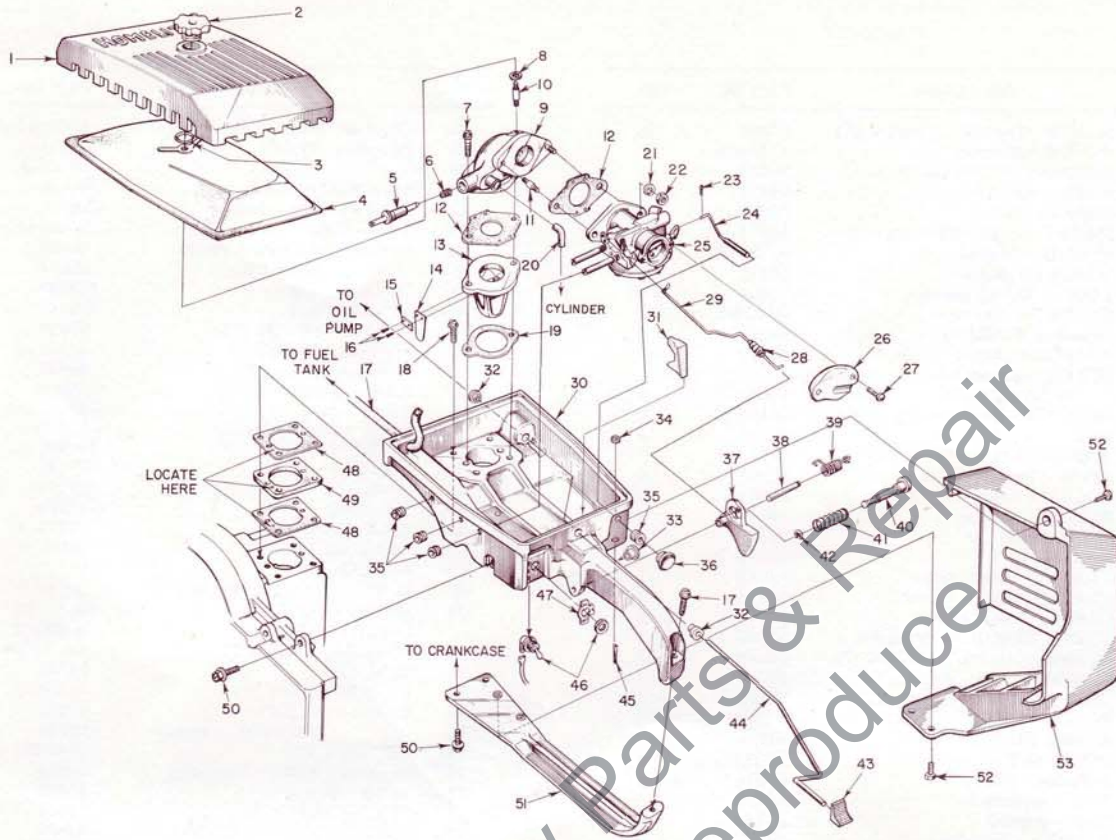


FIGURE 3

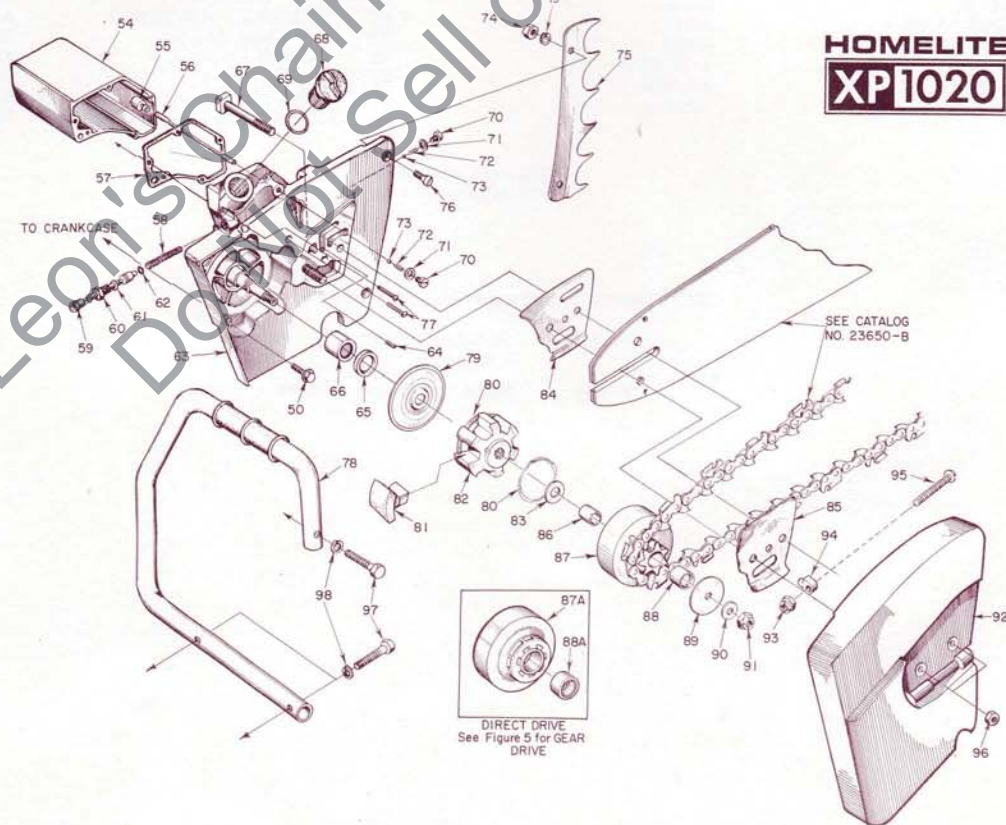


FIGURE 4



| No. | Description | Part No. | Qty. | No. | Description | Part No. | Qty. |
|-----|-----------------------------|------------|------|-----|----------------------------------|------------|------|
| 1 | COVER - air filter | 59230-1 | 1 | 61 | Includes: "O" RING - shaft | 59074 | 1 |
| 2 | NUT - cover | A-59229 | 1 | 62 | "O" RING - plunger | 74388 | 1 |
| 3 | RING - retaining | 58319-A | 1 | 63 | DRIVECASE | A-59493-A1 | 1 |
| 4 | ELEMENT - air filter | 63728 | 1 | 64 | Includes: PLUG ② | 59621 | 1 |
| 5 | SCREW - idle adjusting | 63657 | 1 | 65 | SEAL | 56256-A | 1 |
| 6 | SPRING - adjusting screw | 63664 | 1 | 66 | BEARING - needle | 63043 | 1 |
| 7 | SCREW - hex, 1/4-20 x 1 1/2 | 80882 | 2 | 67 | BOLT - guide bar | 58334 | 2 |
| 8 | GASKET - stud | 58392 | 1 | 68 | CAP - oil (vented) | A-63717 | 1 |
| 9 | MANIFOLD - intake | A-63828 | 1 | 69 | Includes: GASKET | 56607 | 1 |
| 10 | STUD - cover | 58361 | 1 | | (not shown) VALVE | 63718 | 1 |
| 11 | STUD - carburetor | 27464 | 2 | | (not shown) COLLAR | 63719 | 1 |
| 12 | GASKET - carburetor | 63655 | 2 | 70 | CAP - check valve | 58339 | 2 |
| 13 | SEAT - reed valve | 59627 | 1 | 71 | GASKET | 58338 | 2 |
| 14 | REED | 59628 | 4 | 72 | SPRING - check valve | 59022 | 2 |
| 15 | CLAMP - reed | 59629 | 4 | 73 | BALL - check | 25527 | 2 |
| 16 | SCREW - pan, 4-40 x 3/16 | 80658 | 8 | 74 | NUT - hex, 1/4-20 | 81053 | 2 |
| 17 | LINE - fuel | 55680 | 1 | 75 | BUMPER - spiked | 58396 | 1 |
| 18 | SCREW - hex, 12-24 x 1 | 80864 | 5 | | Optional Bumper ③ | 59975 | 1 |
| 19 | GASKET | 55946 | 1 | 76 | SCREW - flat, 1/4-20 x 3/4 | 80053 | 2 |
| 20 | LINE - fuel (idle) | 63656 | 1 | 77 | SCREW - rd., #6 x 3/4 | 80790 | 5 |
| 21 | WASHER - lock, 1/4 | 83009 | 4 | 78 | HANDLE BAR - flush cut | A-58379-2 | 1 |
| 22 | NUT - hex, 1/4-20 | 81013-1 | 2 | | Optional: Wrap around (std.) | A-58398 | 1 |
| 23 | PIN - cotter, 1/32 x 1/2 | 86324 | 1 | | Optional: Wrap around | | |
| 24 | ROD - choke | A-58354 | 1 | | (special) ③ | A-59922 | 1 |
| 25 | CARBURETOR ① | A-63585 | 1 | 79 | COVER - clutch | 56101-A | 1 |
| 26 | DEFLECTOR - carburetor | 58837 | 1 | 80 | SPRING - clutch | 55123-C | 2 |
| 27 | SCREW - pan, 10-32 x 1/2 | 80625 | 2 | 81 | SHOE - clutch | 55076-1A | 6 |
| 28 | BOOT - rod | 58348 | 1 | 82 | SPIDER - clutch | 58546-1 | 1 |
| 29 | ROD - throttle | 59338 | 1 | 83 | WASHER - thrust | 55660-1 | 1 |
| 30 | HANDLE - throttle | A-63665 | 1 | 84 | PLATE - guide bar (inner) | 56871-A | 1 |
| 31 | Includes: STOP - rod | 58930 | 1 | 85 | PLATE - guide bar (outer) | 56872-B | 1 |
| 32 | BUSHING - rod | 58929 | 2 | 86 | RACE - inner | 55661 | 1 |
| 33 | BUSHING - lock pin | 59064 | 1 | 87 | SPROCKET & DRUM ④ | | |
| 34 | FELT | 63290 | 1 | | Open Type - 7 tooth, .404 pitch | A-57344 | 1 |
| 35 | GROMMET | 58362 | 4 | | 6 tooth, 1/2" pitch | A-56019 | 1 |
| 36 | BUTTON - rod | 57289-1 | 1 | | 7 tooth, 7/16" pitch | A-56377 | 1 |
| 37 | TRIGGER - throttle | 58181-A | 1 | | 8 tooth, 3/8" pitch | A-58923 | 1 |
| 38 | SHAFT - trigger | 58353 | 1 | 88 | Includes: BEARING - needle | 55664 | 1 |
| 39 | SPRING - throttle | 58352-A | 1 | 87A | SPROCKET & DRUM ④ | | |
| 40 | PIN - throttle lock | 58404 | 1 | | Rim Type - 7 tooth, 7/16" pitch | A-57363-A | 1 |
| 41 | SPRING - lock | 58405 | 1 | 88A | Includes: BEARING - needle | 77403 | 1 |
| 42 | RING - retaining | 58409 | 1 | | New "Splined" Type - not shown ④ | | |
| 43 | BUTTON - oil rod | 58357 | 1 | | DRUM & HUB - sprocket | | |
| 44 | ROD - oil pump (XP-1020) | 58850-B | 1 | | (see below) | A-63289 | 1 |
| | (XP-1130) | 68127-A | 1 | | Includes: BEARING - needle | 55664 | 1 |
| 45 | PIN - cotter, 1/16 x 1/2 | 86301 | 2 | | SPROCKET - splined | | |
| 46 | SWITCH - toggle w/nut | A-57650-3 | 1 | | Rim Type - 7 tooth, .404 pitch | 63285 | 1 |
| 47 | PLATE - "ON-OFF" | 72085-A | 1 | | 7 tooth, 1/2" pitch | 63287 | 1 |
| 48 | GASKET - spacer | 58343 | 2 | | 7 tooth, 7/16" pitch | 63286 | 1 |
| 49 | SPACER | 58391 | 1 | 89 | WASHER - thrust | 55163-1 | 1 |
| 50 | SCREW - hex, 12-24 x 3/4 | 80867 | 8 | 90 | WASHER - flat, 3/8 | 84010-1 | 1 |
| 51 | BRACE - throttle handle | 58185-A1 | 1 | 91 | NUT - hex, 3/8-24 | 81192 | 1 |
| 52 | SCREW - hex, 12-24 x 5/8 | 80676 | 3 | 92 | COVER - drivecase | A-58683-1 | 1 |
| 53 | SHIELD - muffler | 63733-2 | 1 | 93 | Includes: NUT - 5/16-18 | 81123 | 1 |
| 54 | RESERVOIR - oil | A-58341 | 1 | 94 | PIN - adjusting | 55613 | 1 |
| 55 | FILTER - oil | A-58828 | 1 | 95 | SCREW - pin | 80617 | 1 |
| 56 | LINE - oil filter | 58340-B | 1 | 96 | NUT - hex, 3/8-16 | 81089-2 | 2 |
| 57 | GASKET - reservoir | 58342 | 1 | 97 | SCREW - hex, 5/16-18 x 1 1/2 | 80087 | 3 |
| 58 | SPRING - plunger | 59293 | 1 | 98 | WASHER - lock, 5/16 | 83003 | 3 |
| 59 | CONNECTOR - pump | 58337-A | 1 | | Not Shown: | | |
| 60 | PLUNGER - oil pump | A-57834-10 | 1 | | PLATE - guard (std.) ③ | 63389 | 1 |
| | | | | | PLATE - guard (A.O.) ③ | 63449 | 1 |

① Refer to Carburetor Parts List #23947; use Gasket Set #63880, Repair Parts Kit #63789.

② #59621 Plug, in drivecase channel, must be removed before Automatic Oiler Kit (accessory) can be installed.

③ #A-59922 Handle Bar requires #59975 Bumper, and either #63389 Plate (standard models), or #63449 Plate (automatic oiler models).

④ Check type and number of teeth before ordering sprocket. "Splined" Drum and Hub requires one of "Splined" sprockets listed.

ACCESSORY

- #A-59671 AUTOMATIC OILER KIT - 7 tooth, .404 pitch. See ②.
- #A-59682 AUTOMATIC OILER KIT - 7 tooth, 7/16" pitch. See ②.
- #A-63241 AUTOMATIC OILER KIT - 6 tooth, 1/2" pitch. See ②.

(Instructions and parts list included with each kit.)

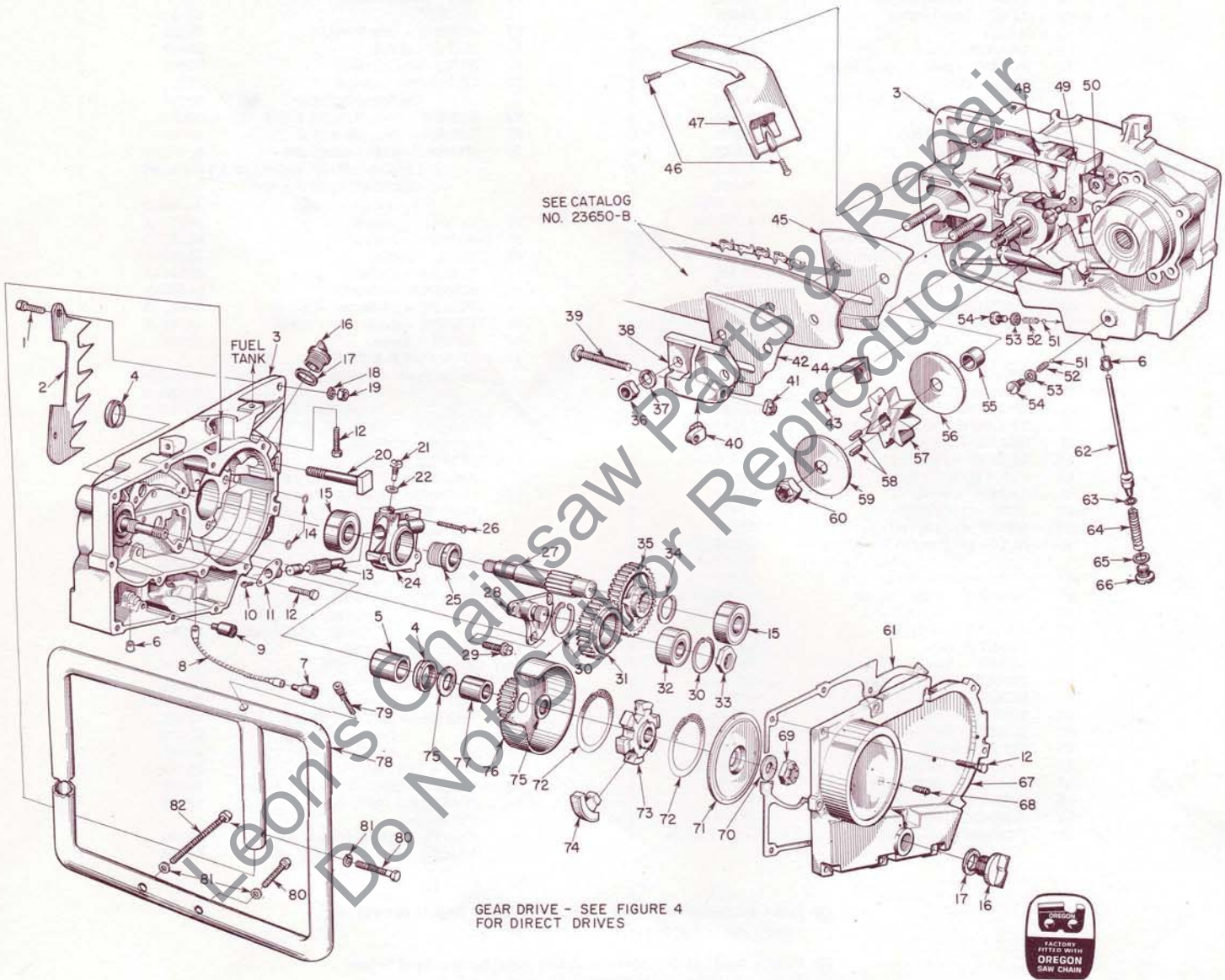


FIGURE 5

| No. | Description | Part No. | Qty. | No. | Description | Part No. | Qty. |
|-----|------------------------------|-----------|------|-----|-----------------------------------|-----------|------|
| 1 | SCREW - hex, 1/4-20 x 3/4 | 80218-1 | 2 | 40 | PIN | 55552 | 1 |
| | hex, 1/4-20 x 7/8 | 80181-3 | 2 | 41 | NUT | 81123 | 1 |
| 2 | BUMPER - spiked (std.) | 63139 | 1 | 42 | PLATE - guide bar (outer) | 56957-A | 1 |
| | Optional | 63414 | 1 | 43 | SCREW - hex, 10-24 x 3/8 | 80869-1 | 1 |
| 3 | HOUSING - gear | A-63398-B | 1 | 44 | BRACKET - rod | 63110 | 1 |
| 4 | Includes: SEAL | 56256-A | 2 | 45 | PLATE - guide bar (inner) | 56956 | 1 |
| 5 | BEARING - needle | 76167 | 1 | 46 | SCREW - hex, 12-24 x 3/8 | 80837 | 2 |
| 6 | BUSHING - rod | 59064 | 1 | 47 | GUARD - chain | A-63133-A | 1 |
| | ELBOW (not shown) | 59532 | 1 | 48 | SCREW | 59591 | 1 |
| 7 | FILTER - oil (AO) | A-58828 | 1 | 49 | BELL CRANK | 59592 | 1 |
| 8 | LINE - oil | 59674 | 1 | 50 | WASHER - thrust | 63109 | 1 |
| 9 | FILTER - oil (manual) | A-63116 | 1 | 51 | BALL - check | 25527 | 2 |
| 10 | SCREW - pan, 4-40 x 1/4 | 80919 | 2 | 52 | SPRING | 59022 | 2 |
| 11 | BEARING - flanged | 59719 | 1 | 53 | GASKET | 58338 | 2 |
| 12 | SCREW - hex, 12-24 x 3/4 | 80867 | 18 | 54 | CAP - check valve | 58339 | 2 |
| 13 | PLUNGER & GEAR | 63083 | 1 | 55 | SPACER - sprocket | 59697 | 1 |
| 14 | "O" RING | 90872 | 2 | 56 | WASHER - sprocket (inner) | 56074 | 1 |
| 15 | BEARING - ball | 63107-S | 2 | 57 | SPROCKET - 8 tooth, 1/2" pitch | 55593-3 | 1 |
| 16 | CAP - filler (vented) | A-63717 | 2 | | (optional) - 7 tooth, 9/16" pitch | 74481-1 | 1 |
| 17 | Includes: GASKET | 56607 | 2 | 58 | KEY - sprocket | 56076-1A | 2 |
| | (not shown) VALVE | 63718 | 2 | 59 | WASHER - sprocket (outer) | 56077 | 1 |
| | (not shown) COLLAR | 63719 | 2 | 60 | NUT - 1/2-20 | 81101 | 1 |
| 18 | WASHER - lock, 1/4 | 83009 | 2 | 61 | GASKET | 63124 | 1 |
| 19 | NUT - 1/4-20 | 81053 | 2 | 62 | PLUNGER | A-63112 | 1 |
| 20 | BOLT - guide bar | 58334 | 2 | 63 | Includes: "O" RING | 74388 | 1 |
| 21 | SCREW - cam | 59737 | 1 | 64 | SPRING | 59293 | 1 |
| 22 | GASKET | 59736 | 1 | 65 | WASHER | 58138 | 1 |
| 24 | HOUSING - oil pump | A-63086 | 1 | 66 | CAP | 63115 | 1 |
| 25 | WORM - gear | 63084 | 1 | 67 | COVER - gear housing | 59631 | 1 |
| 26 | SCREW - hex, 8-32 x 7/8 | 80568 | 3 | 68 | PLUG - pipe | 28097 | 1 |
| 27 | SHAFT - sprocket | 59277-A | 1 | 69 | NUT - 3/8-24 | 81192 | 1 |
| 28 | POST - idler gear | 59259-1A | 1 | 70 | WASHER | 55036 | 1 |
| 29 | SCREW - shoulder, 1/4-20 | 63407-1 | 3 | 71 | COVER - clutch | 58023 | 1 |
| 30 | RING - retaining | 28922 | 2 | 72 | SPRING - clutch | 55123-C | 2 |
| 31 | GEAR - idler | 59250 | 1 | 73 | SPIDER - clutch | 58547-1 | 1 |
| 32 | BEARING - ball | 72328-S | 1 | 74 | SHOE - clutch | A-58028 | 6 |
| 33 | NUT - idler gear | 57768-A | 1 | 75 | WASHER - thrust | 56132 | 2 |
| 34 | RING - retaining | 63108 | 1 | 76 | DRUM - clutch w/gear | A-63123 | 1 |
| 35 | GEAR - driven, ¹ | | | 77 | BEARING - sleeve | 56603 | 1 |
| | 2:1 ratio, 42 teeth | 59298-1 | 1 | 78 | HANDLE BAR - wrap - around | A-63827-1 | 1 |
| | Optional 2:1 ratio, 64 teeth | 59276-1 | 1 | 79 | Includes: SCREW | 80308-2 | 1 |
| 36 | NUT - 3/8-16 | 81089-2 | 2 | | HANDLE BAR-flush-cut (optional) | A-63570 | 1 |
| 37 | WASHER - lock, 3/8 | 83018 | 2 | 80 | SCREW - hex, 5/16-18 x 1 1/2 | 80087 | 2 |
| | PLATE - adjusting | A-55591 | 1 | 81 | WASHER - lock, 5/16 | 83003 | 3 |
| 38 | Includes: PLATE | 55551-B | 1 | 82 | SCREW - hex, 5/16-18 x 3 1/4 | 80698 | 1 |
| 39 | SCREW | 80617 | 1 | | | | |

¹ Check number of teeth on driven gear before ordering. Position of idler post shown for 2:1 gear ratio, mount on other pad for 3:1 gear ratio.

TOOLS

| Part No. | Description | Part No. | Description |
|----------|-----------------------------------|-------------------|--|
| A-23937 | WRENCH - combination | 23876 (XP-1020) | TOOL - drivecase bearing |
| 23874 | PLUG - needle bearing (conn. rod) | 23139 (XP-1020) | TOOL - clutch drum bearing |
| 23528 | WRENCH - socket screw (conn. rod) | 23913 (XP-1130) | PLUG - ball bearing & seal |
| 22828 | PLIERS - snap ring (piston) | 22750 (XP-1130) | TOOL - sprocket locking |
| AA-22560 | REMOVER - rotor | 23391-3 (XP-1130) | PLUG - needle bearing |
| 23136 | BODY - assembly | 23228 (XP-1130) | PLUG - sprocket shaft bearing |
| 22820-2 | ADAPTER - main bearing | | |
| A-23672 | JACKSCREW | | |
| 23670 | PLATE - shaft aligning | 22771 | SPRAY CAN - red |
| 23233-1 | PLUG - seal assembly | 23343 | SPRAY CAN - green |
| 23671 | PLUG - drivecase seal | | |
| 23693 | SLEEVE - shaft (drivecase) | | |
| A-23696 | REMOVER - spider | | |
| 23678 | TOOL - starter bearing | | |
| A-23679 | REMOVER - bearing (starter) | | |
| A-23950 | TOOL - piston pin removal | | |
| | | | REPLACEMENT DECAL #23742 composed of "DIRECT DRIVE", "GEAR DRIVE", "STARTING INSTRUCTIONS", and two "HOMELITE" (letters 1/2" and 1/4" high.) |

**You'll
SPEED WORK
and make
MORE MONEY
with...**

HOMELITE

SELF-PRIMING PUMPS



DEPENDABLE GENERATORS



POWERFUL ONE-MAN CHAIN SAWS



ONE-MAN CONCRETE VIBRATORS



ELECTRIC BUILDER'S HAMMERS



Printed in United States of America

Part No. 23948

466

HOMELITE

A **textron** DIVISION

PORT CHESTER, N. Y.

Illustrated in **INSPECTIVE** and
prepared by PURNELL COMPANY, INC.
Boston, Mass.