

XP-1020  
XP-1020  
AUTOMATIC  
XP-1130

**PARTS  
LIST**

Leon's Chainsaw Parts & Repair  
Do Not Sell or Reproduce



**HOMELITE®**

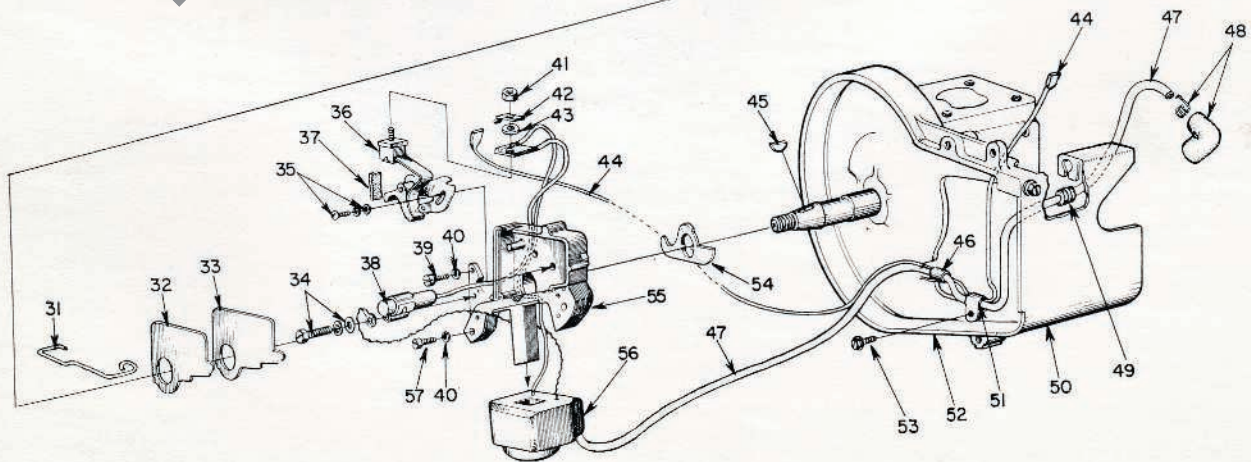
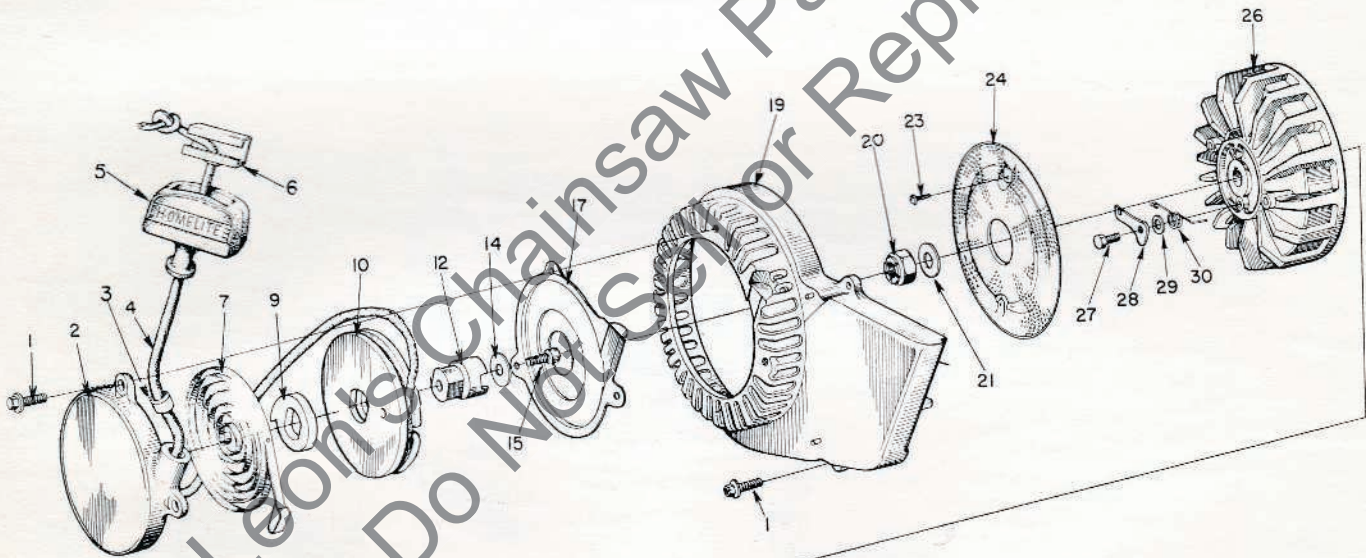
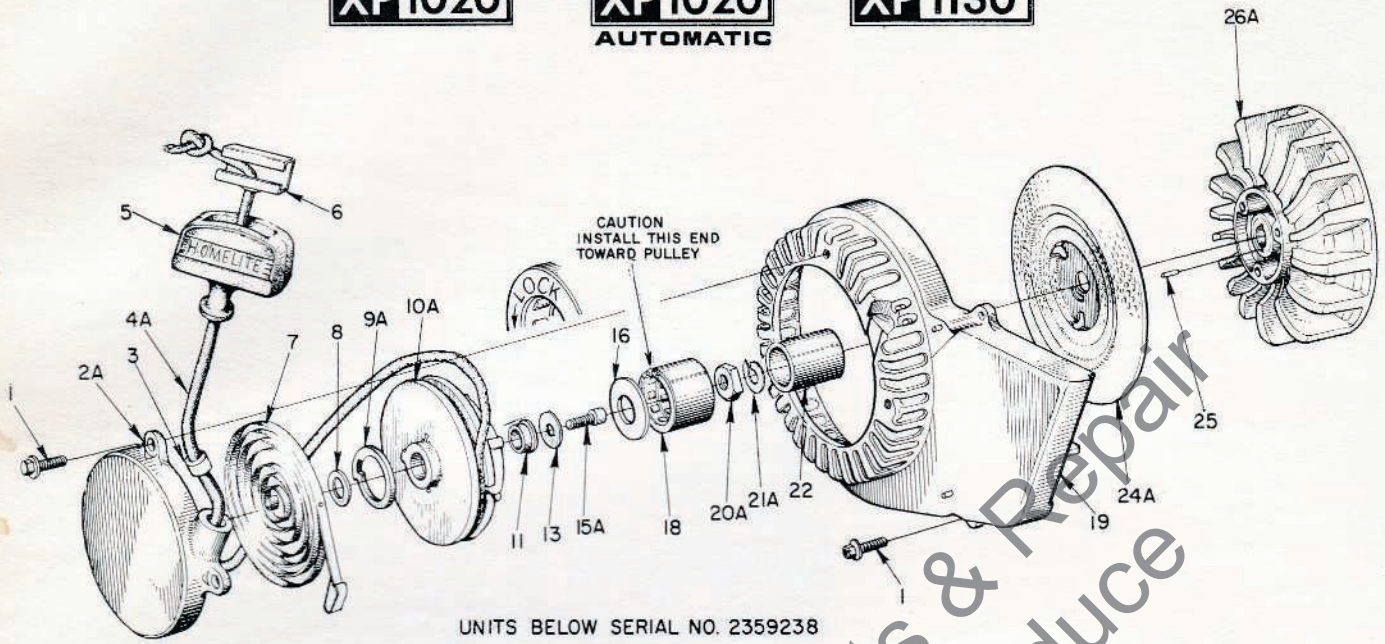
**XP**

**CHAIN SAWS**

**HOMELITE**  
**XP1020**

**HOMELITE**  
**XP1020**  
**AUTOMATIC**

**HOMELITE**  
**XP1130**



**FIGURE 1**

ALWAYS FURNISH MODEL AND SERIAL NUMBER WHEN ORDERING PARTS.

**HOMELITE**  
**XP1020****HOMELITE**  
**XP1020**  
**AUTOMATIC****HOMELITE**  
**XP1130**

No.	Description	Part No.	Qty.
1	SCREW - hex hd., 12-24 x 3/4	80867	10
2	COVER - starter	A-64178	1
2A	COVER - starter	A-59494-1	1
	Includes:		
3	BUSHING - rope	59313	1
4	ROPE - starter	58806	1
4A	ROPE - starter	55898	1
5	GRIP - rope	55937	1
6	INSERT - rope retaining	58517	1
7	SPRING - rewind	64180-A	1
8	WASHER - thrust	58412	1
9	LOCK - spring rewind	64049-A	1
9A	LOCK - spring rewind	58009	1
10	PULLEY - starter	64050-1	1
10A	PULLEY - starter	A-59495	1
	Includes:		
11	BUSHING	58007	1
12	CUP - starter	64051	1
13	WASHER - thrust	58413	1
14	WASHER - retaining	58763	1
15	SCREW - hex, 10-32 x 1/2	80648	1
15A	SCREW - socket hd. 10-32 x 3/8	80878	1
16	GASKET	64015	1
17	SHIELD - sawdust	64052	1
18	BEARING - overrunning	58480-A	1
19	HOUSING - fan	59094-1	1
20	NUT - lock, 7/16-20	81101	1
20A	NUT - hex 7/16-20	81101	1
21	WASHER - flat	82027	1
21A	WASHER, lock 7/16	88019	1
22	RACE - inner	58268	1
23	SCREW - hex hd. (spinlock)	80869-1	2
24	SCREEN - rotary	64055	1
24A	SCREEN - rotary	58011-A	1
25	PIN - dowel	58439	1
26	ROTOR	64033-A	1
26A	ROTOR	57268-B	1
27	STUD - shoulder	64054	2
28	PAWL - starter	58756	2
29	WASHER	58851	2
30	SPRING - starter pawl	58758-1	2
31	CLAMP - dust cover	55980	1
32	COVER - dust	55979	1
33	GASKET - dust cover	55978-2	1
34	SCREW GROUP - condenser	57750	1
35	SCREW GROUP - point	57749	1
36	POINT SET	A-58165	1
	Includes:		
37	WICK	55984	1
38	CONDENSER - w/terminal	55987	1
39	SCREW - fil. hd., 10-24 x 1/2	80595	1
40	WASHER - lock, #10	83046	3
41	NUT - terminal	55982	1
42	TAB - ground	57733	1
43	WASHER - terminal	55983	1
44	LEAD - ground w/terminals	A-58321	1
45	KEY - rotor	75078	1
46	SLEEVE	55290	1
47	LEAD - high tension	58382	1
48	TERMINAL - spark plug	A-55373-A	1
49	GROMMET	60929	1
50	CYLINDER SHIELD	A-63736-1	1
51	CLAMP - lead	56014	1
52	CRANKCASE - w/pin (see figure 2)	A-63072-A1	1
53	SCREW - hex hd., 10-32 x 3/8	80869-1	3
54	SEAL - breaker box	56292-A	1
55	BOX - breaker w/core	57744	1
56	COIL - w/ground terminal	55986-A	1
57	SCREW - fil. hd., 10-32 x 7/8	80660	2

Leon's Chain Saw Parts & Repair  
Don't Sell or Reproduce

**HOMELITE**  
**XP1020**

**HOMELITE**  
**XP1020**  
**AUTOMATIC**

**HOMELITE**  
**XP1130**

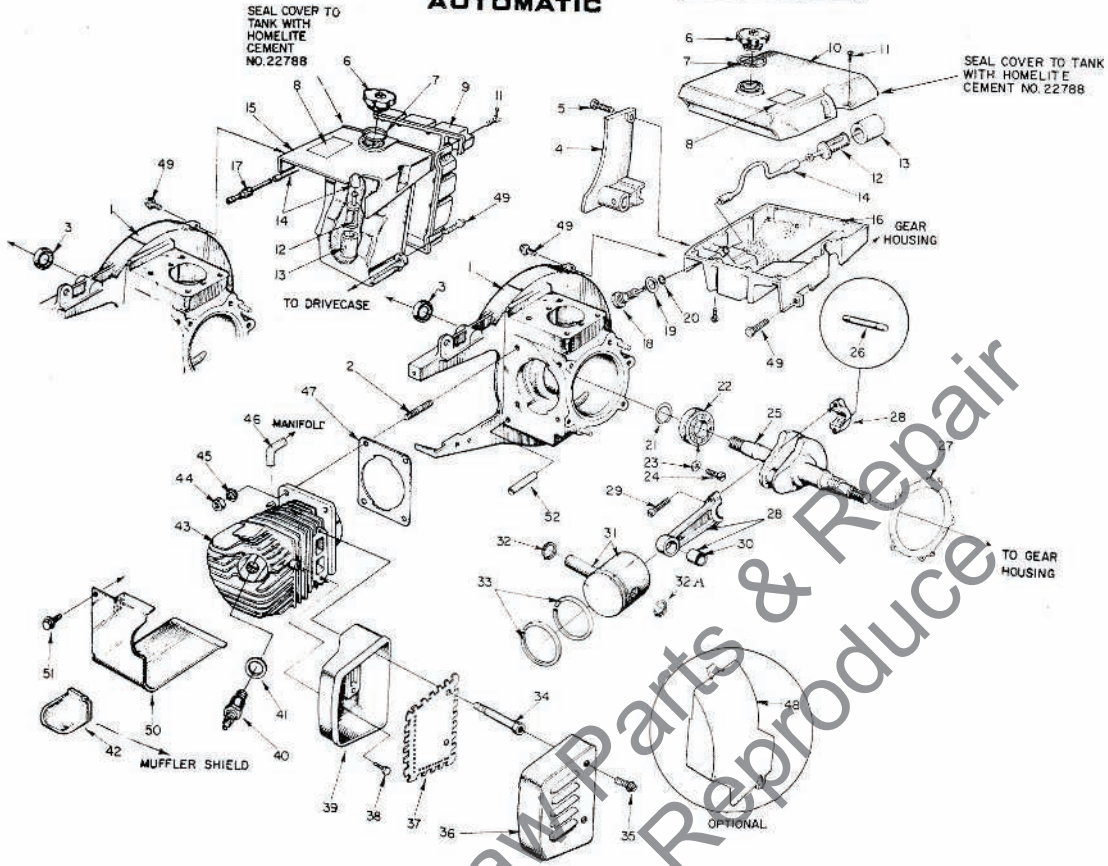


FIGURE 2

No.	Description	Part No.	XP-1020	XP-1020 Auto.	XP-1130	Qty.	No.	Description	Part No.	XP-1020	XP-1020 Auto.	XP-1130	Qty.
1	CRANKCASE - w/pins	A-63072-A1	*	*	*	1	28	CONNECTING ROD	A-59945	*	*	*	1
1A	Includes: PIN - dowel	74032	*	*	*	1	29	Includes: SCREW	80345	*	*	*	1
2	STUD	55871	*	*	*	1	30	BEARING - needle	59606	*	*	*	2
3	SEAL	58308-A	*	*	*	1	31	PISTON and PIN	A-63071-B	*	*	*	1
4	BRACKET - handle bar	59635-2	*	*	*	1	32	Includes: RING - retaining	56290	*	*	*	1
5	SCREW - hex, 12-24 x 7/8	80881	*	*	*	1	32A	RING - retaining	64743	*	*	*	1
6	CAP - tank	A-64140-A	*	*	*	1	33	RING - piston	56291	*	*	*	1
7	Includes: GASKET	58967	*	*	*	1	34	STUD - muffler	56291	*	*	*	2
8	DECAL	64141	*	*	*	1	35	SCREW - hex hd., 12-24 x 3/8	† 59982-A	*	*	*	2
9	COVER - tank	30920-2	*	*	*	1	36	SCREW - hex hd., 12-24 x 3/8	80837	*	*	*	2
10	COVER - tank	59987-2	*	*	*	1	37	CAP - muffler	A-59963	*	*	*	1
11	SCREW - rd. hd., 6 x 1/2	80513	*	*	*	1	38	BAFFLE - muffler	59978-A	*	*	*	1
12	FILTER ASSEMBLY	A-59251	*	*	*	As req'd.	39	SCREW - hex, 1/4 - 20 x 5/8	† 80402	*	*	*	1
13	Includes: FILTER	59253	*	*	*	1	40	BODY - muffler	† A-59927-B	*	*	*	1
14	LINE - flexible	58805	*	*	*	1	41	SPARK PLUG	63547-S	*	*	*	1
15	TANK - fuel	58172-A1	*	*	*	1	42	Includes: GASKET	25038	*	*	*	1
16	TANK - fuel w/screen	A-63309	*	*	*	1	43	CAP - spark plug	63735	*	*	*	1
17	FITTING - fuel outlet	58364	*	*	*	1	44	CYLINDER - 2 3/16 bore	A-63661	*	*	*	1
18	FITTING - fuel	63132	*	*	*	1	45	NUT - hex, 1/4 - 28	81065-2	*	*	*	4
19	GASKET	63175-1	*	*	*	1	46	WASHER - lock 1/4	83009	*	*	*	4
20	"O" RING	90254	*	*	*	1	47	LINE - fuel (idle)	63656	*	*	*	1
21	RING - retaining	58319-A	*	*	*	1	48	GASKET - cylinder	58292	*	*	*	1
22	BEARING - ball	58190-S	*	*	*	1	49	EXCHANGER - heat (optional)	63103-1	*	*	*	1
23	WASHER - lock	83061	*	*	*	2	50	SCREW - hex, hd. 12-24 x 3/4	80867	*	*	*	1
24	SCREW - bearing retaining	19238-3	*	*	*	2	51	CYLINDER SHIELD	A-63736-1	*	*	*	10
25	CRANKSHAFT	A-64350	*	*	*	1	52	SCREW - hex, hd. 10-24 x 3/8	80869-1	*	*	*	3
	CRANKSHAFT	A-64068	*	*	*	1		SLEEVE	55290	*	*	*	1
	CRANKSHAFT	A-64351	*	*	*	1							
26	ROLLERS - set of 31	A-64678	*	*	*	1							
27	GASKET	63356	*	*	*	1							

Accessories (not shown) - Available From Your Dealer

A-63518, SPARK ARRESTOR requires Part No. 63548, SHIM - 1 under each MUFFLER STUD.

A-64411 - MUFFLER and SHIELD ASSEMBLY

Includes: 64408 CAP, muffler 1  
63855-A SCREW, shoulder 3  
64409-2 SHIELD, muffler 1

† Included with A-64411 MUFFLER and SHIELD ASSEMBLY.

- ① For Units below Serial #2359238 use A-59942 CRANKSHAFT.
- ② For Units below Serial #2359238 use A-63102 CRANKSHAFT.
- ③ Gaskets are available for Fuel Tanks.  
XP 1020 uses Part No. 58367 Gasket  
XP 1130 uses Part No. 64755 Gasket.

ALWAYS FURNISH MODEL AND SERIAL NUMBER WHEN ORDERING PARTS.

**HOMELITE**  
**XP1020**

**HOMELITE**  
**XP1020**  
**AUTOMATIC**

**HOMELITE**  
**XP1130**

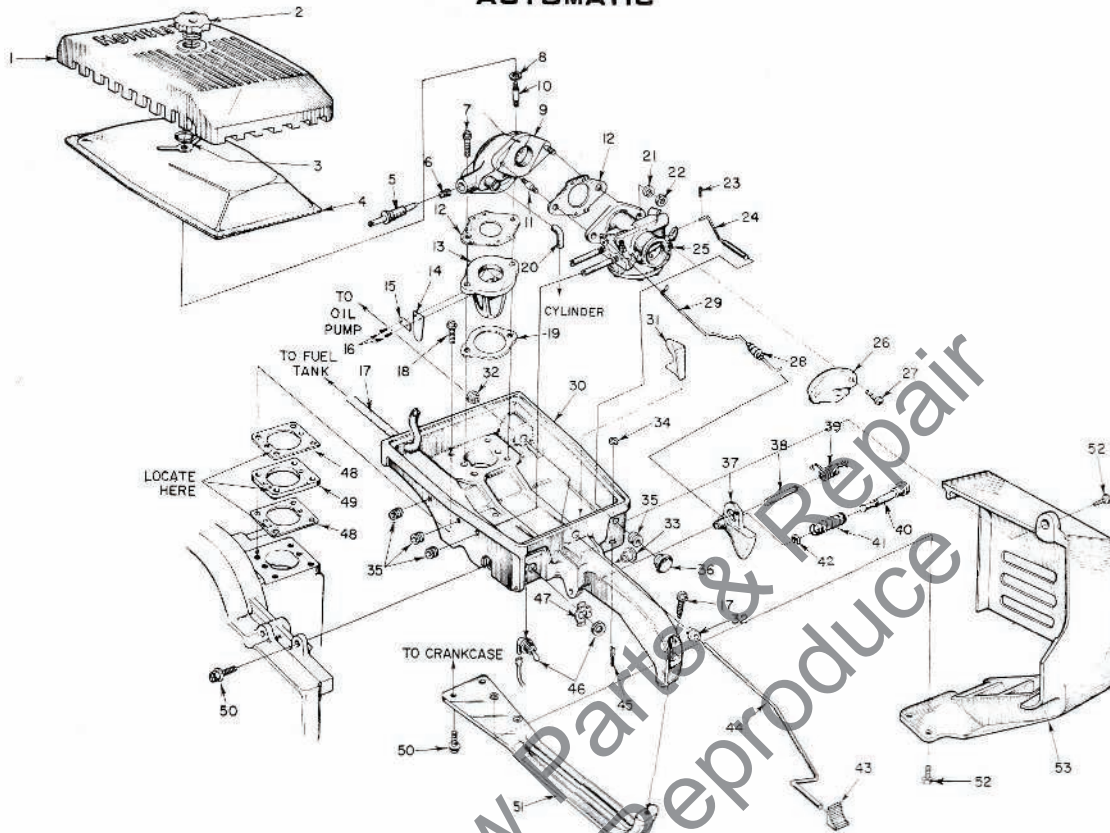
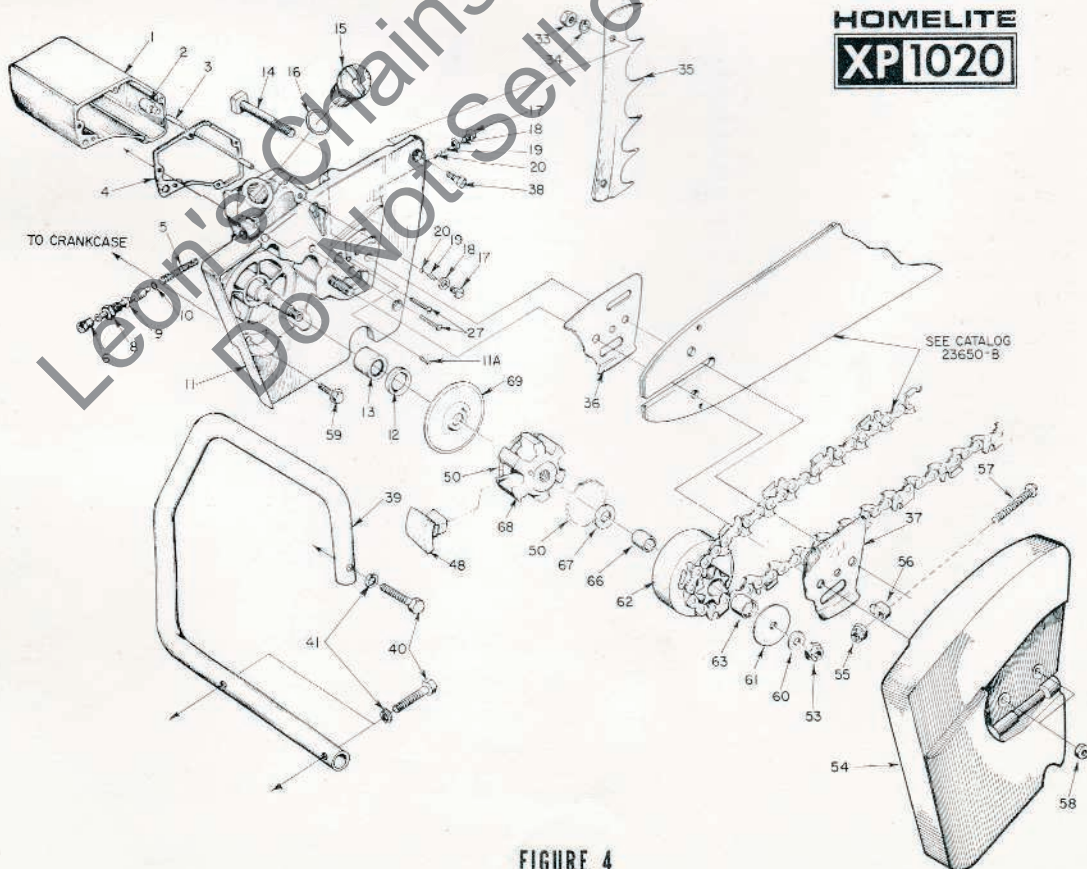
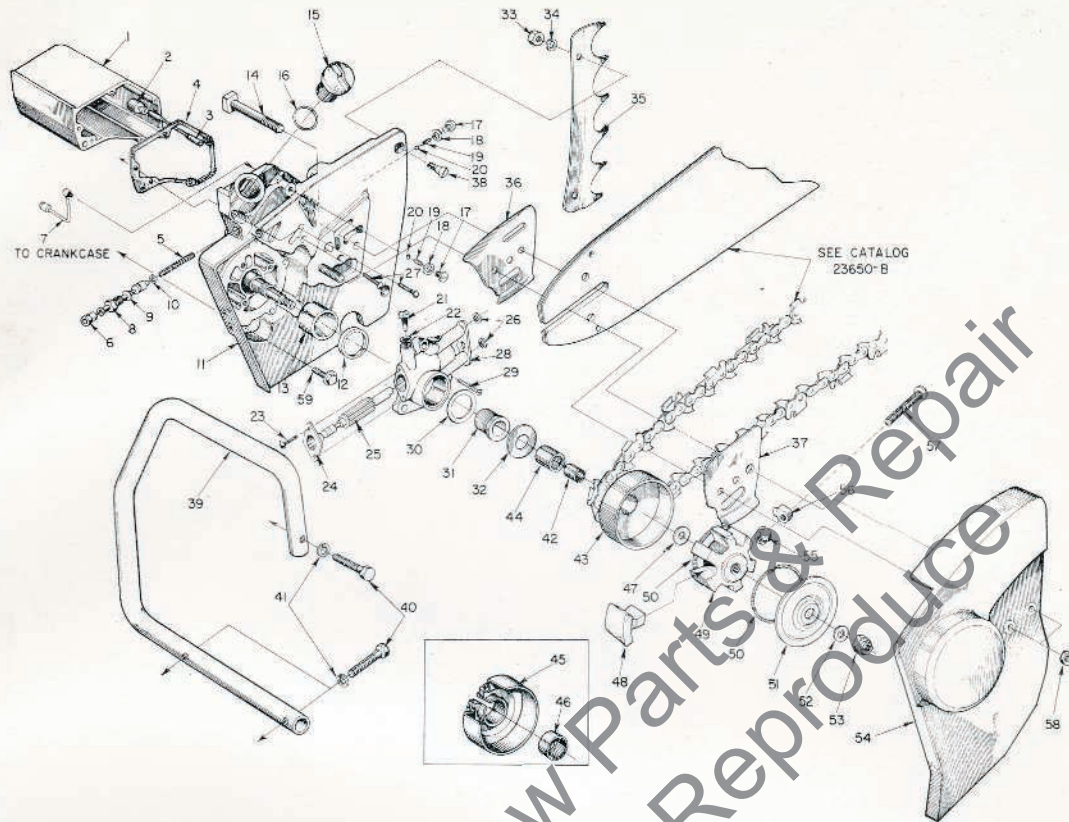


FIGURE 3

No.	Description	Part No.	Qty.	No.	Description	Part No.	Qty.
1	COVER - air filter	59230-1	1	28	BOOT - rod	58348	1
2	NUT - cover	A-59229	1	29	ROD - throttle	59338	1
3	RING - retaining	58319-A	1	30	HANDLE - throttle	A-63665	1
4	ELEMENT - air filter	63728	1	31	Includes: STOP - rod	58930	1
5	SCREW - idle adjusting	63657	1	32	BUSHING - rod	58929	2
6	SPRING - adjusting screw	63664	1	33	BUSHING - lock pin	59064	1
7	SCREW - hex, 1/4-20 x 1 1/2	80882	2	34	FELT	63290	1
8	GASKET - stud	58392	1	35	GROMMET	58362	4
9	MANIFOLD - intake	A-63328	1	36	BUTTON - rod	57289-1	1
10	STUD - cover	58361	1	37	TRIGGER - throttle	58181-A	1
11	STUD - carburetor	27464	2	38	SHAFT - trigger	58353	1
12	GASKET - carburetor	63655	2	39	SPRING - throttle	58352-A	1
13	SEAT - reed valve	59627-1	1	40	PIN - throttle lock	58404	1
14	REED	59628	4	41	SPRING - lock	58405	1
15	CLAMP - reed	59629	4	42	RING - retaining	58409	1
16	SCREW - pan, 4-40 x 3/16	80658	8	43	BUTTON - oil rod	58357	1
17	LINE - fuel	55680	1	44	ROD - oil pump (XP-1020)	58356-B	1
18	SCREW - hex, 12-24 x 1	80864	5		(XP-1130)	63127-A	1
19	GASKET	55946	1	45	PIN - cotter, 1/16 x 1/2	86301	2
20	LINE - fuel (idle)	63656	1	46	SWITCH - toggle w/nut	A-57650-3	1
21	WASHER - lock, 1/4	83009	4	47	PLATE - "ON-OFF"	72085-A	1
22	NUT - hex, 1/4-20	81013-1	2	48	GASKET - spacer	58343	2
23	PIN - cotter, 1/32 x 1/2	86324	1	49	SPACER	58391	1
24	ROD - choke	A-58354	1	50	SCREW - hex, 12-24 x 3/4	80867	8
25	CARBURETOR	A-63585	1	51	BRACE - throttle handle	58185-A1	1
26	DEFLECTOR - carburetor	58837-2	1	52	SCREW - hex, 12-24 x 5/8	80676	3
27	SCREW - pan, 10-32 x 1/2	80625	2	53	SHIELD - muffler	63733-2	1

① Refer to Carburetor Parts List #23947; use Gasket Set #63880, Repair Parts Kit #63789.

**HOMELITE**  
**XPI020**  
**AUTOMATIC**



**FIGURE 4**

ALWAYS FURNISH MODEL AND SERIAL NUMBER WHEN ORDERING PARTS.

No.	Description	Part No.	XP-1020	XP-1020 Auto.	Qty.	No.	Description	Part No.	XP-1020	XP-1020 Auto.	Qty.
1	RESERVOIR - oil	A-58341	*	*	1	43	SPROCKET & DRUM				
2	FILTER - oil	A-64293	*	*	1		Open Type .404 pitch, 8 tooth	A-57341	*	*	1
3	LINE - oil pickup	59674	*	*	1		7/16" pitch, 7 tooth	A-56299	*	*	1
	LINE - oil pickup	58340-B	*	*	1		1/2" pitch, 7 tooth	A-56615	*	*	1
4	GASKET - reservoir	58342	*	*	1		Includes:				
5	SPRING - plunger	59293	*	*	1	44	BEARING - needle	56230	*	*	1
6	CONNECTOR - pump	58337-A	*	*	1	45	SPROCKET & DRUM				
7	LINE ASSY, oil pickup	A-64010	*	*	1		Rim Type 7/16" pitch, 7 tooth	A-57364-A	*	*	1
8	PLUNGER - oil pickup	A-57834-10	*	*	1		Includes:				
	Includes:					46	BEARING - needle	77442	*	*	1
9	"O" RING - shaft	59074	*	*	1	47	WASHER - thrust	56132	*	*	1
10	"O" RING - plunger	74388	*	*	1	48	SHOE - clutch	55076-3	*	*	6
11	DRIVECASE	A-64264	*	*	1	49	SPIDER - clutch	58546-2	*	*	1
	DRIVECASE	A-59493-A1	*	*	1	50	SPRING - clutch	55123-C	*	*	2
	Includes:					51	COVER - clutch	56238-A	*	*	1
11A	PLUG	① 59621	*	*	1	52	WASHER - flat	64027	*	*	1
12	SEAL	56256-A	*	*	1	53	NUT - hex, 3/8-24	81192	*	*	1
13	BEARING - needle	63043	*	*	1	54	COVER - drivecase	A-64074	*	*	1
14	BOLT - guide bar	58334	*	*	2		COVER - drivecase	A-58683-1	*	*	1
15	CAP - oil	A64310	*	*	1		Includes:				
	Includes:					55	NUT - 5/16-18	81123	*	*	1
16	GASKET	56607	*	*	1	56	PIN - adjusting	55613-1	*	*	1
17	CAP - check valve	58339	*	*	2	57	SCREW - pin	80617	*	*	1
18	GASKET	58338	*	*	2	58	NUT - hex, 3/8-16	81089-2	*	*	2
19	SPRING	59022	*	*	2	59	SCREW - hex	80867	*	*	8
20	BALL - check	25327	*	*	2	60	WASHER - flat	84010-1	*	*	1
21	SCREW - cam	59737	*	*	1	61	WASHER - thrust	55163-1	*	*	1
22	GASKET	59736	*	*	1	62	SPROCKET & DRUM				
23	SCREW	80919	*	*	2		Open Type - 3/8" pitch, 8 tooth	A-58923	*	*	1
24	BEARING - flange	59719	*	*	1		.404 pitch, 7 tooth	A-57344	*	*	1
25	PLUNGER and GEAR	64136	*	*	1		7/16" pitch, 7 tooth	A-56377	*	*	1
26	"O" RING	90872	*	*	2		1/2" pitch, 6 tooth	A-56019	*	*	1
27	SCREW, rd., hd. #6 x 3/4	80790	*	*	5		Includes:				
28	HOUSING - oil pump	A-64072	*	*	1	63	BEARING - needle	55664	*	*	1
29	SCREW - hex, 8-32 x 1/2	80560	*	*	3		New "Splined" Type - not shown				
30	SEAL - felt	59926	*	*	4		DRUM & HUB - sprocket				
31	WORM - gear	63893	*	*	1		(see below)	A-63289	*	*	1
32	WASHER, thrust	56236	*	*	1		Includes:				
33	NUT - hex, 1/4-20	81053	*	*	2		BEARING - needle	55664	*	*	1
34	WASHER - lock, 1/4	83009	*	*	2		SPROCKET - splined				
35	BUMPER - spiked	58396	*	*	1		Rim Type - .404 pitch, 7 tooth	63285	*	*	1
	(opt) BUMPER	② 59975	*	*	1		7/16" pitch, 7 tooth	63286	*	*	1
36	PLATE - guide bar (inner)	56871-A	*	*	1		1/2" pitch, 7 tooth	63287	*	*	1
37	PLATE - guide bar (outer)	56872-B	*	*	1	66	RACE - inner	55661	*	*	1
38	SCREW - flat, hd., 1/4-30 x 3/4	80053	*	*	2	67	WASHER - thrust	55660-1	*	*	1
39	HANDLE BAR - flush cut	A-58379-2	*	*	1	68	SPIDER - clutch	58546-1	*	*	1
	(opt. std) Handle wrap around	A-58398	*	*	1	69	COVER - clutch	56101-A	*	*	1
	(opt. special) Handle wrap around	② A-59922	*	*	1		Not Shown:				
40	SCREW - hex, 5/16-18 x 1 1/2	80037	*	*	3		PLATE - guard (std.)	② 63389-1	*	*	1
41	WASHER - lock, 5/16	82003	*	*	3		PLATE - guard (A.O.)	② 63449-1	*	*	1
42	RACE - inner	56231	*	*	1		PLATE - guard	64029-1	*	*	1

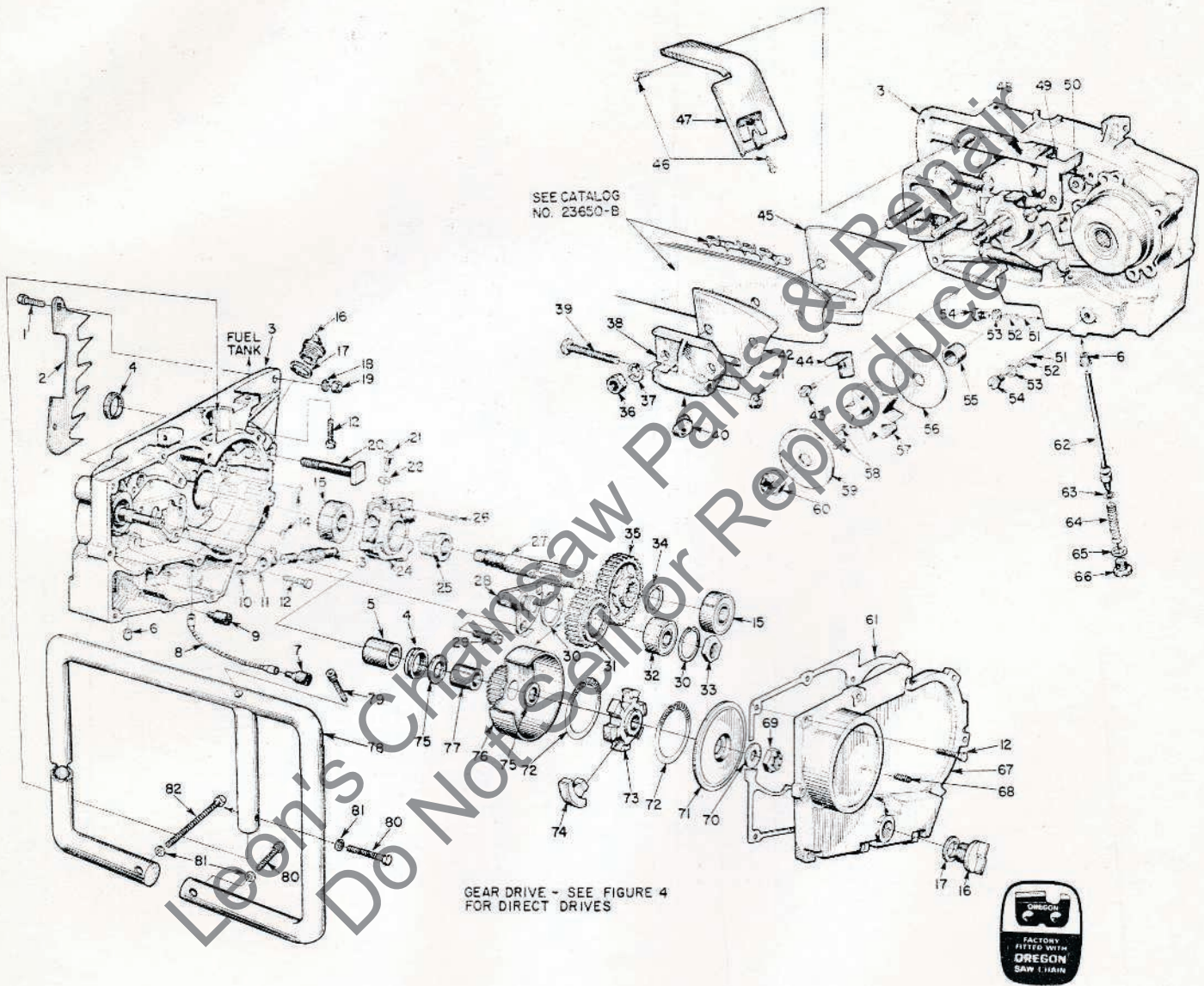
- ① #59621 Plug, in drivecase channel, must be removed before Automatic Oiler Kit (accessory) can be installed.
- ② #A-59922 Handle Bar requires #59975 Bumper, and either #63389-1 Plate (standard models), or 63449-1 Plate (automatic oiler kits) or 64029-1 (automatic oiler.)
- ③ Check type and number of teeth before ordering sprocket. "Splined" Drum and Hub requires one of "Splined" sprockets listed.

ACCESSORY (XP-1020 only)

- #A-59671 AUTOMATIC OILER KIT - .404 pitch, 7 tooth See ①
- #A-59682 AUTOMATIC OILER KIT - 7/16" pitch, 7 tooth See ①
- #A-63241 AUTOMATIC OILER KIT - 1/2" pitch, 6 tooth See ①

(Instructions and parts list included with each kit.)

**HOMELITE**  
**XP 1130**  
**AUTOMATIC**



**FIGURE 5**

ALWAYS FURNISH MODEL AND SERIAL NUMBER WHEN ORDERING PARTS.



**HOMELITE**  
**XP1130**  
**AUTOMATIC**

No.	Description	Part No.	Qty.	No.	Description	Part No.	Qty.
1	SCREW - hex, 1/4-20 x 3/4	80218-1	2	40	PIN	55552-1	1
	hex, 1/4-20 x 7/8	80181-3	2	41	NUT	81123	1
2	BUMPER - spiked (std.)	63139	1	42	PLATE - guide bar (outer)	56957-A	1
	Optional	63414	1	43	SCREW - hex, 10-24 x 3/8	80869-1	1
3	HOUSING - gear ②	A-63393-B	1	44	BRACKET - rod	63110	1
4	Includes: SEAL	56256-A	2	45	PLATE - guide bar (inner)	56956	1
5	BEARING - needle	76167-S	1	46	SCREW - hex, 12-24 x 3/8	80837	3
6	BUSHING - rod	59064	1	47	GUARD - chain	A-63776	1
	ELBOW (not shown)	59532	1	48	SCREW	59591	1
7	FILTER - oil (AO)	A-64293	1	49	BELL CRANK	59592	1
8	LINE - oil	59674	1	50	WASHER - thrust	63109	1
9	FILTER - oil (manual)	A-63116	1	51	BALL - check	25527	2
10	SCREW - pan, 4-40 x 1/4	80919	2	52	SPRING	59022	2
11	BEARING - flanged	59719	1	53	GASKET	58338	2
12	SCREW - hex, 12-24 x 3/4	80867	18	54	CAP - check valve	58339	2
13	PLUNGER & GEAR	63083	1	55	SPACER - sprocket	59697	1
14	"O" RING	90872	2	56	WASHER - sprocket (inner)	56074	1
15	BEARING - ball	63107-S	2	57	SPROCKET - 8 tooth, 1/2" pitch	55593-3	1
16	CAP - filler (vented)	A-64310	2		(optional) 7 tooth, 9/16" pitch	74481-1	1
17	Includes: GASKET	56607	2	58	KEY - sprocket	56076-1A	2
	(not shown) VALVE	63718	2	59	WASHER - sprocket (outer)	56077	1
	(not shown) COLLAR	63719	2	60	NUT - 1/2-20	81101	1
18	WASHER - lock, 1/4	83009	2	61	GASKET	63124	1
19	NUT - 1/4-20	81053	2	62	PLUNGER	A-63112	1
20	BOLT - guide bar	58334	2	63	Includes: "O" RING	74388	1
21	SCREW - cam	59737	1	64	SPRING	59293	1
22	GASKET	59736	1	65	WASHER	58138	1
24	HOUSING - oil pump	A-63086	1	66	CAP	63115	1
25	WORM - gear	63084	1	67	COVER - gear housing	59631-2	1
26	SCREW - hex, 8-32 x 7/8	80568	3	68	PLUG - pipe	28097	1
27	SHAFT - sprocket	59277-A	1	69	NUT - 3/8-24	81192	1
28	POST - idler gear	59259-1A	1	70	WASHER	55036	1
29	SCREW - shoulder, 1/4-20 ②	63407-1	3	71	COVER - clutch	58023	1
30	RING - retaining	28922	2	72	SPRING - clutch	55123-C	2
31	GEAR - idler	59250	1	73	SPIDER - clutch	58547-1	1
32	BEARING - ball	72328-S	1	74	SHOE - clutch	A-58028	6
33	NUT - idler gear	57768-A	1	75	WASHER - thrust	56132	2
34	RING - retaining	63108	1	76	DRUM - clutch w/gear	A-63123	1
35	GEAR - driven, ①			77	BEARING - sleeve	56603	1
	2:1 ratio, 42 teeth	59246-1	1	78	HANDLE BAR - wrap - around	A-63136	1
	Optional 3:1 ratio, 64 teeth	59276-1	1	79	Includes: SCREW	80308	1
36	NUT - 3/8-16	81089-2	3	80	SCREW - hex, 5/16-18 x 1 1/2	80087	2
37	WASHER - lock, 3/8	83018	1	81	WASHER - lock, 5/16	83003	3
	PLATE - adjusting	A-55591	1	82	SCREW - hex, 5/16-18 x 3 1/4	80698	1
38	Includes: PLATE	55551-2	1				
39	SCREW	80617	1				

① Check number of teeth on driven gear before ordering. Position of idler post shows for 2:1 gear ratio, mount on other pad for 3:1 gear ratio.  
 ② Units with idler post mounting screw holes drilled through gear housing use #63407 SHOULDER SCREW, all others use #63407-1 SHOULDER SCREW.

Part No.	Description	XP-1020	XP-1020 Auto.	XP-1130 Auto.
A-23937-A	WRENCH - combination	*	*	*
23874	PLUG - needle bearing (conn. rod)	*	*	*
23528	WRENCH - socket screw (conn. rod)	*	*	*
22828	PLIERS - snap ring (piston)	*	*	*
AA-22560	REMOVER - rotor	*	*	*
23136	BODY - assembly	*	*	*
22820-2	ADAPTER - main bearing	*	*	*
A-23672	JACKSCREW	*	*	*
23670	PLATE - shaft aligning	*	*	*
23233-1	PLUG - seal assembly	*	*	*
23671	PLUG - drivecase seal	*	*	*
23693	SLEEVE - shaft (drivecase)	*	*	*
A-23696	REMOVER - spider	*	*	*
23678	TOOL - starter bearing	*	*	*
A-23679	REMOVER - bearing (starter)	*	*	*
A-23950	TOOL - piston pin removal	*	*	*
A-24028	REMOVER - rotor	*	*	*

Part No.	Description	XP-1020	XP-1020 Auto.	XP-1130 Auto.
23876	TOOL - drivecase bearing	*	*	*
23139	TOOL - clutch drum bearing	*	*	*
23913	PLUG - ball bearing & seal	*	*	*
22750	TOOL - sprocket locking	*	*	*
23391-3	PLUG - needle bearing	*	*	*
23228	PLUG - sprocket shaft bearing	*	*	*
23420	PLUG - clutch drum brg.	*	*	*
	PAINT			
22771	SPRAY CAN - red			
23343	SPRAY CAN - green			
	REPLACEMENT DECAL #23742 composed of "DIRECT DRIVE", "GEAR DRIVE", "STARTING INSTRUCTIONS", and two "HOMELITE" (letters 1/2" and 1/4" high.)			

For Unit below Serial #2359238.

ALWAYS FURNISH MODEL AND SERIAL NUMBER WHEN ORDERING PARTS.



**HOMELITE**

A **Textron** DIVISION • PORT CHESTER, NEW YORK

Leon's Chainsaw Parts & Repair  
Do Not Sell or Reproduce

1167  
Part No. 23948-A  
Revision 1  
Supersedes 23948

Printed in U.S.A.