


PRICE .25

1965

HOMELITE

CHAIN SAW

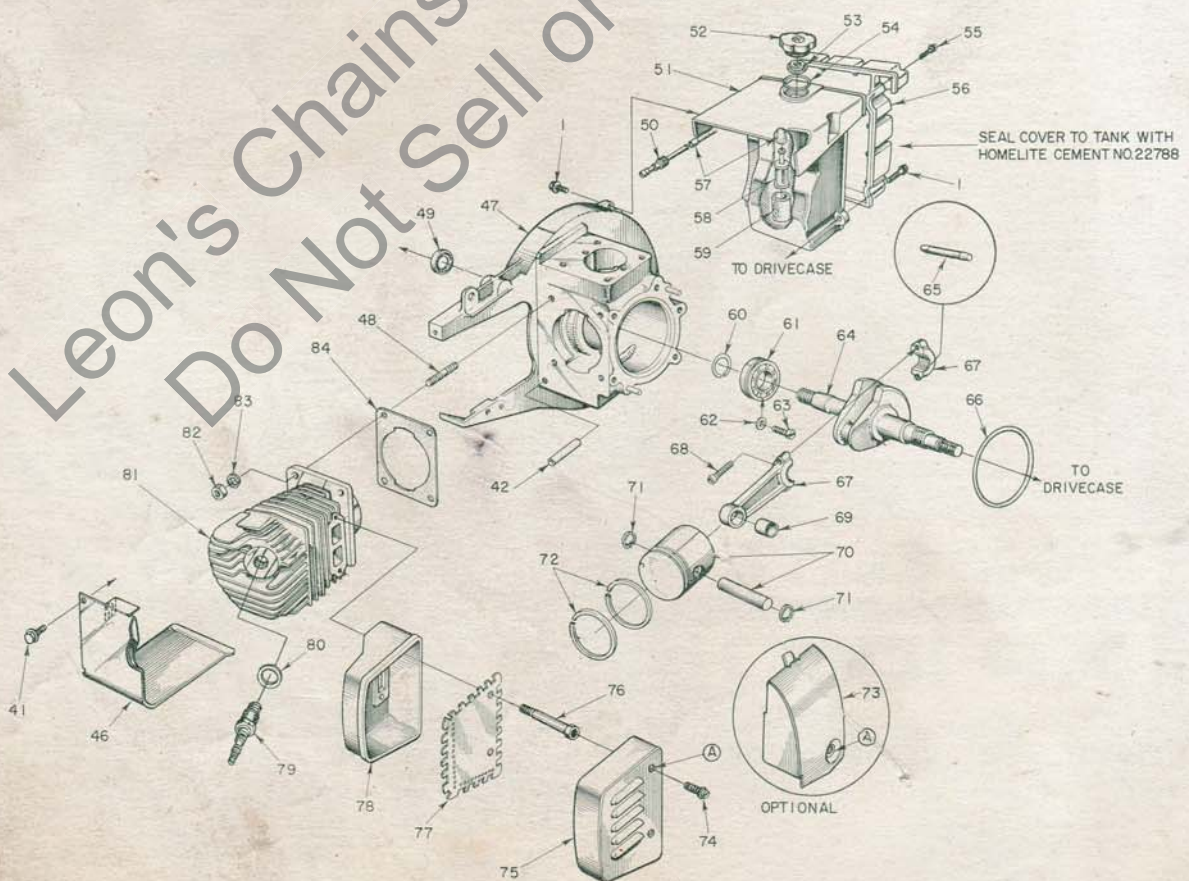
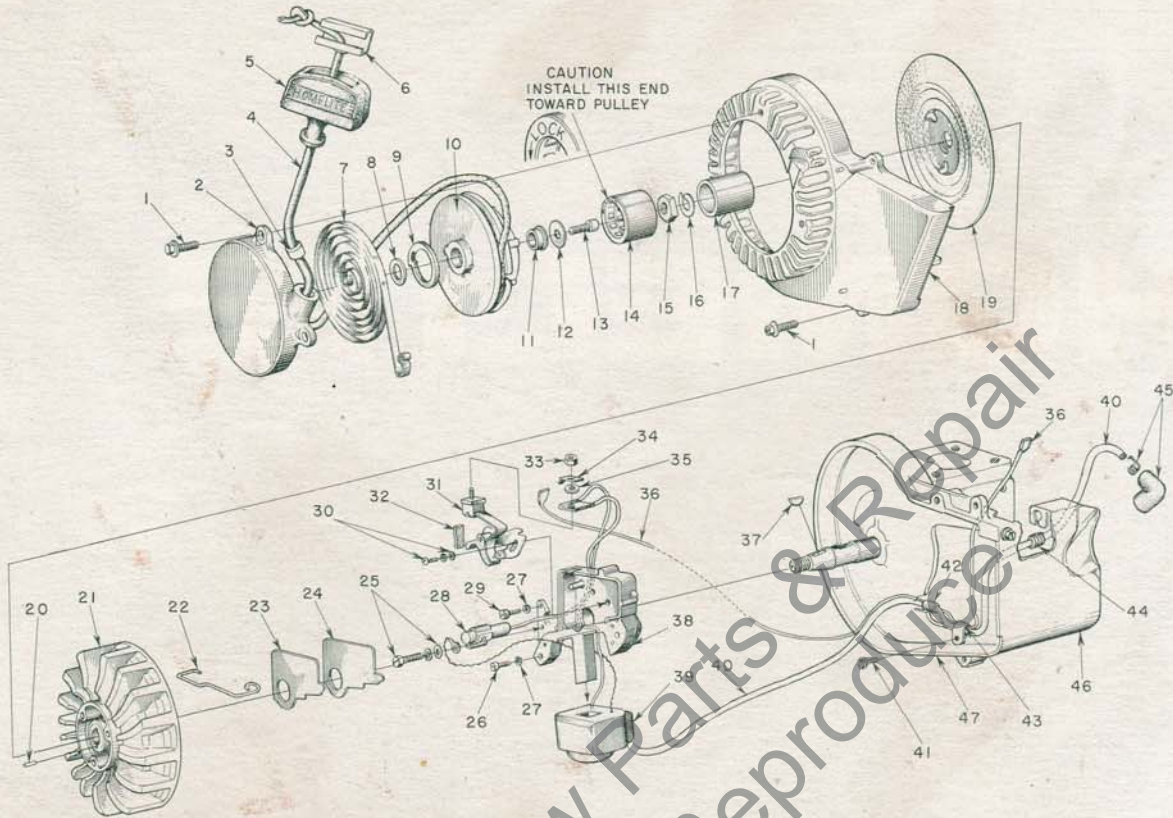


HOMELITE

XP 1000

PARTS LIST

HOMELITE
XP 1000 CHAIN SAW



No.	Description	Part No.	Qty.	No.	Description	Part No.	Qty.
1	SCREW - hex hd., 12-24 x 3/4	80867	11	43	CLAMP - lead	56014	1
2	COVER - starter	A-59494-1	1	44	GROMMET	60929	1
3	Includes: BUSHING - rope	59313	1	45	TERMINAL - spark plug	A-55373-A	1
4	ROPE - starter	55898	1	46	CYLINDER SHIELD	A-59919-1	1
5	GRIP - rope	55937	1	47	CRANKCASE - w/pins	A-63072-1	1
6	INSERT - rope retaining	58517	1	48	Includes: STUD	55871	4
7	SPRING - rewind	58428-B	1	49	SEAL	58308	1
8	WASHER - thrust	58412	1	50	FITTING - fuel outlet	58364	1
9	LOCK - spring rewind	58009	1	51	TANK - fuel	58172-A1	1
10	PULLEY - starter	A-59495	1	52	CAP - tank	A-59956	1
11	Includes: BUSHING	58007	1	53	Includes: VALVE - relief	56865	1
12	WASHER - thrust	58413	1	54	GASKET	58957	1
13	SCREW - socket hd., 10-32 x 3/8	80878	1	55	SCREW - rd. hd., #6 x 1/2	80513	15
14	BEARING - overrunning	58480	1	56	COVER - tank	58173-1	1
15	NUT - hex, 7/16-20	81191	1	57	LINE - oil (flexible)	55805	1
16	WASHER - lock, 7/16	83019	1	58	FILTER ASSEMBLY	A-59251	1
17	RACE - inner	58268	1	59	Includes: FILTER	59253	1
18	HOUSING - fan	59094-1	1	60	RING - retaining	58319-A	1
19	SCREEN - rotary	58011	1	61	BEARING - ball	58190-S	1
20	PIN - dowel	58429	1	62	WASHER - lock	83061	2
21	ROTOR	57568-B	1	63	SCREW - bearing retainer	19238-3	2
22	CLAMP - dust cover	55980	1	64	CRANKSHAFT	A-59942	1
23	COVER - dust	55979	1	65	ROLLERS - set of 31	AA-72206	1
24	GASKET - dust cover	55978-2	1	66	"O" RING	58329	1
25	SCREW GROUP - condenser	57750	1	67	CONNECTING ROD	A-59945	1
26	SCREW - fil. hd., 10-24 x 7/8	80660	2	68	Includes: SCREW	58095	2
27	WASHER - lock, #10	83046	3	69	BEARING - needle	59606	1
28	CONDENSER - w/terminal	55987	1	70	PISTON & PIN	A-63071	1
29	SCREW - fil. hd., 10-24 x 1/2	80595	1	71	Includes: RING - retaining	56290	2
30	SCREW GROUP - point	57749	1	72	RING - piston	56291	2
31	POINT SET	A-58165	1	73	EXCHANGER - heat	63103	1
32	Includes: WICK	55984	1		Optional		
33	NUT - terminal	55982	1	74	SCREW - hex hd., 12-24 x 3/8	80837	2
34	TAB - ground	57733	1	75	CAP - muffler	A-59963	1
35	WASHER - terminal	55983	1	76	STUD - muffler	59982	1
36	LEAD - ground w/terminals	A-58321	1	77	BAFFLE - muffler	59978	1
37	KEY - rotor	75078	1	78	BODY - muffler	A-59927	1
38	BOX - breaker w/core	57744	1	79	SPARK PLUG	71530-S	1
39	COIL - w/ground terminal	55986-A	1	80	Includes: GASKET	25038	1
40	LEAD - high tension	58382	1	81	CYLINDER - 2 3/16 bore	58175-A	1
41	SCREW - hex hd., 10-24 x 3/8	80869	3	82	NUT - hex, 1/4-28	81065-2	4
42	SLEEVE	55290	1	83	WASHER - lock, 1/4	83009	4
				84	GASKET - cylinder	58292	1

CHAIN AND BAR CHART

Guide Bars and Chain available at your HOMELITE Dealer, he can help you select the attachments best suited to your needs.

GUIDE BAR (.063 gauge)		CHAIN (.063 gauge)						GUIDE BAR (.050 gauge)		CHAIN (.050 gauge)
Size	Part No.	.404 pitch	.404 pitch	7/16" pitch	7/16" pitch	1/2" pitch	1/2" pitch	Size	Part No.	3/8" pitch
GUIDE BAR - Hard Track		52AC	Micro-Bit	62AC	Micro-Bit	10AC	Micro-Bit			72D
14" - 16"	HT-1416	52AC3-54E	59C3-54E	62AC3-50E	69C-50E	10AC-44E	32C3-44E			
17" - 19"	HT-1719	52AC3-62E	59C3-62E	62AC3-58E	69C-58E	10AC-51E	32C3-51E			
GUIDE BAR - Roller Nose								GUIDE BAR - Roller Nose		
17" - 19"	RN-1719	52AC3-62E	59C3-62E	62AC3-58E	69C-58E	10AC-51E	32C3-51E	15"	RN-1550	72D-59E
21" - 23"	RN-2123	52AC3-71E	59C3-71E	62AC3-66E	69C-66E	10AC-58E	32C3-58E	19"	RN-1950	72D-69E
								23"	RN-2350	72D-81E
								29"	RN-2950	72D-108E
GUIDE BAR - Perma-Hard Tip								GUIDE BAR - Perma-Hard Tip		
14" - 16"	GW-1416-A	52AC3-54E	59C3-54E	62AC3-50E	69C-50E	10AC-44E	32C3-44E	15"	GW-1550	72D-59E
17" - 19"	GW-1719-A	52AC3-62E	59C3-62E	62AC3-58E	69C-58E	10AC-51E	32C3-51E	19"	GW-1950	72D-69E
21" - 23"	GW-2123-A	52AC3-71E	59C3-71E	62AC3-66E	69C-66E	10AC-58E	32C3-58E	23"	GW-2350	72D-81E
25" - 28"	GW-2528-A	52AC3-82E	59C3-82E	62AC3-76E	69C-76E	10AC-67E	32C3-67E	29"	GW-2950	72D-108E
30" - 33"	GW-3033-A	52AC3-95E	59C3-95E	62AC3-88E	69C-88E	10AC-77E	32C3-77E			
BOW GUIDE - Standard										
14"	A-58734	52AC3-71E	59C3-71E	62AC3-66E	69C-66E	10AC-58E	32C3-58E			
16"	A-56485-B	52AC3-78E	59C3-78E	62AC3-72E	69C-72E	10AC-63E	32C3-63E			
UTILITY GUIDE										
	A-57905-B	52AC3-71E	59C3-71E	62AC3-66E	69C-66E	10AC-58E	32C3-58E			

HOMELITE XP 1000 CHAIN SAW

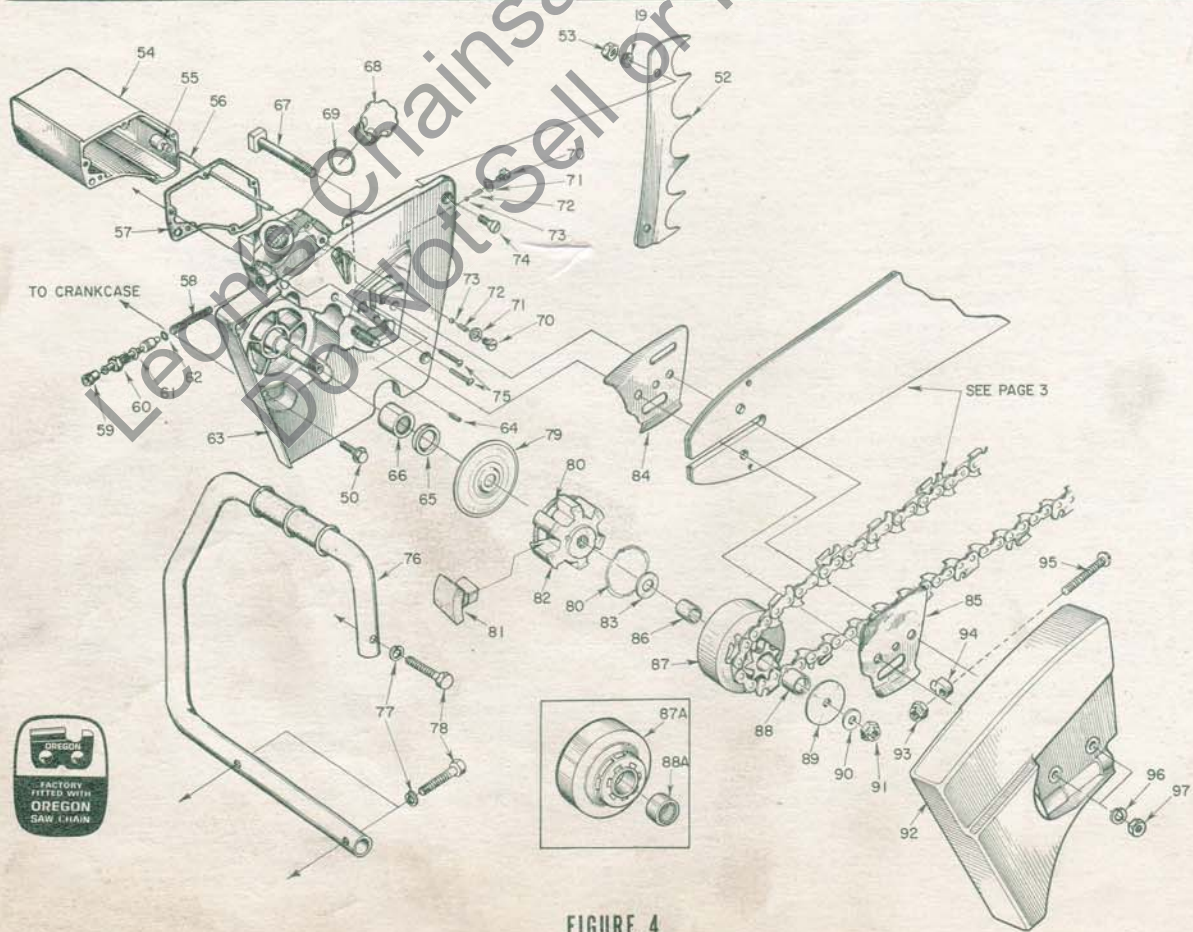
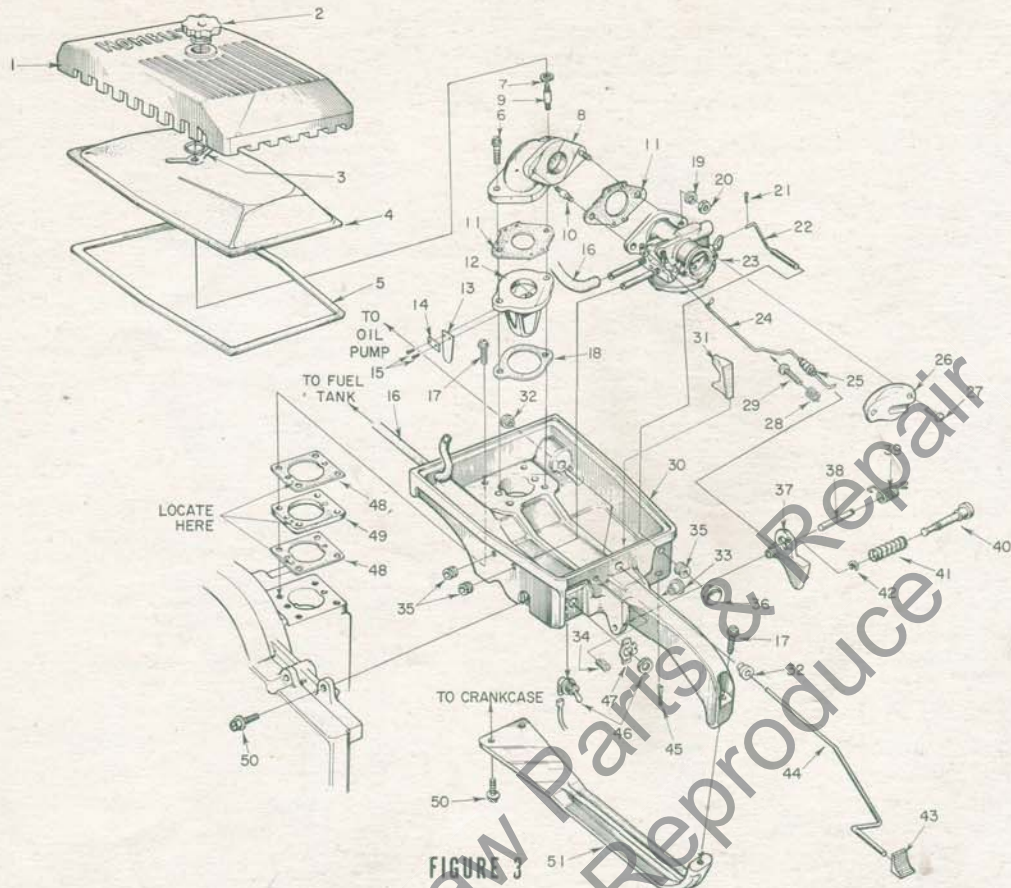


FIGURE 4

ALWAYS FURNISH MODEL AND SERIAL NUMBER WHEN ORDERING PARTS.

**You'll
SPEED WORK
and make
MORE MONEY
with...**

HOMELITE

SELF-PRIMING PUMPS



DEPENDABLE GENERATORS



POWERFUL ONE-MAN CHAIN SAWS



ONE-MAN CONCRETE VIBRATORS



ELECTRIC BUILDER'S HAMMERS



Printed in United States of America

Part. No. 23875

HOMELITE

A **textron** DIVISION

PORT CHESTER, N. Y.

Illustrated in **MINISPECTIVE** and
prepared by **PURNELL COMPANY, INC.**
Boston, Mass.