

# INSTRUCTIONS 24464 Rev.1

For Installing Fuel Line 68442 and Grommet 68046 from Fuel Tank to Carburetor Inlet

MODEL SERIES: XL-921, XL-923, XL-924

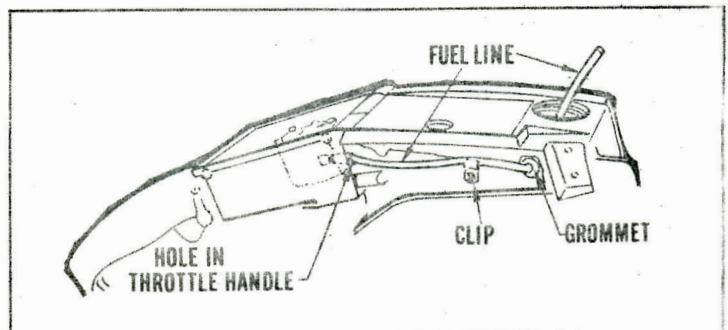
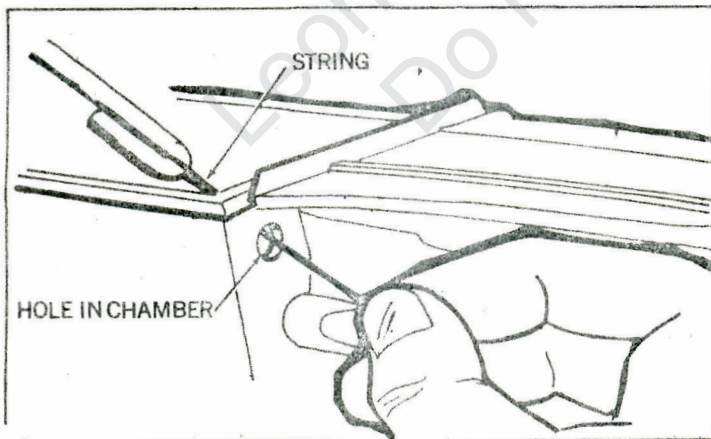
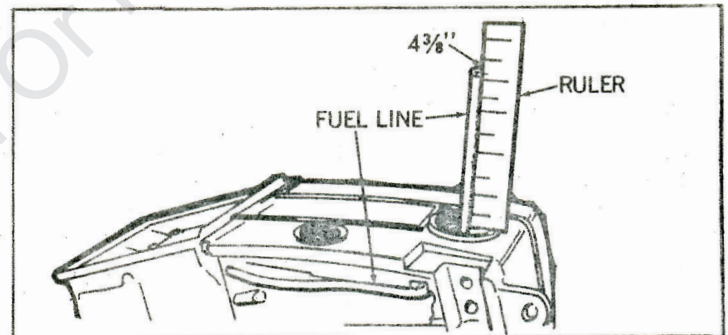
## EXPLANATION OF CHANGE:

Units have been improved by substitution of a one-piece fuel line which runs from the fuel filter at its fuel tank end to the carburetor inlet fitting.

NOTE: For easier installation of the one-piece fuel line, first remove the carburetor.

1. Remove the old fuel line and filter. Remove any burrs from the fuel outlet hole in the fuel tank.
2. Oil one end of the new fuel line and slip it onto the fuel inlet elbow of the carburetor.
  - a) Units with the large diameter fuel line hole in the carburetor chamber will require Bushing 68445 to seal the hole around the fuel line.
  - b) Oil the fuel line and slide the bushing onto and up the line until it meets the elbow on the carburetor.
3. Units with the small diameter fuel line hole in the carburetor chamber should use the "String" method for feeding the new line through the hole.
  - a) Double a piece of strong, thin string and thread the loose ends through the hole from inside the carburetor chamber.
  - b) Push about one inch of fuel line through the string loop and bend it back on itself, oil the bend in the fuel line and pull the string and fuel line through the hole.
  - c) Pull until the carburetor seats against the manifold.
4. Oil grommet 68046 and push it into place in the outlet hole in the fuel tank. Double a piece of strong, thin string and thread the loose ends through the grommet and into the fuel tank. Grab the loose ends and bring them out through the fuel cap opening. Using the "string" method as described before, pull the fuel line into the tank and out the fuel filler opening.
5. Pull until the line measures 4-3/8" from the top of the opening to the end of the line.

NOTE: The fuel line should be free of any sharp bends or kinks that would restrict fuel flow. This would especially occur at the grommets.



6. Attach the fuel line clip. Reassemble the fuel filter to the end of the new line and drop it back in the tank.

**HOMELITE**

Textron  
DIVISION

PORT CHESTER, N.Y. U.S.A.