



HOMELITE XL-900

SPECIFICATIONS

WEIGHT: 14½ lbs. (6,6 Kg)*

ENGINE:

Bore: 2.063" (52.4 mm)
 Stroke: 1,500" (38.1 mm)
 Displacement: 5.01 cubic" (82,1 cc)
 RpM: 6000 under load
 Compression: 8 : 1

CARBURETION:

Type: Tillotson all-position, external adjustments
 Fuel-oil mixture: 20 : 1
 Air filter: micro mesh filter with integral gasket

FUEL TANK: 2 Pints (1,14 Liter)

IGNITION:

Type: high tension magneto
 Moisture and dust proof
 Timing: 30 degrees advanced
 Breaker point setting: 0.015" (0,40 mm)

SPARK PLUG:

Champion CJ 6
 Gap setting: 0.025" (0,60 mm)

MUFFLER:

New quiet type with spark arrestor
 Chrome plated

CLUTCH:

Centrifugal with positive engagement

CHAIN:


Type: OREGON 72D, 3/8" Pitch
 Semi-chisel bit
 Sprocket: 8 tooth 3/8" Pitch
 Speed: 3000 feet per minute under load (15,5 meters per second)
 Oiling: automatic positive displacement pump

GUIDE BAR LENGTHS:

12" - 16" - 20" - 24"
 30" - 36" (30 - 91 cm)

* less bar and chain


HOMELITE



NEW FLAT SURFACE. No chance of bottom catching in branches while working. With ribbed pattern provides maximum strength. Handle takes all shocks on hard surface.




NEW ROUND HANDLE. Provides ease in operation in any position. Safety in use no need for operator to remove hands. Increases productivity no time is lost releasing hands when switching cutting position.



SIMPLE TO SERVICE. Takes only seconds to change felt fuel filter. Remarkable Micro Mesh Fibre air filter can be brushed clean or washed in straight Petrol.



NEW VIBRATION PRINCIPLE. Horizontal cylinder reduces damaging vibration. Precision balanced crankshaft gives smoother operation. Safety through less operator fatigue.



NEW STRONG CLUTCH. Designed to absorb greater shocks and stress. 3 Heavy shoes provide smooth engagement. "Fully floating" needle roller caged bearing with cadmium plating gives longer life.



TROUBLE-FREE AUTOMATIC OILER. Positive displacement geared pump gives 8 cc oil per minute to chain. No adjustments to get wrong. Balanced ratio chain oil to fuel tank running time provides minimum refueling.

Featuring an automatic chain oiler and extra large fuel tank, this new light-weight XL-900 is a universal saw with the power to meet the requirements of the professional tree-feller. It combines the light-weight and speed required by professionals for easy limbing and ample power in hand for felling and bucking of both soft and hard woods.

