

PRICE .35

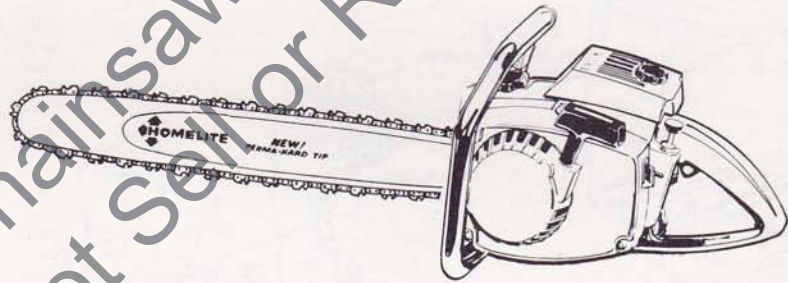
PARTS LIST

XL-12

SUPER XL-12

XL-15

HOMELITE®



Leon's Chainsaw Parts & Repair
Do Not Sell or Reproduce

XL

CHAIN SAWS

PART NO 23817A Rev 3

Printed in U.S.A.

1268

HOMELITE XL CHAIN SAWS

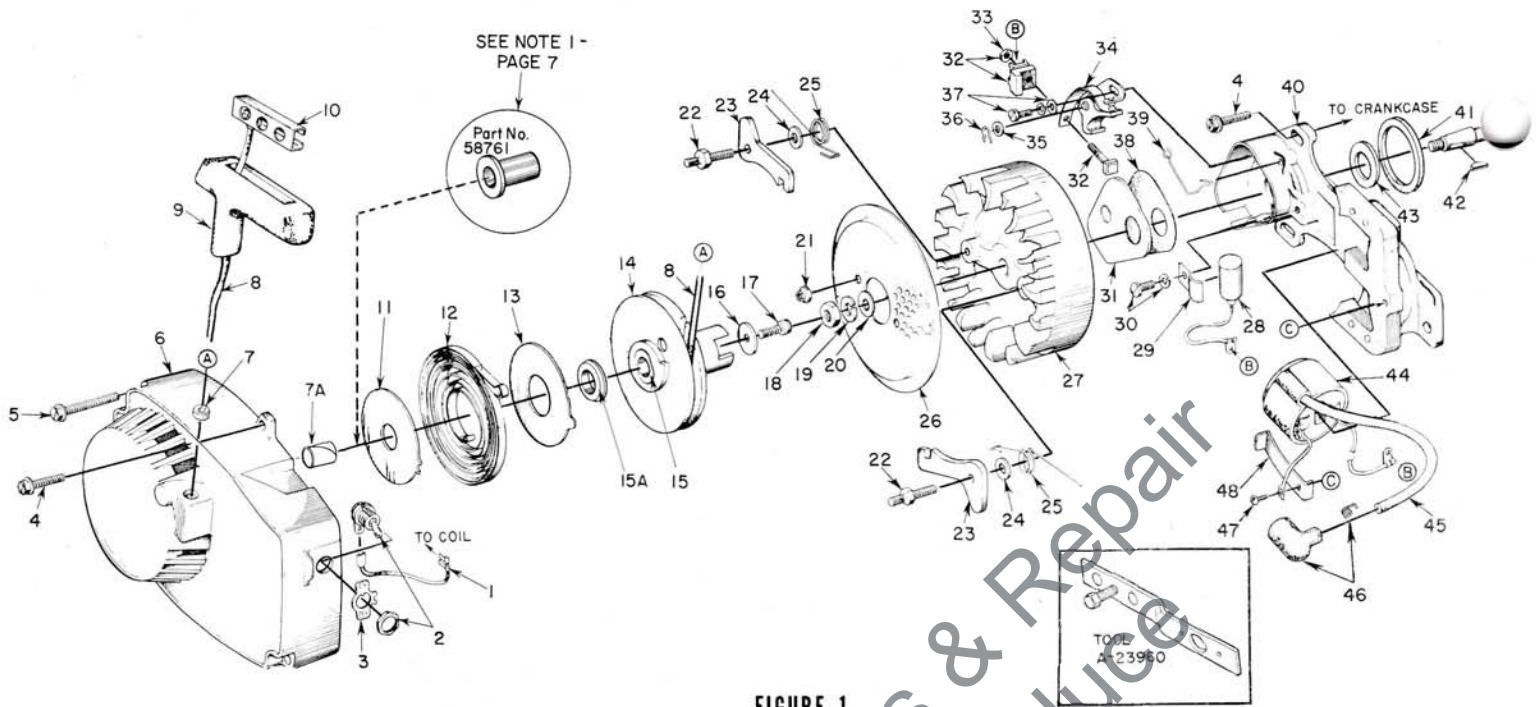


FIGURE 1

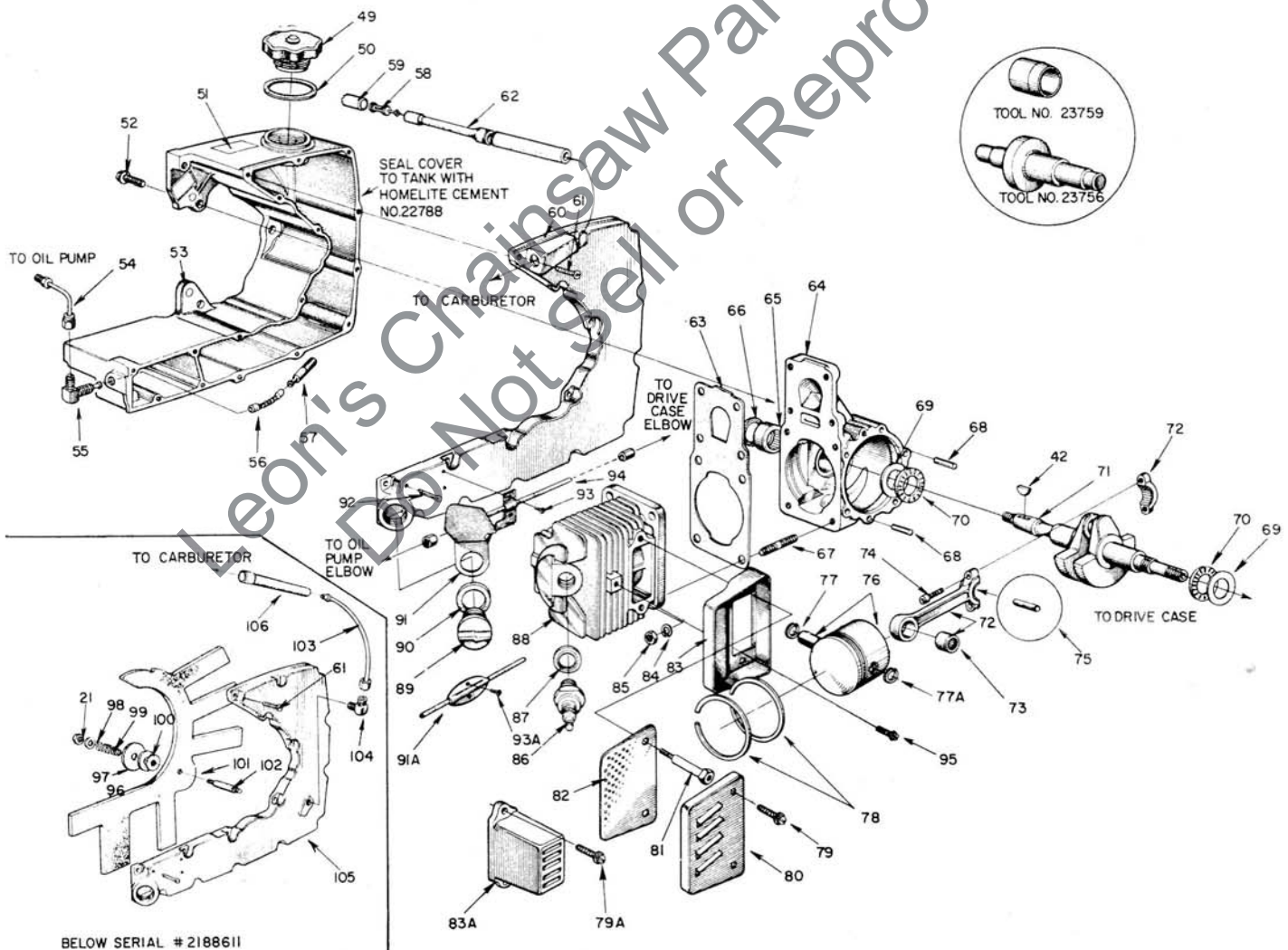


FIGURE 2

ALWAYS FURNISH MODEL AND SERIAL NUMBER WHEN ORDERING PARTS.

HOMELITE XL CHAIN SAWS

Parts used in each model are indicated by an (x) in the corresponding model column; a (✓) indicates an optional part available from your dealer.
Refer to NOTES on page 7

No.	Description	Part No.	XL 12		Qty.	No.	Description	Part No.	SUPER XL 12		Qty.		
			SUPER XL 12	XL 15					XL 12	SUPER XL 12		XL 15	
1	LEAD - ground w/terminal	A-59031	x	x	x	1	52	SCREW - shoulder, 1/4-20 (7)	63407	x	x	x	3
2	SWITCH - w/nut	A-57650-3	x	x	x	1	53	TANK - fuel (8)	58732-4	x	x	x	1
3	PLATE - "On - Off"	72085-A	x	x	x	1	54	LINE - oil	A-59014	x	x	x	1
4	SCREW - hex, 12-24 x 5/8	80676	x	x	x	4	55	VALVE - check	A-59010	x	x	x	1
5	SCREW - hex, 12-24 x 1 11/16	58963	x	x	x	3	56	LINE - oil filter	59000	x	x	x	1
6	HOUSING - fan (1)	A-64516	x	x	x	1	57	FILTER - oil	A-59009	x	x	x	1
7	Includes: BUSHING - rope	59313	x	x	x	1	58	FILTER ASSEMBLY	A-59251	x	x	x	1
7A	BUSHING - starter post	64443	x	x	x	1	59	Includes: FELT	59253	x	x	x	1
8	ROPE - starter	58806	x	x	x	1	60	COVER - tank	63740-1	x	x	x	1
9	GRIP - rope	58915	x	x	x	1	61	SCREW - rd., #6 x 1/2	80513	x	x	x	16
10	INSERT	58847	x	x	x	1	62	LINE - fuel, flexible	63744	x	x	x	1
11	SHIELD - spring (inner)	59638-A	x	x	x	1	63	GASKET	58513	x	x	x	1
12	SPRING - recoil	58764-A	x	x	x	1	64	CRANKCASE (9)	A-58799-D	x	x	x	1
13	SHIELD - spring (outer)	59639-A	x	x	x	1	65	Includes: BEARING	58956	x	x	x	1
14	PULLEY - starter	A-64446	x	x	x	1	66	SEAL	58688-A	x	x	x	1
15	Includes: LOCK - spring	64049-A	x	x	x	1	67	STUD	55871	x	x	x	4
15A	BUSHING - spring lock	64400	x	x	x	1	68	DOWEL - pin	63621	x	x	x	2
16	WASHER - retaining	58763	x	x	x	1	69	RACE - thrust bearing	58725	x	x	x	2
17	SCREW - hex, 10-32 x 1/2	80648	x	x	x	1	70	BEARING - needle thrust	58726	x	x	x	2
18	NUT - hex, 5/16-24	81117	x	x	x	1	71	CRANKSHAFT (28)	63497	x	x	x	1
19	WASHER - lock, 5/16	83002	x	x	x	1	72	ROD - connecting (29)	A-63477	x	x	x	1
20	WASHER - flat, 5/16	84056	x	x	x	1	73	Includes: BEARING	58724	x	x	x	1
21	NUT - lock, 10-32	81109-2	x	x	x	2	74	SCREW	80889	x	x	x	2
22	STUD - shoulder	58757-B	x	x	x	2	75	ROLLERS - needle (set of 31) (30)	A-63496	x	x	x	1
23	PAWL - starter	58756	x	x	x	2	76	PISTON & PIN - 1 3/4" bore (11)	A-58903-C	x	x	x	1
24	WASHER	58851	x	x	x	2		PISTON & PIN - 1 13/16" bore	A-59468-C	x	x	x	1
25	SPRING - starter finger	58758	x	x	x	2	77	Includes: RING - retaining	75120	x	x	x	1
26	SCREEN - starter	58765	x	x	x	1	77A	RING - retaining	64813	x	x	x	1
27	ROTOR - magneto	"W" 58809	x	x	x	1	78	PISTON RING - 1 3/4" bore	58877	x	x	x	2
	ROTOR - magneto	"P" 59857	x	x	x	1	79	PISTON RING - 1 13/16" bore	59436	x	x	x	2
28	CONDENSER (2)	"W" 63250	x	x	x	1	79A	SCREW - hex, 10-32 x 9/16	80825	✓	x	✓	2
	CONDENSER - w/clamp	"P" 59862	x	x	x	1	80	SCREW - hex, 12-24 x 3/4	80867	x	x	x	2
29	CLAMP - condenser	"W" 59822	x	x	x	1	81	CAP - muffler (12)	A-63246	✓	x	✓	1
30	SCREW GROUP - condenser	"W" 30261	x	x	x	1		STUD (12)	59065-A	✓	x	✓	2
	SCREW GROUP - condenser	"P" 57791	x	x	x	1		STUD	59891-A	✓	✓	✓	2
31	COVER - breaker box	"W" 58811	x	x	x	1	82	BAFFLE	59050	✓	✓	✓	1
	COVER - breaker box	"P" 59864	x	x	x	1	83	BODY - muffler (3 holes) (13)	A-59049-A	✓	✓	✓	1
32	TERMINAL BLOCK GROUP	"W" A-58934	x	x	x	1		BODY - muffler	A-59895-A	✓	✓	✓	1
33	NUT (only) - terminal	"P" 55982	x	x	x	1	83A	MUFFLER	58584-2	x	x	x	1
34	POINT SET - w/felt	"W" A-58914	x	x	x	1	84	WASHER - lock, 1/4	83009	x	x	x	4
35	Includes: WASHER - point	"W" 28028	x	x	x	1	85	NUT - 1/4-28	81065-2	x	x	x	4
36	CLIP - post	"W" 28008	x	x	x	1	86	SPARK PLUG (24)	63710-S	x	x	x	1
34	POINT SET - w/felt and terminal block	"P" A-59861	x	x	x	1	87	Includes: GASKET	25038	x	x	x	1
37	SCREW GROUP - points	"W" 76421	x	x	x	1	88	CYLINDER - 1 3/4" bore (14)	58706-4	x	x	x	1
	SCREW GROUP - points	"P" 57749	x	x	x	1		CYLINDER - 1 13/16" bore	58706-B1	x	x	x	1
38	GASKET - cover	"W" 58810	x	x	x	1	89	CAP - oil filler	A-64310	x	x	x	1
	GASKET - cover	"P" 59865	x	x	x	1		CAP - oil filler, slotted type	A-56580-1	✓	✓	✓	1
39	SPRING - cover (clip)	"W" 76413	x	x	x	1	90	Includes: GASKET	56607	x	x	x	1
	SPRING - cover (clip)	"P" 59866	x	x	x	1	91	SHIELD	59559	✓	✓	✓	1
40	BOX - breaker (4)	"W" 58875-A	x	x	x	1	91A	PLATE	59016-2	x	x	x	1
	BOX - breaker	"P" 59859	x	x	x	1	92	PIN - cotter	86301	x	x	x	1
41	GASKET	59538	x	x	x	1	93	SCREW - pan, 4-40 x 3/16	80658	✓	✓	✓	2
42	KEY - rotor	75078	x	x	x	1	93A	SCREW - pan, 4-40 x 1/4	80919	x	✓	✓	2
43	SEAL - felt (5)	59760	x	x	x	1	94	LINE - oil	A-59012	x	x	x	1
44	COIL	"W" 58874	x	x	x	1	95	SCREW - pan, 12-24 x 1/2	80963	x	x	x	1
	COIL	"P" 59860	x	x	x	1	96	WASHER - flet	59457	x	x	x	1
45	LEAD - high tension	58966	x	x	x	1	97	WASHER - wick	58866	x	x	x	1
46	TERMINAL (24)	A-33055	x	x	x	1	98	WASHER - flat, #10	84003-1	x	x	x	1
47	SCREW - coil clip	"W" 58872	x	x	x	1	99	SPRING - compression	58867	x	x	x	1
	SCREW - coil clip	"P" 55977	x	x	x	1	100	GASKET	58865	x	x	x	1
48	CLIP - coil retaining (6)	"W" 63726	x	x	x	1	101	WICK - fuel	58862	x	x	x	1
	CLIP - coil retaining	"P" 59863	x	x	x	1	102	STUD - wick	58519	x	x	x	1
49	CAP - fuel filler (10)	A-64140-1	x	x	x	1	103	LINE - fuel, formed	A-59007	x	x	x	1
50	Includes: GASKET	65358	x	x	x	1	104	ELBOW - fuel line	58995	x	x	x	1
	VALVE - vent (not shown)	63718	x	x	x	1	105	COVER - fuel tank	58739-3	x	x	x	1
51	DECAL - caution	64144	x	x	x	1	106	LINE - fuel (3)	58958	x	x	x	1

*Denotes new parts

Ignition Type - "W" indicates Wico, "P" indicates Phelon
DO NOT INTERCHANGE PARTS

ALWAYS FURNISH MODEL AND SERIAL NUMBER WHEN ORDERING PARTS.

HOMELITE XL CHAIN SAWS

Parts used in each model are indicated by an (x) in the corresponding model column; a (✓) indicates an optional part available from your dealer.

Refer to NOTES on page 7

No.	Description	Part No.	XL 12			Qty.	No.	Description	Part No.	SUPER XL 12			Qty.
			XL 12	SUPER XL 12	XL 15					XL 12	SUPER XL 12	XL 15	
1	GASKET	58537-A	x	x	x	2	* 41 KIT - bumper	A-59043	✓	✓	x	1	
2	SPACER - carburetor	58780	x	x	x	1	41A Includes: SCREW - hex, 12-24 x 3/4	80867	✓	✓	x	2	
3	LINE - fuel (3)	63744	x	x	x	1	42 NUT - 12-24	81068	✓	✓	x	2	
4	CARBURETOR (15)	A-58767-C	x	x	x	1	43 WASHER - lock, #12	83056	✓	✓	x	2	
* 5	CARBURETOR - alternate	A-65962	x	x	x	1	44 SCREW - socket, 1/4-20 x 1	80428	x	x	x	1	
5	PIN - cotter	86324	x	x	x	1	45 HANDLE BAR	A-58793	x	x	x	1	
6	ROD - choke	A-58826	x	x	x	1	46 FITTING - oil	56707	x	x	x	1	
7	COVER - air filter	58773-5	x	x	x	1	47 GASKET (19)	83355	x	x	x	1	
8	NUT - cover	A-58882	x	x	x	1	48 DRIVECASE	A-58925-A	x	x		1	
9	RING - retaining	58319-A	x	x	x	1	* DRIVECASE	A-65560			x	1	
10	FILTER ELEMENT (31)	63589	x	x	x	1	49 Includes: SEAL	58688-A	x	x	x	1	
11	GASKET - mounting stud	58392-1	x	x	x	1	50 BEARING	58956	x	x	x	1	
12	BRACKET - cover	A-58818-A	x	x	x	1	51 BOLT - guide bar	58753	x	x	x	2	
13	ROD - throttle	58836	x	x	x	1	52 SCREW - guide bar adjusting	86225	x	x	x	1	
14	BOOT - rod	58348	x	x	x	1	53 PIN - bar adjusting	58783-1	x	x	x	1	
15	WASHER - lock, #10	83046	x	x	x	2	54 NUT - lock, 1/4-20	81108	x	x	x	1	
16	SCREW - hex, 10-32 x 2 1/4	80481	x	x	x	2	55 SCREW - hex, 12-24 x 9/16	80899	x	x	x	5	
17	PIN - throttle lock	58924	x	x	x	1	56 COVER - clutch (27)	63051-1	x	x	x	1	
18	SPRING - lock	58405	x	x	x	1	57 SHOE - clutch (27)	63052	x	x	x	3	
19	COVER - handle	A-59213	x	x	x	1	58 BACK PLATE (27)	63053-1	x	x	x	1	
	Includes: BUSHING - pin (not shown)	59064	x	x	x	1	59 SPRING - clutch (27)	63034	x	x	x	3	
20	SCREW - pan, 8-32 x 1/2	80560	x	x	x	2	60 BRACKET - handle bar (20)	59246-3	x	x	x	1	
21	RING - retaining	58409	x	x	x	1	61 PLATE - guide bar (inner)	58781	x	x	x	1	
22	TRIGGER - throttle	58859	x	x	x	1	62 PLATE - guide bar (outer)	58782	x	x	x	1	
23	SCREW - hex, 12-24 x 7/8	80891	x	x	x	5	63 SPRING - guide bar	64448	x	x	x	1	
24	GROMMET	58362	x	x	x	1	64 NUT - 5/16-18	81196	x	x	x	2	
25	BUTTON	57289-1	x	x	x	2	65 COVER - drivecase	58750-2	x	x		1	
26	VALVE - check	A-59011	x	x	x	1	66 NUT - 3/8-24	81192	x	x		1	
27	HANDLE - throttle	A-59507-A	x	x	x	1	67 WASHER - flat, 3/8	84010-1	x	x		1	
	Includes: PLUG (16)	63303	x	x	x	1	68 WASHER - thrust (outer)	58926	x	x		1	
	PLUG	71505	x	x	x	1	69 WASHER - thrust (outer) (32)	58833	✓	✓		1	
	PIN - cotter	86301	x	x	x	1	69 SPROCKET & DRUM (21)						
	FELT	63290	x	x	x	1	Standard - 3/8" pitch, 7 tooth	A-59552	x	x		1	
28	GROMMET - "Hi - Lo"	59058	x	x	x	1	Optional - 3/8" pitch, 8 tooth	A-63346	✓	✓		1	
29	SPRING	59295	x	x	x	1	.404 pitch, 7 tooth	A-59555	✓	✓		1	
30	PLUNGER	A-57834-10	x	x	x	1	Includes: BEARING - needle (22)	72311	x	x		1	
31	Includes: "O" RING	74388	x	x	x	1	BEARING - needle (unit cage) (32)	64124	✓	✓		1	
32	"O" RING	59074	x	x	x	1	New "Splined" type (not shown)						
33	REED	58775	x	x	x	1	* HUB & DRUM (32)	A-65990	✓	✓		1	
34	SPRING - reed	59053	x	x	x	1	SPROCKET - "Splined"						
35	STOP - reed	59421	x			1	Rim Type - 3/8" pitch, 7 tooth	OM68210	✓	✓		1	
	STOP - reed	58775	x			1	.404 pitch, 7 tooth	OM10513	✓	✓		1	
36	SCREW - pan, 4-40 x 3/16	80658	x	x	x	2	71 RACE - inner (23)	55584	x	x		1	
37	SCREW - idle, 5/16-18 (17)	63302	x	x	x	1	RACE - inner (32)	65746	✓	✓		1	
38	SCREW - idle, 10-32 (17)	59310	x	x	x	1	72 WASHER - thrust (inner)	58833	x	x		1	
39	SPRING (18)	59319	x	x	x	1	73 COVER - clutch (27)	58751-1	x	x	x	1	
40	SCREW - hex, 12-24 x 3/4	80867	x	x	x	4	74 SHOE - clutch (27)	58928-1	x	x		3	
							SHOE - clutch	58928-1			x	6	
							75 SPIDER - clutch (27)	58927-1	x	x	x	1	
							76 SPRING - clutch (27)	55123-C	x	x	x	2	

*Denotes new parts

SPECIAL TOOLS (available on order)

A-23937-B	COMBINATION WRENCH (25)	A-23949	PLUG - piston pin removal
A-22808	COMBINATION WRENCH (25)	23800	TOOL - seal assembly (crank and drivecases)
22828	PLIERS - piston snap ring	A-23960	REMOVER AND LOCKING BRACKET - rotor
23528	WRENCH - socket screw (conn. rod)	A-23696	REMOVER - threaded spider (27)
23756	BEARING ASSEMBLY AND DISASSEMBLY - conn. rod	A-23934	CLUTCH SPANNER WRENCH (27)
23757	BEARING ASSEMBLY AND DISASSEMBLY - drive and crankcases		GEAR DRIVE MODELS
23819	PLUG - needle bearing (sprocket)	23665	PLIERS - planetary snap ring
-----	BEARING PULLER - clutch drum (#A-78 Snap-On or equivalent)	23772	BEARING ASSEMBLY & DISASSEMBLY - planetary follower
23758	SEAL ASSEMBLY - drive and crankcases	A-23792	SPROCKET HOLDER
23759	SLEEVE - crankshaft assembly	23773	BEARING ASSEMBLY - clutch drum

PAINT

23318	SPRAY CAN - blue
22771	SPRAY CAN - red
23343	SPRAY CAN - green
23560	SPRAY CAN - white

ALWAYS FURNISH MODEL AND SERIAL NUMBER WHEN ORDERING PARTS.

HOMELITE XL CHAIN SAWS

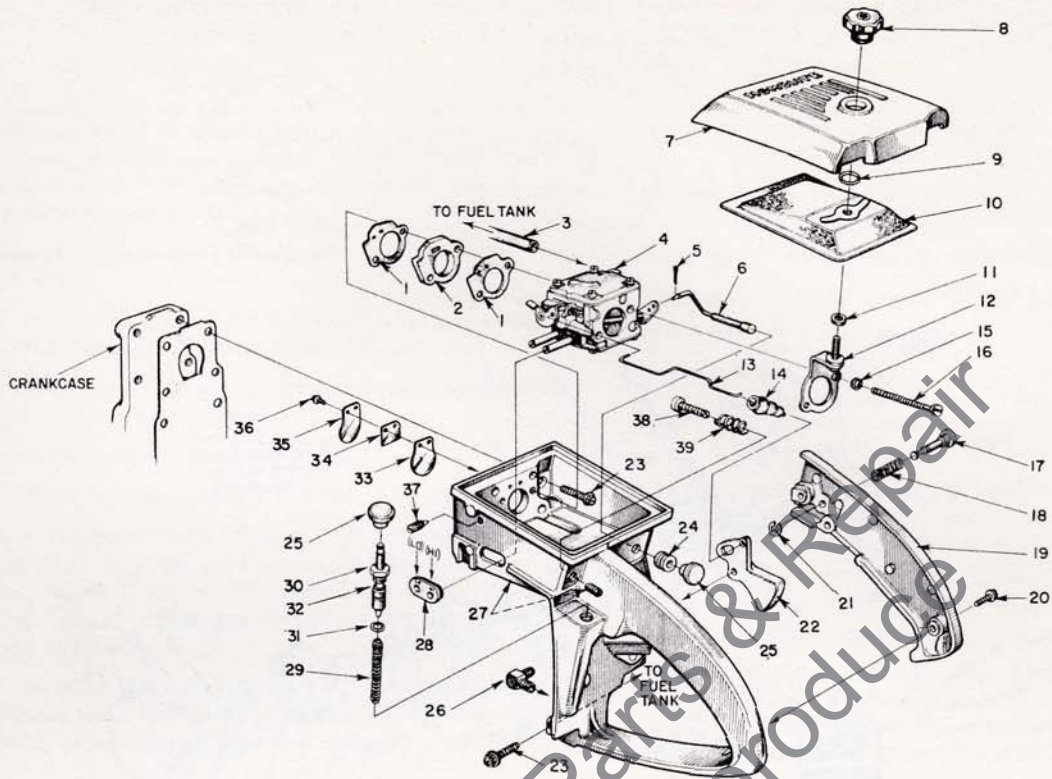


FIGURE 3

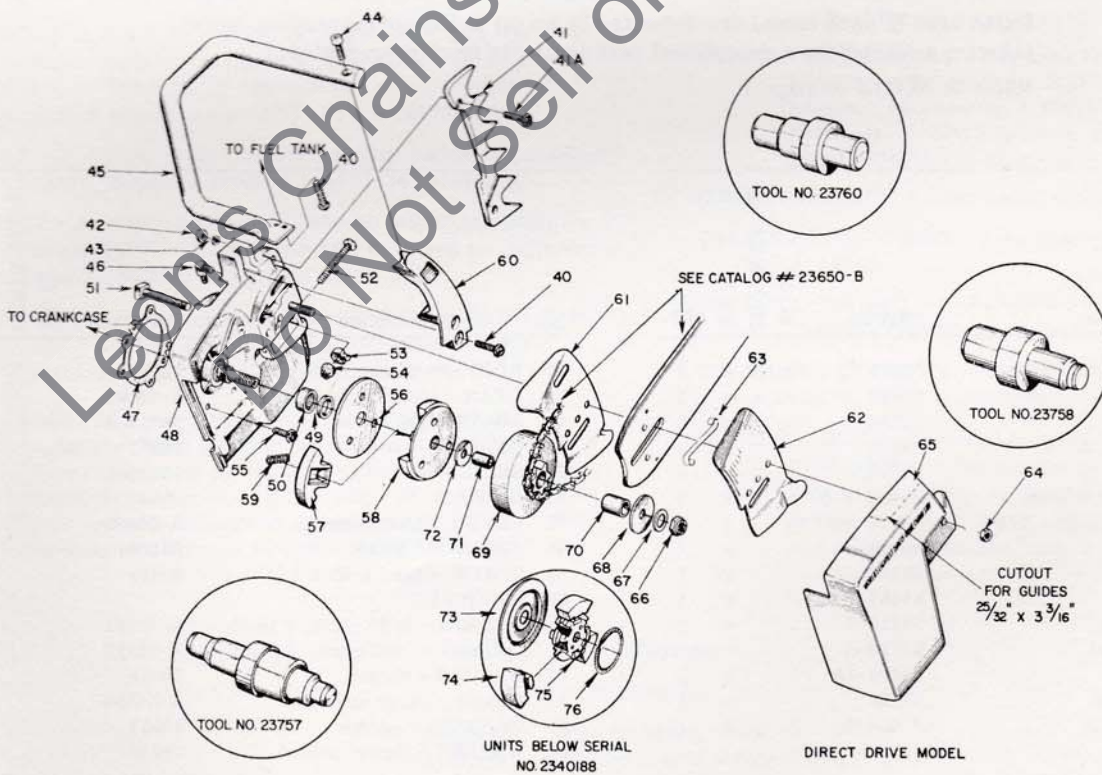


FIGURE 4

ALWAYS FURNISH MODEL AND SERIAL NUMBER WHEN ORDERING PARTS.

HOMELITE XL CHAIN SAWS

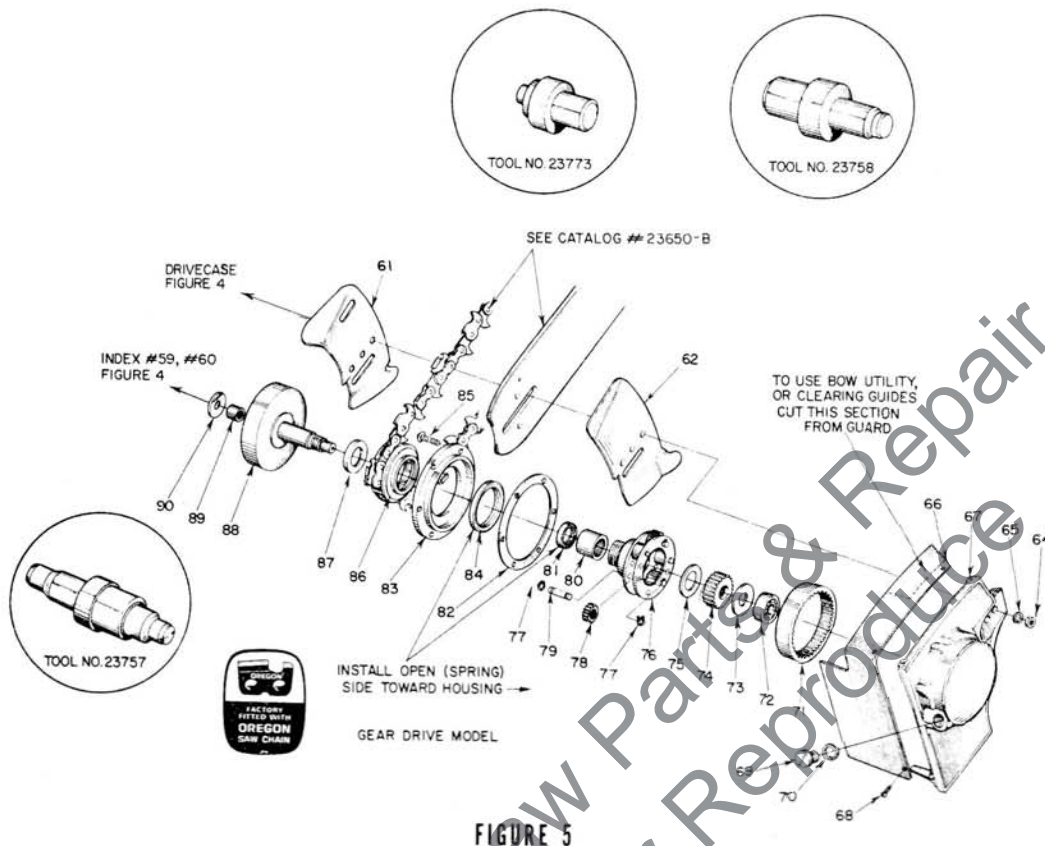


FIGURE 5

Parts used in each model are indicated by an (x) in the corresponding model column; a (✓) indicates an optional part available from your dealer.

Refer to NOTES on page 7

No.	Description	Part No.	SUPER XL 12			Qty.	No.	Description	Part No.	SUPER XL 12			Qty.
			XL 12	SUPER XL 12	XL 15					XL 12	SUPER XL 12	XL 15	
61	PLATE - guide bar (inner)	58781	x	x	x	1	77	RING - retaining	29270		x	6	
62	PLATE - guide bar (outer)	58782	x	x	x	1	78	GEAR - planet w/bearing	A-59062		x	3	
64	NUT - 5/16-18	81196	x	x	x	2	79	SHAFT - gear	58953-A		x	3	
65	WASHER - lock, 5/16	84056			x	2	80	BEARING - needle	58952		x	1	
66	GUARD - chain	59071			x	1	81	SEAL	56134-1		x	1	
67	HOUSING - gear w/pins	A-59078-3			x	1	82	GASKET	58947		x	1	
68	SCREW - pan, 10-32 x 3/8	80579			x	3	83	COVER - gear housing	A-59085		x	1	
69	CAP - oil filler	58482			x	1	84	Includes: SEAL	58126		x	1	
70	GASKET	55107			x	1	85	SCREW - pan, 6-32 x 1/2	80630		x	6	
71	GEAR - ring	58107			x	1	86	SPROCKET					
72	BEARING - ball	58120-S			x	1		Standard - 3/8" pitch, 8 tooth	A-59021		x	1	
73	WASHER - thrust	58118-A			x	as req'd.		Optional - .404 pitch, 8 tooth	A-59297		✓	1	
74	GEAR - sun	58109-1A			x	1	87	WASHER - thrust	58949		x	1	
75	WASHER - thrust	59081			x	1	88	SHAFT - drive w/drum	A-58955		x	1	
76	CARRIER - planet	A-59083			x	1	89	BEARING - needle	58951		x	1	
							90	WASHER - thrust (inner)	59219		x	1	

ALWAYS FURNISH MODEL AND SERIAL NUMBER WHEN ORDERING PARTS.

HOMELITE XL CHAIN SAWS

NOTES

- (1) HOUSING - A-64516 (w/Starter Post Bushing) supersedes A-59562, A-59290 and A-58803-1. Earlier units using A-58803-1 Housing must be used with removable Flanged Bearing 58761.
- (2) CONDENSER - 63250 supersedes 58817 in Wico ("W") system.
- (3) LINE - 58958 (with Carburetor end expanded) supersedes 58997 in units below serial #2188611.
- (4) BOX - 58875-A (with recess in Crankcase side) supersedes 58875, recess accomodates Felt Seal.
- (5) SEAL - 59760 used only in 58875-A Box.
- (6) CLIP - 63760 supersedes 58873 in Wico ("W") system.
- (7) SCREW - (shoulder) 63407 requires 1/4" holes in Fuel Tank ("F" drill), and 1/4-20 tapped holes in Crankcase. Screw 80867 used to mount early Tanks (3/16" holes) to early Crankcase with 12-24 threads. See NOTE 8 & 9.
- (8) TANK - (service replacement) has 1/4" mounting holes, requires three 1/4-20 x 3/4 Screws (63407) and mating 1/4-20 tapped holes in Crankcase. See NOTE 7 & 9.
- (9) CRANKCASE - (service replacement) has three 1/4-20 tapped holes for Tank mounting Screws. Early Crankcase with 12-24 threads may be tapped out. See NOTE 7 & 8.
- (10) CAP - A-64140-1 supersedes A-59956 with 56865-1 Valve.
- (11) PISTON & PIN - A-58903-A or A-59468-A uses one Retaining Ring (#77), early PISTON & PIN requires two (#77) Rings. A-58903-B and -C or A-59468-B and -C requires one (#77) and one (#77A) Ring.
- (12) CAP - A-63246, (with reinforcing plate inside) supersedes 59051, requires 59065-A Stud (1/16" shorter).
- (13) BODY - A-59049-A requires Cylinder with 2 mounting holes (58706-B1); A-59049 still required on Cylinder with 2 mounting holes. See NOTE 14.
- (14) CYLINDER - (service replacement) 58706-B or 58706-B1 has 3 Muffler mounting holes. A-59049-A Body recommended, A-59049 can be used. See NOTE 13.
- (15) CARBURETOR - A-58767-C supersedes A-58767-B, A-58767-A, and A-58767; supplied with Idle Stop Screw and Spring (internal idle adjustment), remove these parts when using either index #37 or #38 with #39. Refer to Carburetor Parts List #23766-C. Use Repair Parts Kit #58972, Gasket Set #58971.
- (16) PLUG - 63303 (5/16-18) plugs tapped holes for index #37, 71505 (10-32) plugs hole for index #38.
- (17) SCREW - 63302 used with A-58767-C Carburetor only. 59310 requires Spring 59319.
- (18) SPRING - 59319 required with 59310 Screw.
- (19) GASKET - 63355 supersedes "O" RING.
- (20) BRACKET - 59246-3 supersedes 58766.
- (21) SPROCKET & DRUM - A-59552 (with Needle Bearing) supersedes A-58797 (with Sleeve Bearing), see NOTE 23. A-59555 (with Needle Bearing) supersedes A-59309 (with Sleeve Bearing), See NOTE 23.
- (22) BEARING - 72311 Needle Bearing required with A-59552 and A-59555 Sprocket & Drum, See NOTE 23. 58784 Sleeve Bearing required with A-58797 and A-59309 Sprocket & Drum, See NOTE 23.
- (23) RACE - 55584 required with 72311 Needle Bearing. 58737 required with 58784 Sleeve Bearing.
- (24) SPARK PLUG - 63710-S (CJ-8) Plug available only with standard Electrodes - use A-33055 Terminal. 58917-S (TJ-8J) Plug and 59558-S (UTJ-11P) Plug with Platinum Electrodes use 58918 Cover and 58919 Spring.
- (25) COMBINATION WRENCH - A-23937-B Wrench is used with 63710-S Plug. A-22808 is used with 58917-S and 58558-S Plugs.
- (26) SPARK ARRESTOR - When A-63500 is used with A-63080 Noise Suppressor use 63503-1 Stud Shim (.060) without A-63080 use 63503 Stud Shim (.030).
- (27) CLUTCH ASSEMBLY - For units below serial #2340188 order parts as illustrated or convert Clutch Assembly by ordering A-63608 Clutch and Cover Assembly. A-23696 Remover used on units below serial #2340188, A-23934 used for later units.
- (28) CRANKSHAFT - Units below serial #2079523 use 58439.
- (29) CONNECTING ROD - Units below serial #2079523 use A-58769.
- (30) ROLLERS, SET - Units below serial #2079523 use A-58864 (28 rollers per set).
- (31) FILTER ELEMENT - A-63589 supersedes 58774-1. Gasket 58884 is still available for 58774-1 Filter.
- (32) HUB & DRUM - Optional index #68, #70, #71, and A-65990 Hub & Drum must be used as a complete set. Kit A-67090, containing these parts, is available at your dealer. Sprocket of desired pitch must also be ordered.

ACCESSORIES

A-63442	EXCHANGER - heat
A-63080	SUPPRESSOR - noise (26)
A-63500	SPARK ARRESTOR (26)
A-59681	KIT - planetary drive (3/8" pitch)



HOMELITE

A **textron** DIVISION • PORT CHESTER, NEW YORK

Leon's Chainsaw Parts & Repair
Do Not Sell or Reproduce