

HOMELITE

GEAR DRIVE CHAIN SAW


SUPER 77



PRODUCTION PROVEN SAW!


NEW... Extra-heavy chrome-plated cylinder for longer service life.

NEW... Vertical Micro-mesh air filter for easy cleaning and freer breathing.



NEW... Larger fuel tank with 3-point mounting and more rugged fasteners.

**BUILT FOR RUGGED
PRODUCTION CUTTING.**




**New! More powerful Gear Drive Chain Saw
For Pulpwood and Saw Log Production.**

SUPER 77

HOMELITE

SPECIFICATIONS

- ENGINE** ● Homelite Two Cycle (Loop Scavenged)
- FUEL TANK CAPACITY** ● 48 oz. with pressure sensitive replaceable automatic vent.
- FUEL TYPE AND MIXTURE** ● Regular gasoline mixed with HOMELITE OIL or SAE 30 motor oil 16:1 (½ pint per gallon).
- FUEL FILTERS** ● All-Position Felt Pick-up in fuel tank, wire mesh screen in carburetor.
- AIR FILTER** ● Vertical, micro-mesh.
- CARBURETOR** ● Tillotson All-Position Diaphragm with integral fuel pump and fuel strainer.
- STARTER** ● Homelite Recoil Positive Engagement.
- INTAKE VALVE** ● High Performance Pyramid Reed.
- MAGNETO** ● High tension — water and dust proof with protected coil.
- BREAKER POINT SETTING AND LOCATION** ● .015" — protected in sealed box under flywheel.
- IGNITION TIMING** ● 32° BTDC Static.
- SPARK PLUG TYPE AND GAP** ● Champion HO8A — .025".
- THROTTLE CONTROL** ● Trigger in handle with throttle lock.
- GOVERNOR** ● Air vane compression spring type, calibrated to prevent overspeeding when saw is out of cut.
- BORE** ● 2¾".
- STROKE** ● 1¾".
- DISPLACEMENT** ● 5.8 cubic inch.
- ENGINE SPEED** ● Under load — 6000-6500 RPM —
No load — 7500-8000 RPM.
- CLUTCH ENGAGING SPEED AND TYPE** ● 2700 RPM — 6 shoe, double spring centrifugal w/Bronze bearing.
- BEARINGS** ● Anti-friction Needle and Ball Bearings.
- MUFFLER** ● Spark arrestor.
- SPROCKET** ● 8 Tooth, ½" Pitch.
- GEAR RATIO** ● 2.84 to 1.
- GEAR LUBRICANT** ● SAE 90 Gear oil.
- CHAIN TYPE** ● ½" Pitch #10 Mark Chipper.
- CHAIN SPEED UNDER LOAD** ● 1408 Feet per Minute.
- CHAIN OILER TYPE AND CAPACITY** ● Positive Manual 6 oz. reservoir w/filter.
- WEIGHT LESS BAR AND CHAIN** ● 22 lbs.
- BAR SIZES** ● 14, 16, 19, 23, 28 straight bars.
- HANDLE BAR TYPES** ● Flush cut, or wrap-around.
- ATTACHMENTS** ● Bow, Clearing, and Utility Guides.



HOMELITE A **Textron** DIVISION PORT CHESTER, N.Y. U.S.A.