



BRANCH SERVICE MEMO NO. 440

DEALER SERVICE MEMO NO. 189

Distribution: List Nos. 5 & 8

TO: All Branches and Chain Saw Dealers

SUBJECT: Throttle Opening Spring

DATE: 1/3/63

A heavier throttle opening spring #58569 is now available for all non-governed saws which used throttle opening spring #75756 previously.

The new spring #58569 may be used on the following carburetors when used on non-governed saws:

<u>Part Number</u>	
<u>Homelite</u>	<u>Tillotson</u>
A-56484	HL46B
A-57012	HL62AX
A-57440	HL104A

Please mark your carburetor sheets accordingly.

Robert S. Townsend
Ass't. Service Manager

bn



Distribution: List Nos. 5 & 8

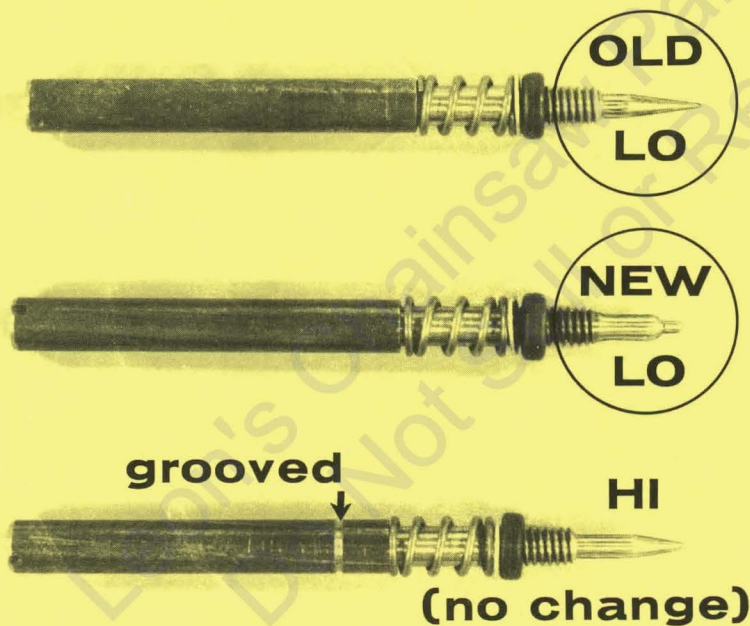
TO: All Branches and Chain Saw Dealers

SUBJECT: C-5 Carburetor Change

DATE: 2/1/63

Effective with S/N 1369597 all C-5 chain saws will use carburetor #A-58360-A (HL-141B), the same carburetor used on C-7 and C-9 models. This carburetor will be supplied for service of all C-5 units.

The major difference between #A-58360-A and #A-58360 is the shape of the idle mixture adjusting needle (see illustration). The high speed or main adjusting needle is still identified by the grooved shank.



Starting instruction decal #58679-A will be used for service of all "C" series saws. Mark your parts lists accordingly.

Robert S. Townsend

Robert S. Townsend
Ass't. Service Manager



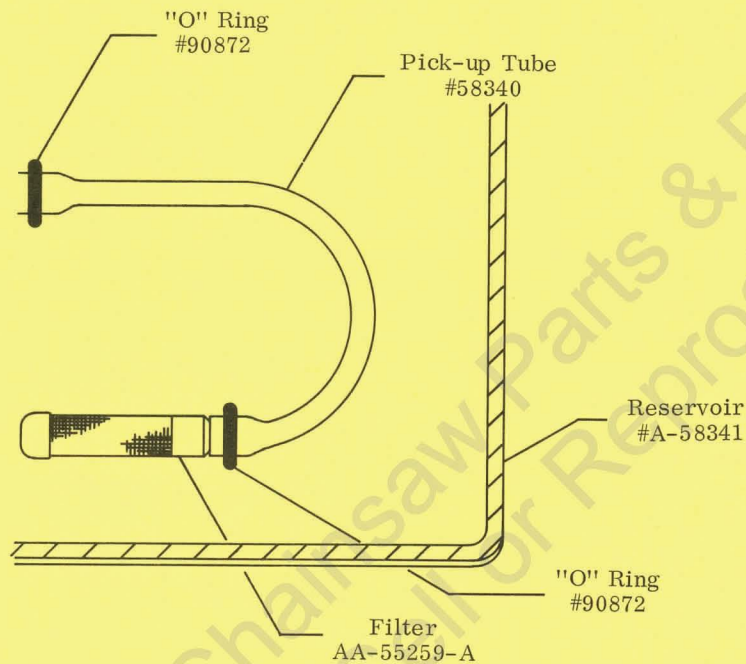
Distribution: List Nos. 5 & 8

TO: All Branches and Chain Saw Dealers

SUBJECT: Chain Oilers

DATE: 3/28/63

UNITS AFFECTED: C-5, C-7, C-9



Factory installed on

C-5 from #1411055

C-7 from #1410782

C-9 from #1408836

We have ordered molded rubber tubing for the oil pick-up tube in C chain saws. This tubing will be similar to (but shorter than) the flexible fuel line inside the tank. The fitting on one end and the strainer on the other end will be flared for firm attachment.

Until the new tubing becomes available (in about six weeks) we are using two small O-rings Homelite Part No. 90872, as shown above, to keep the old pick-up tube from becoming detached or split.

A supplement to this service memo will be sent to you as soon as the new tube and fittings become available.

In the meantime, use O-ring 90872 as required.

Walter N. Herold
Service Manager



Distribution: List Nos. 5 & 8

TO: All Branches and Chain Saw Dealers

SUBJECT: Sprocket Lock Nut (Direct Drive Saws) Spider Lock
Nut (Gear Drive Saws)

DATE: 4/1/63

UNITS AFFECTED: All Chain Saws

To simplify service, flex lock nut #81192 (3/8 - 24 thd. 5/8" across the flats) replaces flex lock nut #81116 (3/8 - 24 thd. 9/16" across the flats).

This change will allow the use of combination wrench #22808 when changing direct drive sprockets in the field. This change will also apply to gear drive clutch spider lock nuts for standardization purposes.

Please change your parts lists accordingly.

Walter N. Herold
Service Manager

dm



Distribution: List Nos. 5, 8 & 9

TO: All Branches, Chain Saw and Industrial and Construction
Equipment Dealers

SUBJECT: Heli-Coil Shop Packets

DATE: 4/10/63

A Heli-Coil Shop Packet for 12 - 24 thread repair is now available from stock.

Order Part No. A-23723 which includes the tap, inserting tool and a supply of inserts P/N 56604. Inserts are also available separately.

For your convenience the following Shop Packets are also available:

<u>Thread Size</u>	<u>Packet Part No.</u>	<u>Individual Insert Part No.</u>
6 - 32	A-23071	#23529 -- .207" long
8 - 32	A-23072	#23060 -- 1/4" long
10 - 24	A-23073	#73610 -- 3/8" long
1/4 - 20	A-22922	#61208 -- 1/4" long #41510 -- 3/8" long #73415 -- 1/2" long
5/16 - 18	A-22923	#73062 -- 5/16" long #41740 -- 15/32" long
3/8 - 16	A-22924	#41741 -- 9/16" long
12 - 24	A-23723	#56604 -- .324" long
10 - 32	A-23519	#23063 -- 9/32" long
8 - 32, 10 - 32, 1/4 - 20	A-23523	See Above

Robert S. Townsend

Robert S. Townsend
Ass't. Service Manager



HOMELITE

a division of Textron Inc.

BRANCH SERVICE MEMO NO. 449-CS

DEALER SERVICE MEMO NO. 194

Distribution: List Nos. 5 & 8

TO: All Branches and Chain Saw Dealers

SUBJECT: Mufflers

DATE: 4/15/63

UNITS AFFECTED: "C" Series

The following changes have been incorporated in Production models of the C-7 above Serial No. 1420841 and C-9 above Serial No. 1420956.

1. Muffler Baffle #58423-A supersedes #58423. The 1/8" diameter holes have been relocated in the baffle.
2. Muffler Cap #58425. The diameter of the two mounting holes has been reduced to provide maximum seating area for muffler tubes #58424-A.
3. Muffler Tube #58424-A supersedes #58424. Tube wall thickness increased to allow more fastening torque (50 - 60 in. lbs.).
4. Screw #80881 (hex. hd., 12 - 24 x 2 1/4) supersedes screw #80881 (rd. hd., 12 - 24 x 2 1/4).

Please change your parts lists accordingly.

Robert S. Townsend
Ass't. Service Manager

dm



BRANCH SERVICE MEMO NO. 453-CS

DEALER SERVICE MEMO NO. 196

Distribution: List Nos. 5 & 8

TO: All Branches and Chain Saw Dealers

SUBJECT: Pyramid Reeds

DATE: 5/31/63

Reed Part No. 55941-1 supersedes #55941.

#55941-1 is made from stainless steel, heat-treated and endurance finished for maximum service life. #55941-1 is .006" thick -- #55941 is only .005" thick. We have field tested several thousand of these reeds since last December and have received very enthusiastic reports about the quality of this new material.

Before the new reeds are installed, the reed adapter should be inspected: it is best to use a new reed adapter, Part No. 55932, especially if an old reed failure has nicked or damaged the surface of the casting.

Please mark your parts lists as follows:

#55941 Reed superseded by #55941-1

Walter N. Herold
Service Manager

las



HOMELITE

a division of Textron Inc.

Distribution: List Nos. 5, 8 & Metro

TO: All Branches, Chain Saw Dealers and Metro Dealers


SUBJECT: Replacement of Magneto Rotor #57568-A and Replacement of Starter Cup #56441

DATE: 6/4/63

UNITS AFFECTED: C-5 saws from S/N 1410901 to 1438423
C-7 saws from S/N 1411711 to 1438423
C-9 saws from S/N 1410069 to 1438423

Modern chain saw engines are built to operate at high engine RPM. Designing safe and sturdy components which stand up under the high forces imposed on them is and has been an important concern of our engineers and the vendors who supply parts to us.

The magneto rotors for most Homelite chain saws are supplied to us by the R. E. Phelon Company. A recent die change made by R. E. Phelon needs to be discussed.



The area "shaded" in picture #2 was added by Phelon without realizing that the wider face would interfere with the seating of the starter cup. Tightening the lock nut on one of these rotors tends to "dish" the floor of the starter cup -- on some cups you can actually see hairline cracks around the center or along the edge of the floor.

While there is no indication that this condition affects the unit intrinsically, Phelon has accepted the responsibility for replacing all big radius rotors and the associated cups.

You can identify the big radius rotors without disassembling the saw. When Phelon changed the die and added the big radius they also changed the magnet housing contour:

Look again at picture #1. You'll see that the magnet housing quits short of the adjacent rotor fin. Now look at #2. The housing "blends" into the fin -- and you can see this difference by looking through the starter screen.

What we want you to do is this:

- Locate the "C" chain saws in the serial number range given at the beginning of this letter and inspect them. If a saw has a rotor like the one in picture #2, Phelon has agreed to replace it.
- Use a spanner (Homelite #23710) to keep the assembly from turning while removing the rotor lock nut.
- Use a rotor puller (Homelite #AA-22560) to pull the rotor.
- Install proper rotor and a new starter cup. Torque rotor lock nut to 250 - 300 inch pounds.

Scrap the old starter cup (break it with a hammer or under an arbor press so that there is no chance of re-using it).


Carefully package the rotors which you removed and send them to your local Homelite office. Mark the packing slip as follows:

_____ #57568-A rotors for return to Phelon.
 Qty. _____
 from _____
 (your name and address)

Our Branches will collect all rotors from dealers in their area and will make a bulk shipment to Homelite, Gastonia.

Get ready now. Check your stock and your guarantee cards --- figure that about 50% of the saws you will inspect will require rotor and cup replacements.

We will hold any invoices for rotors and cups until July 16, 1963. When we receive the returned rotors, we will issue credit for rotors and cups on a one for one basis and will, in addition, allow you (\$1.00) one dollar for every unit on which you replaced the rotor.



Walter N. Herold
Service Manager

dm

Leon's Chainsaw Parts & Repair
Do Not Sell or Reproduce



Distribution: List Nos. 5 & 8

TO: All Branches and Chain Saw Dealers

SUBJECT: Planetary Bows

DATE: 6/13/63

→ A BOW SAW

→ A "C" BOW SAW

→ A "C" BOW SAW, equipped with PLANETARY DRIVE,
that's what a lot of pulp cutters have been waiting for.

Two Bows are available:

The standard 16" Bow A56485-B
AND

The compact new 14" Bow A58734

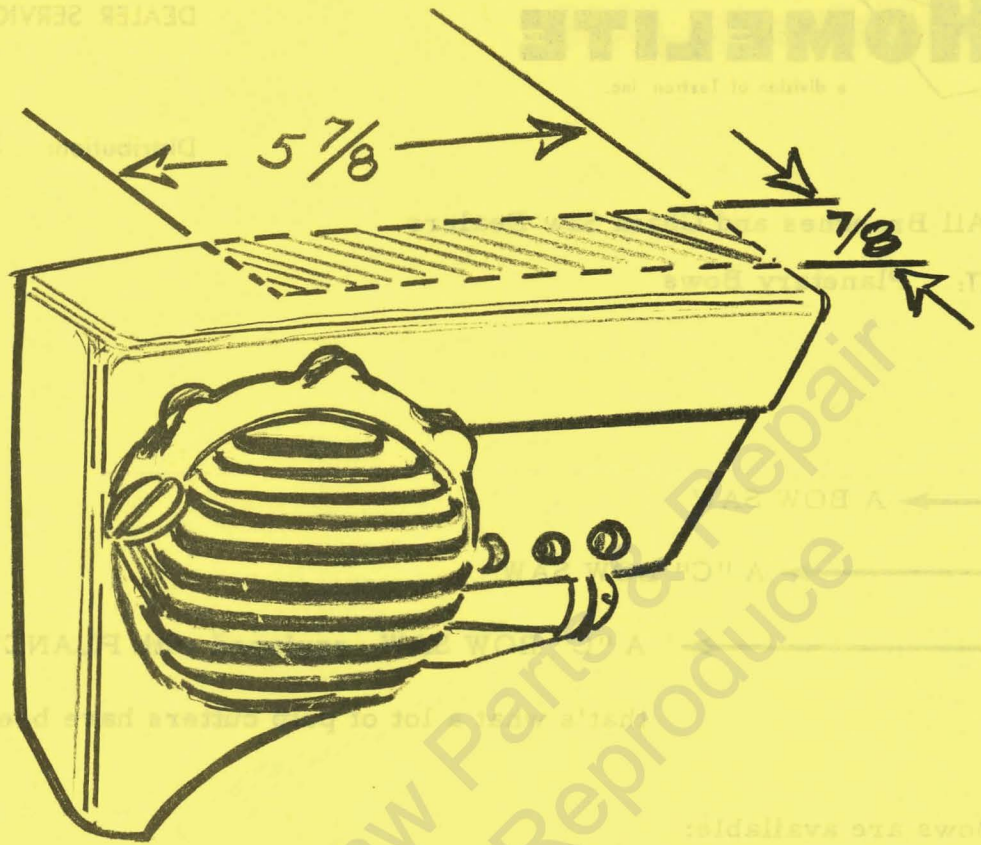
As a matter of fact, these Bows are now "Universal" Bows; they fit gear drives, direct drives and planetary drives --- ALL, except the belt drive saws.

The Bows, the Planetary Drives, and the parts to match these Bows to the "C" saws are all available now!

Here are the Part Numbers:

- 16" Universal Bow A56485-B
- 14" new compact Bow A58734
- "Bow" Planetary Kit (.404" pitch) A58544-1* (with Bow cut-out)
- "Bow" Planetary Kit (1/2" pitch) A58556-1* (with Bow cut-out)
- Bow Handle Bar for "C" Saws A58719
- Handle Bar Bracket 58685 (use with A58719)
- Bow Guard for "C" Saws 58684 (fits 16" and 14" Bow)
- Oil Filler Cap for "C" Saws A56580-1 (low silhouette for Bow)

* The housing of these Bow Kits is machined as shown at the top of page 2.



Direct Drive Covers (Saw Dust Guards) for C-saws can be cut out the same way with a hack saw for anyone who wants to use a bow on a "C" direct drive. But for greater lugging power, slower chain speed (which means longer life) we recommend the planetary reduction.

What chains fit these bows?

The 14" Bow uses the same chains as the 21" and 23" bars.

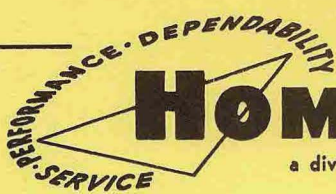
- The 16" Bow uses . . . 63 drive links of 1/2" chain
- . . . 72 drive links of 7/16" chain
- . . . 78 drive links of .404" chain

Here is the list of fasteners required for "C" Bows:

80090	Screw, hex hd.	2	}	Guard to Bow
84001	Flat washer	2		
81112	Nut, hex	2		
80886	Screw, flat hd.	1		Handle bracket to saw
80308	Screw, socket hd.	1		Bracket to handle

Walter N. Herold

Walter N. Herold
Service Manager



HOMELITE

a division of Textron Inc.

DEALER SERVICE MEMO NO. 191


Distribution: List Nos. 5 & 8

TO: All Branches and Chain Saw Dealers

SUBJECT: New Oiler Parts for "C" Chain Saws

DATE: 6/25/63

The new molded pick-up (P/N 58340-A) is now available. To use this new tube, a new oil pick-up strainer (P/N A-58828) and brass tube for drive case (P/N 58335-A) are also required.



To remove the straight brass tube in the drive case use vise grip pliers and pull out. Press in tube #58335-A so that 5/16" remains out of casting. Also, a revised oil plunger (P/N A-57834-5) with a wider "O" ring groove (like #A-74406) and a new assembly joint between the rod and plunger which allows better alignment is now supplied.

An improved method for machining seats for both "IN" and "OUT" check balls has been instituted. It is advisable to reseal all check balls when oiler repairs are made. To reseal, place ball on its seat; with a drift pin tap lightly several times; replace with a new ball and reassemble.

The new molded pick-up tube should eliminate troubles encountered from porous, collapsing or splitting tubes. Naturally it will have no effect on poorly seated check balls or those castings which may be porous.

Please make the following changes in your parts books:

Drive Case Assy.	A58333-1A	supersedes	A-58333-1
Pick-up Tube (molded)	58340-A	supersedes	58340
Brass Tube	58335-A	supersedes	Not previously available
Oil Finder (strainer)	A58828	will replace	AA-55259-A (in "C" series only)
Oil Pump Plunger	A57834-5	supersedes	A57834-4 (for all units)

Robert S. Townsend

Robert S. Townsend
Ass't. Service Manager

dm

Filing Instructions: File with Service Memo 445-CS.

TO: All Branches and Chain Saw Dealers

SUBJECT: **SPECIAL SERVICE TOOLS**

DATE: 8/6/63

MAKE EASY WORK OF CHANGING SPROCKETS...
 REMOVING SPIDERS...
 ROTOR LOCK NUTS...

These photos show two new Homelite Service Tools in use:

SPANNER WRENCH

#23710 hooks into notches on all FM Starter Cups. Holds securely to let you turn nuts on either side of crankshaft.

For easy, quick and safe repairs or replacements -- when changing to Planetary drive or back to direct drive on C-saws -- use these tools.

LOCK ROTOR WITH SPANNER WRENCH TOOL

#23710

HELD BY ONE 12 - 24 STARTER COVER SCREW ON "C" SERIES SAWS



ROTOR LOCKED WITH SPANNER #23710



CLUTCH SPIDER HAS LEFT-HAND THREAD

turn clockwise to unscrew spider



Sell a spanner wrench to those customers who change their own sprockets!

It's much safer and easier than when they try to block rotor with pliers, etc. and prevents damage to screens, rotors and fan housings.

OFF SPIDER ADAPTER A23696 has 13/16 hex to

match Spark Plug Wrench -- two dowels to engage holes in threaded spiders.

Order from your local Homelite office.

Walter N. Herold
 Walter N. Herold
 Service Manager



Distribution: List Nos. 5 & 8

TO: All Branches and Chain Saw Dealers

SUBJECT: Connecting Rod A-58303 to replace A-57643-B

DATE: 8/5/63

UNITS AFFECTED: 660D and 707D & G - 770D & G Series

Connecting Rod A-57643-B will no longer be supplied for service of the above listed units.

Connecting Rod A-58303 will replace A-57643-B in all usage. The new rod has been strengthened at the crankshaft end.

Robert S. Townsend

Robert S. Townsend
Ass't. Service Manager

dm



DEALER SERVICE MEMO NO. 201

Distribution: List Nos. 5 & 8

TO: Homelite Branches and Chain Saw Dealers

SUBJECT: Special Service Drive Case A-59034 for
Service of "C" Chain Saw Oilers

DATE: 9/26/63

To provide the greatest possible reliability for "C" chain saw oilers, Homelite Service is making available a special A-59034 Drive Case.

This Drive Case contains the guide bar studs, needle bearing and seal which are part of the standard Service Drive Case which goes to P/N A-58333-B1 and should be ordered for regular service. But, in addition, the special oiler service case contains - factory installed - all the latest oiler parts:

- . The latest plunger P/N A-57834-5
- . A new inlet fitting P/N 59023 which forms a brass seat for the inlet check ball
- . Lighter check ball springs P/N 59022
- . The new pick-up tube P/N 58340-A and oil finder P/N A-58828
- . and the cover is assembled to the case

Then, each unit is tested, as an assembly, before it is put into Service Parts stock.

These parts containing the latest improvements are presently being used in production as well as being available for Service.

Remember these points about oilers:

1. Check balls must seat properly (a light tap on the ball will tend to seat it).
2. Spring tension on balls should be light (often an extra fibre washer under the cap fixes everything or, better still, use the lighter P/N 59022 spring).
3. The new oil pick-up tubes do not collapse and stay on the fitting.

On top of all this, we are now using nylon bushings for the oil push rod on both ends of the throttle handle. This will reduce wear, prolong the service life of the parts and maintain a good full stroke for the oiler. A separate Service Memo will describe the handle improvements in greater detail.

In the meantime, order P/N A-59034 Drive Case to fix a stubborn oiler.

Walter N. Herold
Walter N. Herold *WNC*
Service Manager



BRANCH SERVICE MEMO NO. 460-CS

DEALER SERVICE MEMO NO. 202

Distribution: List Nos. 5 & 8

TO: All Branches and Chain Saw Dealers

SUBJECT: Fuel Cap Vent

DATE: 10/3/63

UNITS AFFECTED - "C" Series

Effective with S/N 1464403 the size of the two vent holes in the fuel cap A-58368 have been increased.

To up-date existing units in the field use a #65 (.035) drill. This was previously a #75 (.021) drill size.

This change has been made to reduce the possibility of plugging these holes with pitch or other foreign materials that could cause erratic operation.

There will be no change in the part number at this time.

Robert S. Townsend
Ass't. Service Manager

dm



TO: All Branches and Chain Saw Dealers

SUBJECT: I Throttle Handle with (a) bushings and DATE: 10/11/63
 (b) pump rod stop
 II Pump Shaft Connector with full cup
 III Carburetor Air Deflector
 IV Oil Pump push rod to match

UNITS AFFECTED: All "C" Chain Saws

- I (a) Throttle Handles on saws from S/N 1479037 and all spare parts are now equipped with nylon bushings to guide the oil pump rod smoothly and with a minimum of wear. The P/N 58394 felt washer is not used with the new handles.

The handle casting had to be slightly redesigned to allow space for the bushing on the oil pump end. On the other end of the handle (where the thumb button is) no change was needed and the new bushing may be installed in old handles by enlarging the existing hole for the pump rod to 5/16", counterboring or chamfering to accommodate the 3/8" flange on the bushing; and pressing the bushing into the casting from the outside.

(b) A nylon stop to prevent rotation of the pump rod and wear of the casting is also part of the new handles. The nylon stop carries P/N 58930 and is slightly tapered for ease of installation -- the narrow end of the dove tail goes into the casting first.

- II The oil pump connector P/N 58337 is superseded by P/N 58337-A. The new part does away with the "slot" for the pump rod. Now it's a solid cup to lend still greater rigidity to the assembly.
- III C-7 and C-9 saws from S/N 1479037 have an air deflector P/N 58837 installed on the carburetor intake side. It is held in place by two #10 - 32 x 1/2" pan head screws.

All reed equipped engines have some tendency to "spit back"; bigger engines, faster engines more so than others. For this reason the deflector was added to the C-7 and C-9 but not to the C-5.

IV All "C" saws from S/N 1479037 also contain a new oil pump push rod P/N 58356-A. The right angle bend in the rod was shifted about 1/8" closer to the rear. This was done to maintain a full oil pump stroke with the air deflector in place.

NOTES:

1. If a new handle is installed on a saw, the new oil pump push rod must also be used.
2. If an air deflector is to be added to a saw below S/N 1479037 there are two ways to do it:
 - a) Use deflector P/N 58837; install Pump Rod P/N 58356-A and cut 1/8" off the cast pump rod stop in the old handle to re-establish full stroke.
 - or b) Order P/N 58837-1 deflector. This deflector is cut back to fit closer to the carburetor. 7/16" long screws (P/N 80578) should be used to keep from binding the choke shaft. No other change is necessary but power will be reduced by a fraction of a horsepower.

SUMMARY:

(Please mark your parts list accordingly.)

Throttle Handle	58179-1	superseded by	A-58931-1
		Includes:	2 58929 Bushings
			1 58930 Stop
Oil Pump Connector	58337	superseded by	58337-A
Air Deflector	58837	Added to C-7 and C-9 (calls for new pump rod - see below)	
Pump Rod	58356-A	must be used in new handles and when Air Deflector is installed.	
Pump Rod	58356	will remain in Service for the time being to service saws below S/N 1479037.	

Walter N. Herold
 Walter N. Herold
 Service Manager



BRANCH SERVICE MEMO NO. 463-CS

DEALER SERVICE MEMO NO. 204

Distribution: List Nos. 5 & 8

TO: All Branches and Chain Saw Dealers

SUBJECT: Insulation Change

DATE: 10/8/63

UNITS AFFECTED: C-5, C-7, C-9 Chain Saws

All "C" series chain saws above S/N 1462307 will be produced with Insulation Sleeve P/N 55290 over the high tension lead and stop lead in place of Grommet P/N 58318.

This change can be made to units below S/N 1462307 now in the field.

Please mark all C-5, C-7, C-9 parts books accordingly.

Robert S. Townsend
Ass't. Service Manager

dm



Distribution: List Nos. 5 & 8

TO: All Branches and Chain Saw Dealers

SUBJECT: Threaded Spiders

DATE: 10/15/63

Units Affected: 770D, G - 990D, G - Wiz-B & Super Wiz

The following units have been produced with Threaded Clutch Spiders:

770D	after	S/N 1484454
770G	after	S/N 1472392
990G	after	S/N 1486612
Wiz-B	after	S/N 1481928
Super Wiz	after	S/N 1439242

All direct drive and 990 series units use spiders with left hand threads. All Gear Drive units except the 990 series use spiders with right hand threads.

As soon as present stocks of keyed crankshafts are exhausted we will only supply threaded crankshafts for replacement. Open orders for keyed shafts will be filled with threaded shafts at that time.

The following table lists the old (keyed) crankshaft and spider and their new (threaded) replacements.

Model	Old Crankshaft	Old Spider	New Crankshaft	New Spider
707D, 770D	A-57546-A	55075-3A	A-58899	58546-1
770G	A-57541-B	58027	A-58890-A	58547-2
707G	A-57541-B	55075-3A	A-58890-A	58546-3
770G-3	A-57538-B	58027	A-58892-A	58547-2
707G-3	A-57538-B	55075-3A	A-58892-A	58546-3
909, 990D	57543-A	55075-3A	58897	58546-2
909, 990G	57543-A	58027	58897	58547-1
Wiz-B	57555-A	55075-3A	58896	58546-3
Super Wiz	58103	55075-3A	58895	58546-3

Keyed Spiders

58027 For wide clutch shoes
 55075-3A For narrow clutch shoes

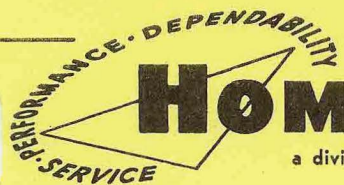
Threaded Spiders

58547-1 Left hand threaded for wide clutch shoes
 58546-1 Left hand threaded for narrow clutch shoes
 58547-2 Right hand threaded for wide clutch shoes
 58546-3 Right hand threaded for narrow clutch shoes
 58546-2 Left hand threaded for 909 and 990D only.

Use Spider Adapter P/N A-23696 to remove threaded spiders.

Please mark your parts lists and records accordingly.

Robert S. Townsend
 Ass't. Service Manager



HOMELITE

a division of Textron Inc.

DEALER SERVICE MEMO NO. 206

Distribution: List Nos. 5 & 8

TO: Homelite Branches and Chain Saw Dealers

SUBJECT: Sparky Cover

DATE: 11/7/63

The Spark Plug Cover for Homelite Chain Saw Engines has been improved by making it 1/4 inch longer.

Part No. A-55373-A Sparky supersedes A-55373 after existing stocks are exhausted.

The greater length of the cover prevents high voltage leakage at this point, makes for a more reliable assembly, and eliminates hard starting due to low voltage because of cross firing to ground.

Walter N. Herold
(W)

Walter N. Herold
Service Manager

las



BRANCH SERVICE MEMO NO. 468-CS

DEALER SERVICE MEMO NO. 209

Distribution: List Nos. 5 & 8

TO: All Branches and Chain Saw Dealers

SUBJECT: Fuel Pump Diaphragm

DATE: 12/2/63

UNITS AFFECTED: All HL Model Carburetors

Effective immediately Fuel Pump Diaphragm #58388 will be replaced by Diaphragm #58193.

This change is necessary to prevent various additives, used in today's fuels and oils, from affecting the "flappers" on these diaphragms.

Diaphragm #58193 is made of Teflon and has not been affected by these additives.

Fuel Pump Gasket #55881 will be superseded by #58529 Fuel Pump Gasket when present stock of #55881 is exhausted.

Please change your carburetor parts lists accordingly.

A handwritten signature in cursive script that reads "Robert S. Townsend".

Robert S. Townsend
Ass't. Service Manager

dm

**HOMELITE**

a division of Textron Inc.

DEALER SERVICE MEMO NO. 210

Distribution: List Nos. 5 & 8

TO: All Branches and Chain Saw Dealers

SUBJECT: New Starter Cup for C-Series Chain Saws

DATE: 12/18/63

A new starter cup with an extended flange which acts as a slinger to deflect sawdust and snow is now part of all C-series saws.

The new cup carries Part No. 58920.

To make room for its wide flange we had to alter the fan housing. This was done by relocating the three ejector pin bosses further out in the housing. Even before this die change was completed, we machined a number of fan housings. All units above Serial No. 1442488 have fan housings so machined or from the new die.

The big starter cup is factory installed in all

C-5's from Serial No. 1493394

C-7's from Serial No. 1491792

C-9's from Serial No. 1494112

To install the starter cup in a saw below Serial No. 1442488 it is necessary to change the fan housing also: - - use fan housing #58171-1A only.

Walter N. Herold
Service Manager

dm

P. S. -- This improvement is covered in the new "C-Series Parts List" #23765 just issued.



BRANCH SERVICE MEMO NO. 470-CS

DEALER SERVICE MEMO NO. 211

Distribution: List Nos. 5 & 8

TO: All Branches and Chain Saw Dealers

SUBJECT: Change in Intake Elbow C-5 and C-7 Chain Saws

DATE: 12/18/63

Intake Elbow #A-58359-B supersedes #A-58359-A and #A-58359.

A-58359-B no longer uses the aluminum filler block on top of the reed. Instead we now supply a rubber filler block P/N 58933 which simply slides into the space formerly taken up by the aluminum.

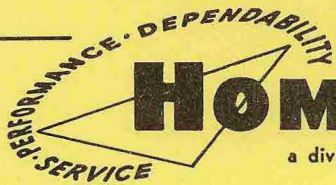
This change is reflected in the new "C-Series Parts List" No. 23765.

Please mark your parts records as follows:

A-58359-B Intake Elbow must be used with #58933 Filler Block

Walter N. Herold
Service Manager

dm



BRANCH SERVICE MEMO NO. 471-CS

DEALER SERVICE MEMO NO. 212

Distribution: List Nos. 5 & 8

TO: All Branches and Chain Saw Dealers

SUBJECT: New Cylinder Shield for C-Series Chain Saws

DATE: 12/18/63

A new Cylinder Shield, Part No. A58906-1 supersedes Part No. 58187 and 58187-1.

The new cylinder shield has an extended portion to close off the space just forward of the throttle trigger. This keeps cold air from blowing on the operator's trigger finger.

A high tension lead clip has also been added to the shield.

The new shield is listed in the new "C-Series Parts List" #23765.

Walter N. Herold
Service Manager

dm



Distribution: List Nos. 5 & 8

TO: Homelite Branches and Chain Saw Dealers

SUBJECT: XL-12 Starting

DATE: 12/20/63

Starting a Homelite Chain Saw is easy, quick and reliable -- if it's done right. Watch a man who has used a chain saw for some time; or consider how you yourself start a saw and you know that this is true.

A quick, smart pull on the rope - after the starter is engaged - gives high voltage from the ignition and delivers the momentum to keep the engine turning without kick-back.

When an engine is allowed to kick, the starter parts (and the operator's temper too) are loaded beyond normal limits -- we must do everything we can to avoid this.

The starter pulley of the XL-12 is supported on a bushing which fits over a 15/32" diameter post in the center of the fan housing. This post carries the normal starting load and it is important to note that in the many thousands of starts we make both on production and field test units not one failure has occurred. Yet several failures have been reported from the field.

We have, therefore, taken the obvious step and replaced the cast magnesium post with a steel post which is assembled to the center of the fan housing. Fan housings with steel posts have been subjected to more than 3000 kicks without any difficulty. This, however, doesn't mean that we shouldn't make it easy for our customers by demonstrating to them how to start an engine easily and right.

SHOW YOUR CUSTOMERS how to pull the cord briefly to engage the starter, (don't actually crank the engine here, because these little cranks just load the crankcase and invite kicking).

Then pull rapidly, all the way through, for fast, easy, no-kick starts!

As far as the fan housing with the steel post is concerned, we have identified it by -1 after the part number:

order A58803-1 if required.

Walter N. Herold
Service Manager

dm



BRANCH SERVICE MEMO NO. 473-CS

DEALER SERVICE MEMO NO. 214

Distribution: List Nos. 5 & 8

TO: All Branches and Chain Saw Dealers

SUBJECT: New Throttle Spring: All C-Series Chain Saws

DATE: 12/20/63

Throttle Spring P/N 58352-A supersedes P/N 58352.

The new spring has eight coils of .037" wire -- the old spring had 10 coils of thinner, .033" wire.

The new spring is stronger, insuring positive throttle return under all operating conditions.

Walter N. Herold
Service Manager

dm

P. S. -- the new spring is listed in the "C-Series Parts List" #23765.