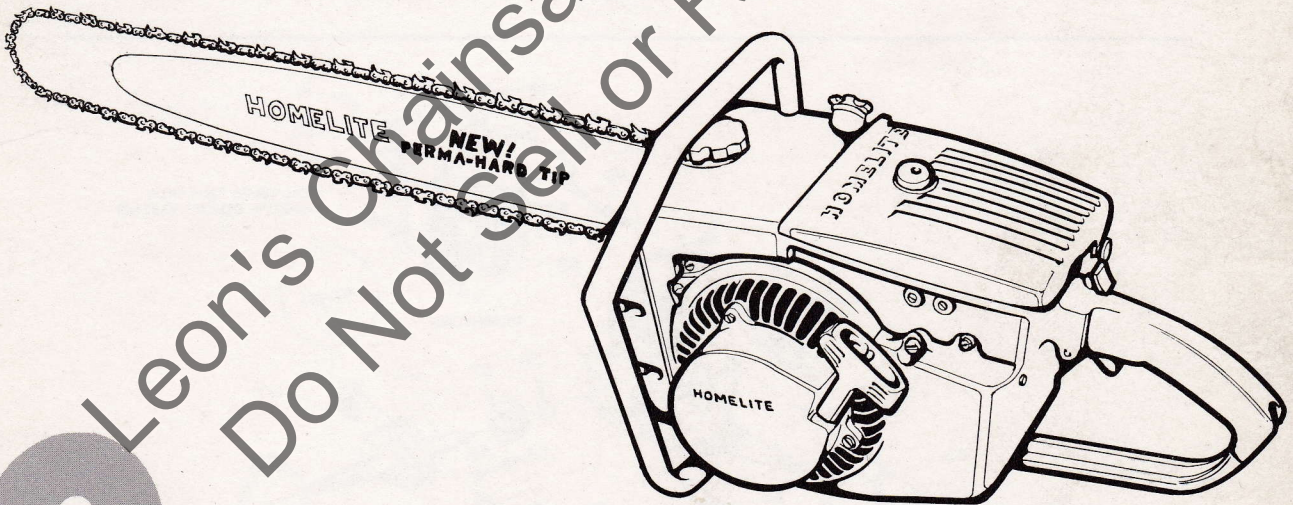


HOMELITE

Chain & Repair



Leon's Chainsaw Parts & Repair
Do Not Sell or Reproduce

C-52

PARTS LIST

HOMELITE C-52 CHAIN SAW

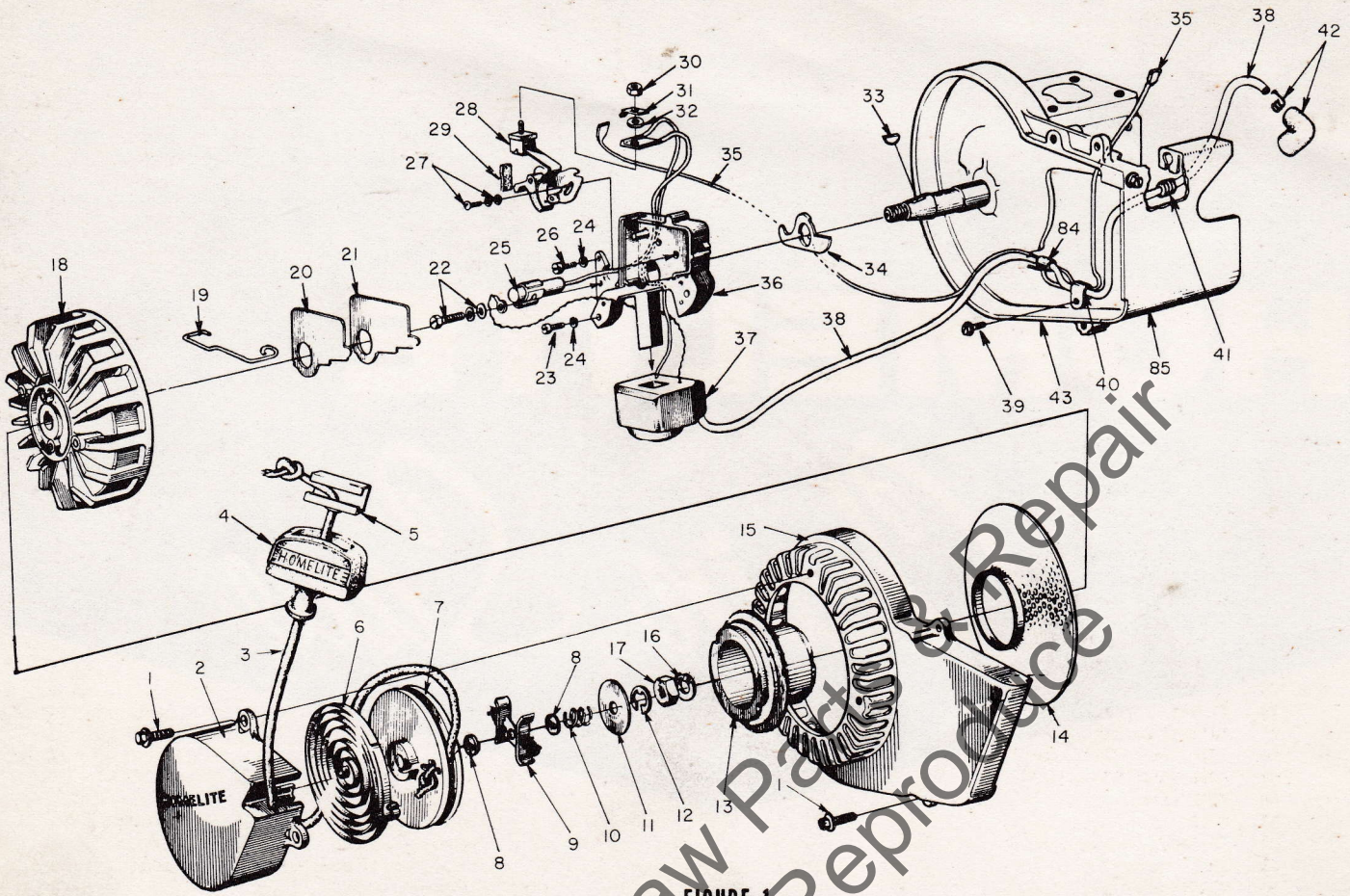


FIGURE 1

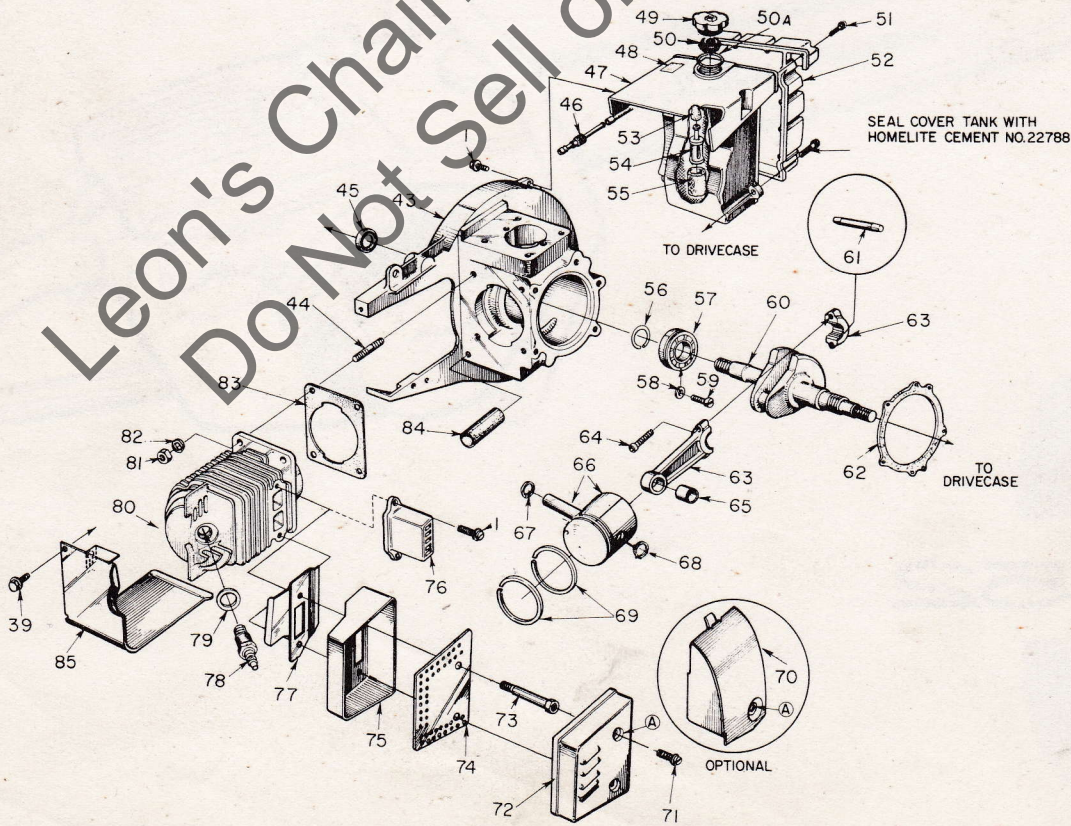


FIGURE 2

ALWAYS FURNISH MODEL AND SERIAL NUMBER WHEN ORDERING PARTS.

No.	Description	Part No.	Qty.	No.	Description	Part No.	Qty.
1	SCREW - hex hd., 12-24 x 3/4	80867	13	44	Includes: STUD	55871	4
	STARTER ASSEMBLY (complete)	A-58384-1A	1	45	SEAL	58308-A	1
2	Includes: COVER - pulley w/2 roll pins	A-58502-1	1	46	FITTING - fuel outlet	58364	1
3	ROPE - starter	55898	1	47	TANK - fuel	58172-A1	1
4	GRIP - rope	55937	1	48	DECAL - caution	64144	1
5	INSERT - rope retaining	58517	1	49	CAP - tank	A-65741	1
6	SPRING - rewind	56451-1	1	50	Includes: VALVE - relief	56865-1	1
7	PULLEY - starter	56452	1	50A	GASKET - fuel filter cap	58957	1
8	WASHER - brake	58970	2	51	SCREW - rd hd., #6 x 1/2	80513	15
9	FRICITION SHOE ASSEMBLY	A-57647	1	52	COVER - tank	58173-1	1
10	SPRING - brake	56455	1		GASKET - fuel tank cover		
11	WASHER - brake retainer	76436	1		(optional - not shown)	58367	1
12	RING - retaining	90618	1	53	LINE - oil (flexible)	55805	1
13	CUP - starter	58920-1	1	54	FILTER ASSEMBLY	A-59251	1
14	SCREEN - rotary	58294	1	55	Includes: FILTER	59253-1	1
15	HOUSING - fan	59094-1	1	56	RING - retaining	58319-A	1
16	WASHER - flat, 7/16	84047	1	57	BEARING - ball	58190-S	1
17	NUT - hex hd., 7/16-20	81104	1	58	WASHER - lock	83061	2
18	ROTOR	57568-B	1	59	SCREW - bearing retainer	19238-3	2
19	CLAMP - dust cover	55980	1	*60	CRANKSHAFT	59269-3	1
20	COVER - dust	55979	1	61	ROLLERS - set of 27	A-65615	1
21	GASKET - dust cover	55978-2	1	62	GASKET - crankcase	63356	1
22	SCREW GROUP - condenser	57750	1	63	ROD - connecting	A-59483	1
23	SCREW - fil hd., 10-24 x 7/8	80660	2	64	Includes: SCREW	80805	2
24	WASHER - lock, #10	83046	3	65	BEARING - needle	59351	1
25	CONDENSER - w/terminal	55987	1	66	PISTON & PIN	A-58328-B	1
26	SCREW - fil hd., 10-24 x 1/2	80595	1	67	Includes: RING - retaining	55095	1
27	SCREW GROUP - point	57749	1	68	RING - retaining	64742	1
28	BREAKER POINTS (set)	A-58165	1	69	RING - piston	55038	2
29	Includes: WICK - felt	55984	1	70	EXCHANGER - heat (optional) ①	59279	1
30	NUT - terminal	55982	1	71	SCREW - hex hd., 12-24 x 3/8 (optional)	80837	2
31	TAB - ground	57733	1	72	CAP - muffler (optional)	58425-A	1
32	WASHER - terminal	55983	1	73	STUD - muffler (optional)	59337	2
33	KEY - rotor	75078	1	74	BAFFLE - muffler (optional)	58423-A	1
34	WASHER - sealing mounting	56292-A	1	75	BODY - muffler (optional)	A-58419	1
35	LEAD - ground w/terminals	A-58321	1	76	MUFFLER	58184-1	1
36	BOX - breaker w/core	57744	1	77	DEFLECTOR - air (optional) ①	58639	1
37	COIL - w/ground terminal	55986-A	1	78	SPARK PLUG	40190-S	1
38	LEAD - high tension	58382	1	79	Includes: GASKET	25038	1
39	SCREW - hex hd., 10-24 x 3/8	80869-1	3	80	CYLINDER - 2" bore	58174-2	1
40	CLAMP - lead	56014	1	81	NUT - hex, 1/4-28	81065-2	4
41	GROMMET	60929	1	82	WASHER - lock, 1/4	83009	4
42	TERMINAL - spark plug	A-55373-A	1	83	GASKET - cylinder	58292	1
43	CRANKCASE	A-58317-B1	1	84	SLEEVE	55290	1
				85	SHIELD - cylinder	A-59919-1	1

*Denotes new part.

① When HEAT EXCHANGER is installed, remove AIR DEFLECTOR.

SPECIAL TOOLS available on order

A-22808	COMBINATION WRENCH	23693	SLEEVE - shaft (drive case)
A-23609	PLUG - needle bearing	23876	PLUG - bearing
	(conn. rod)	23139	TOOL - clutch drum bearing
23528	WRENCH - socket screw	A-23696	REMOVER - spider, sun gear
	(conn. rod)	23678	TOOL - starter bearing
22828	PLIERS - snap ring (piston)	A-23679	REMOVER - starter bearing
A-22560	REMOVER - rotor	-	BEARING PULLER - clutch
23136	BODY - assembly		drum
22820-2	ADAPTER - main bearing		(#A-78 Snap-On or equivalent)
A-23672	JACKSCREW	A-23951	PLUG - Piston Pin
23670	PLATE - shaft aligning		
23233-1	PLUG - seal assembly	<u>PAIN</u>	
23671	PLUG - drive case seal	23318	SPRAY CAN - blue

REPLACEMENT DECAL #23742 composed of "DIRECT DRIVE", "GEAR DRIVE", "STARTING INSTRUCTIONS" and two "HOMELITE" (letters 1/2" and 1/4" high).

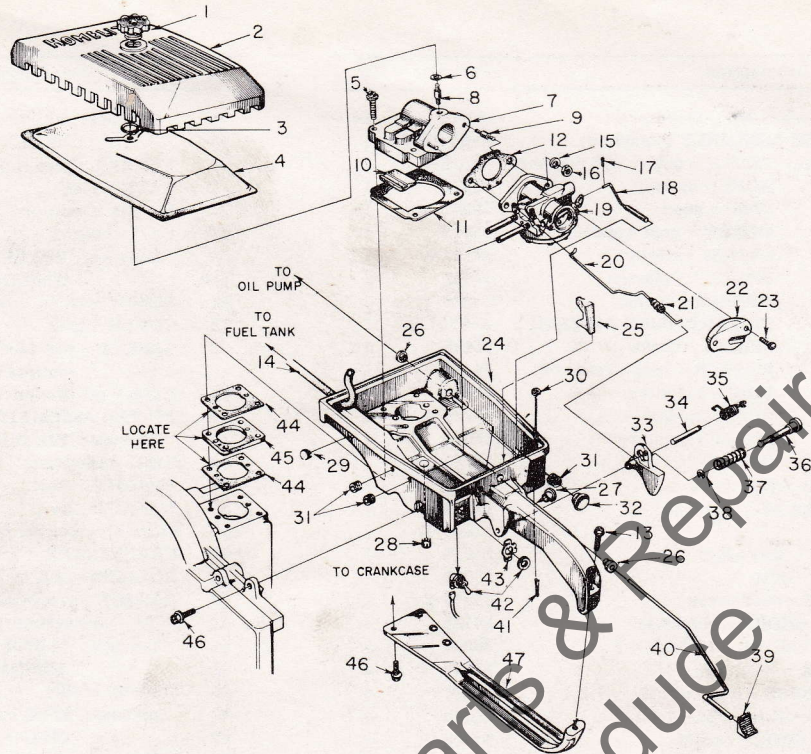


FIGURE 3

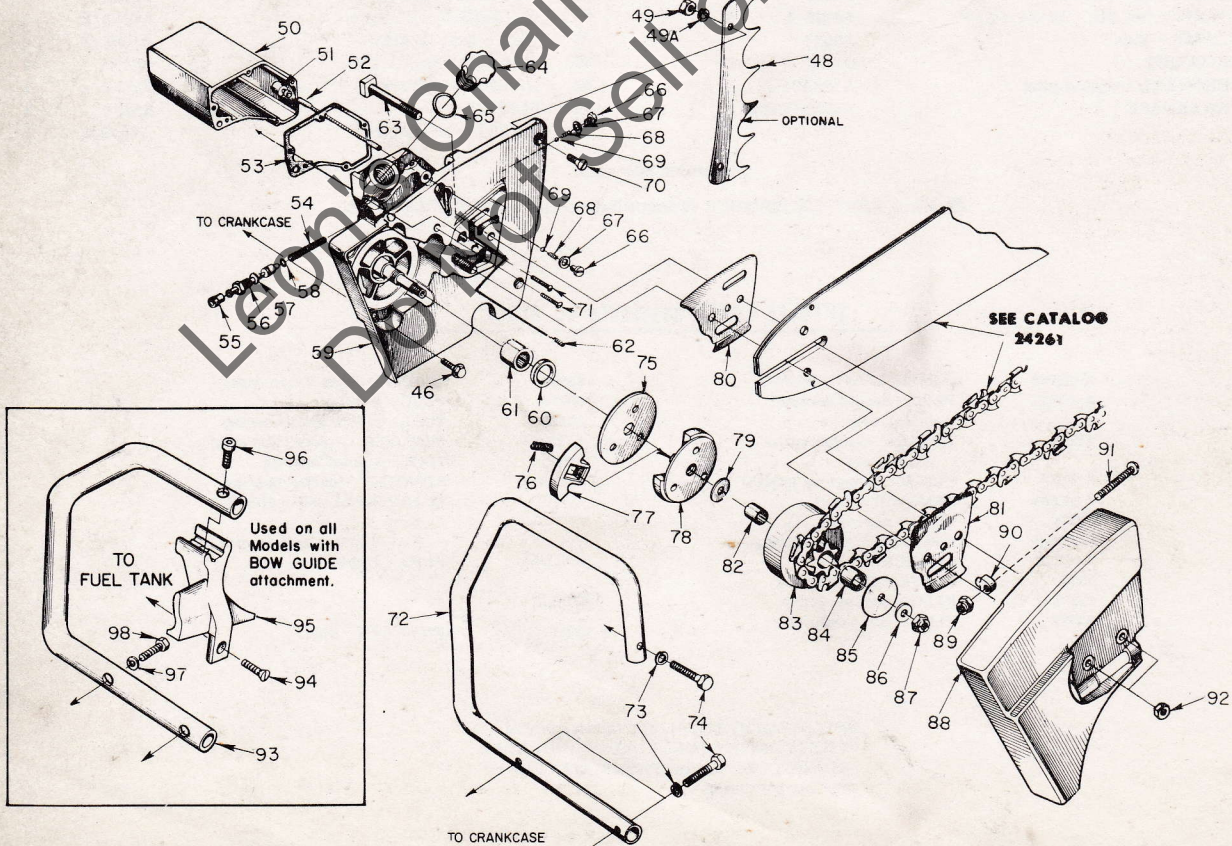


FIGURE 4




No.	Description	Part No.	Qty.	No.	Description	Part No.	Qty.
1	NUT - cover	A-59229	1	53	GASKET - reservoir	58342	1
2	COVER - air filter	59230-1	1	54	SPRING - plunger	59293	1
3	RING - retaining	58319-A	1	55	CONNECTOR - oil pump	58337-A	1
4	ELEMENT - air filter	63728	1	56	PLUNGER - oil pump	A-57834-10	1
5	SCREW - hex hd., 12-24 x 1 1/2	80868	4	57	Includes: "O" RING	59074	1
6	GASKET - stud	58392	1	58	"O" RING	74388	1
7	ELBOW - reed	A-59490	1	59	DRIVECASE	A-59493-A1	1
8	Includes: STUD - cover	58361	1	60	Includes: SEAL	56256-A	1
9	STUD - carburetor	27464	2	61	BEARING - needle	63043	1
10	FILLER BLOCK	58933	1	62	PLUG	59621	1
11	GASKET - elbow	58344	1	63	BOLT - guide bar	58334	2
12	GASKET - carburetor	55553-3	1		TUBE - oil line (not shown)	59023	1
13	SCREW - hex hd., 12-24 x 1	80864	1	64	CAP - oil filler ¹	A-64310	1
14	LINE - fuel	55680	2		w/Bow Guide (optional)	A-56580-1	1
15	WASHER - lock, 1/4	83009	2	65	Includes: GASKET	56607	1
16	NUT - hex, 1/4-20	81013-1	2		VALVE - vent (not shown)	63718	1
17	COTTER PIN - 1/32 x 1/2	86324	1	66	CAP - check valve	58339	3
18	ROD - choke	A-58354	1	67	GASKET	58338	2
19	CARBURETOR	A-59427-A	1	68	SPRING - check valve	59022	2
20	ROD - throttle	59338	1	69	BALL check	25527	2
21	BOOT - rod	58348	1	70	SCREW - flat hd., 1/4-20 x 3/4		
22	DEFLECTOR - carburetor (optional)	58837-2	1		Included in index #48	80053	2
23	SCREW - pan hd., 10-32 x 1/2 (optional)	80625	2	71	SCREW - rd hd., 6 x 3/4	80790	5
24	HANDLE - throttle	A-63665	1	72	HANDLE BAR - flush cut	A-58379-2	1
25	Includes: STOP - reed	58930	1		Optional: wrap around	A-58398	1
26	BUSHING - rod	58929	2		flush cut (reversible bow only)	A-64727	1
27	BUSHING - lock pin	59064	1	73	WASHER - lock, 5/16	83003	3
28	PLUG - button	A-64744	1	74	SCREW - hex hd., 5/16-18 x 1 1/2	80087	3
	Includes: "O" RING	59765	1	75	COVER - clutch	63051	1
29	PLUG - button	64607	1	76	SPRING - clutch	65842	3
30	WASHER - felt	63290	1	77	SHOE - clutch	64569	3
31	GROMMET	58362	3	78	PLATE - clutch	63053-1	1
32	BUTTON - rod	57289-1	1	79	WASHER - thrust (inner)	58833	1
33	TRIGGER - throttle	58181-A	1	80	PLATE - guide bar (inner)	56871-A	1
34	SHAFT - trigger	58353	1	81	PLATE - guide bar (outer)	56872-B	1
35	SPRING - throttle	58352-A	1	82	RACE - inner	55584	1
36	PIN - throttle lock	58404	1	83	SPROCKET & DRUM ²		
37	SPRING - lock	58405	1		Open Type - .404" pitch, 7 tooth ³	A-59555	1
38	RING - retaining	58409	1		Optional - 3/8" pitch, 7 tooth ³	A-59552	1
39	BUTTON - oil rod	58357	1		3/8" pitch, 8 tooth	A-63346	1
40	ROD - oil pump	58356-B	1	84	Includes: BEARING - needle	72311	1
41	COTTER PIN - 1/16 x 1/2	86301	1		(Optional - not shown)		
42	SWITCH - toggle w/nut	A-57650-3	1		DRUM & HUB - "splined" type sprocket	OM-10615	1
43	PLATE - "On - Off"	72085-A	1		Includes: BEARING - needle	55664	1
44	GASKET - spacer	58343	2		SPROCKET - splined		
45	SPACER	58391	1		RIM TYPE - 3/8" pitch, 7 tooth	OM-68210	1
46	SCREW - hex hd., 12-24 x 3/4	80867	8		.404" pitch, 7 tooth	OM-10513	1
47	BRACE - throttle handle	58185-A1	1	85	WASHER - thrust (outer)	55163-1	1
48	KIT - spiked bumper (optional)	A-58543	1	86	WASHER - flat, 3/8	84010-1	1
49	Includes: NUT - hex hd., 1/4-20 (optional)	81053	2	87	NUT - hex, 3/8-24	81192	1
49A	WASHER - lock, 1/4 (optional)	83009	2	88	COVER - drivecase	A-58378-1	1
50	RESERVOIR - oil	A-58341	1	89	Includes: NUT - 5/16-18	81123	1
	Includes: COTTER PIN (not shown)	86301	1	90	PIN - adjusting	55613-1	1
51	FILTER - oil	A-58828	1	91	SCREW - pin	80617	1
52	LINE - oil filter	58340-B	1	92	NUT - hex, 3/8-16	81089-2	2
					Required with BOW GUIDE		
				93	HANDLE BAR - flush cut	A-58719	1
				94	SCREW - socket, 5/16-18 x 7/8	80886	1
				95	BRACKET - handle	58685-2	1
				96	SCREW - socket, 5/16-18 x 1	80308	1
				97	WASHER - lock, 5/16	83003	2
				98	SCREW - hex, 5/16-18 x 1 1/2	80087	2
					GUARD - chain (not shown)	58684	1

¹ BOW GUIDE requires A-56580-1 CAP.

² Check type and number of teeth on sprocket before ordering.

³ Use 55163-1 WASHER with .404 pitch -- use 58926 WASHER with 3/8 pitch.

Leon's Chainsaw Parts & Repair
Do Not Sell or Reproduce



HOMELITE

A **textron** DIVISION • PORT CHESTER, NEW YORK

