


PARTS LIST

HOMELITE CHAIN SAW

MODEL 26LCS



Gasoline-Engine-Driven

HOMELITE CORPORATION
PORT CHESTER, N.Y.

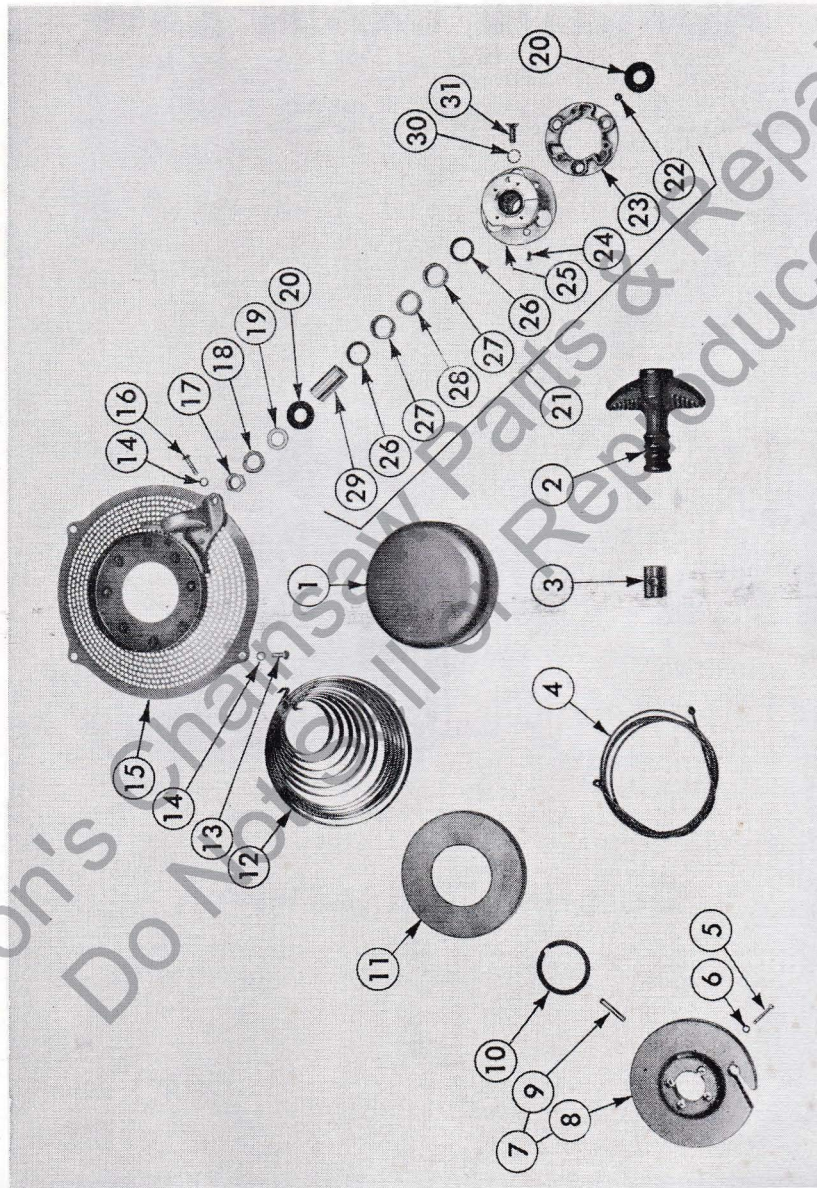


Figure 1—Recoil Starter Parts

RECOIL STARTER PARTS (See Figure 1)

Index No.	Part No.	Nomenclature	Units Per Ass'y
1	AA-73234	Starting Pulley Cover with Clips	1
2	71149-A	Grip—Starting cable	1
3	71420-A	Pin—Starting grip lock	1
4	AA-71997	Starting Cable Assembly	1
5	80475	Screw—Fil. hd., 6-32 x 3/4"	4
6	83004	Washer—Lock, #6	4
7	AA-71589-1	Starting Pulley Assembly	1
		Composed of	
8	*	Pulley—Starting	1
9	71577	Pin—Dowel	1
10	71588	Shim—Plastic	as req.
11	71603	Cover—Spring housing	1
12	71470	Spring—Recoil	1
13	80578	Screw—Spin-lock, 10-32 x 7/16"	3
14		No longer required	0
15	AA-72392	Air Screen and Bracket Assembly	1
16	80572	Screw—Spin-lock, 10-32 x 5/8"	1
17	81110	Nut—Hex jam, 7/16-20	1
18	83019	Washer—Lock, 7/16"	1
19	84055	Washer—Flat alum., 7/16"	1
20	71598-A	Washer—Thrust	2
21	AA-72308	Ball Drive Assembly	1
		Composed of	
22	30355-1	Ball—Steel	3
23	71563-C	Plate—Ball drive	1
24	80464	Screw—Flat hd., 5-40 x 5/16"	3
25	AA-72307-1	Ratchet and Hub Assembly	1
		Composed of	
	AA-72586	Ratchet Hub Assembly, with screws	1
	71570-B	Retainer—Ball	1
	AA-72306-1	Ratchet and Bearing Assembly	1
		Composed of	
	AA-73549	Ratchet with Formica Washer	1
26	71597	Seal—Garlock	2
27	71596	Bearing—Needle	2
28	71595	Felt—Wick	1
29	71196-B	Sleeve—Bearing	1
30	83074	Washer—Countersunk lock, 1/4"	3
31	80173	Screw—Flat hd., 1/4-20 x 5/8"	3
	73525	Washer—Thrust, formica	1

*Not sold separately

4 PARTS LIST—HOMELITE CHAIN SAW MODEL 26LCS

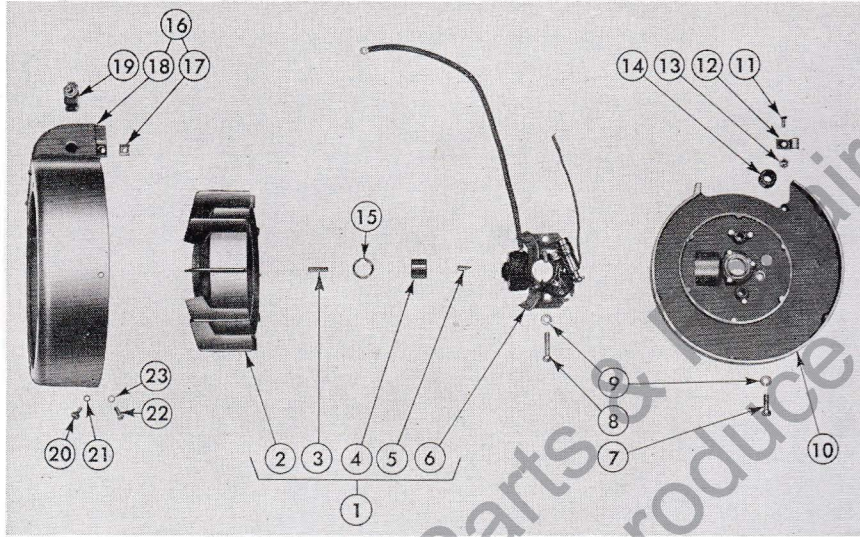


Figure 2—Ignition and Air Shroud Parts

Index No.	Part No.	Nomenclature	Units Per Ass'y
1	AA-72124	Magneto Assembly	1
		Composed of	
2	72129	Rotor—Magneto	1
3	19797	Key—Rotor	1
4	72126	Cam	1
5	71349	Key—Cam	1
6	AA-72394	Stator Plate Assembly (See Figure 3 for breakdown)	1
7	80055	Screw—Fil. hd., 1/4-20 x 3/4"	1
8	80161	Screw—Fil. hd., 1/4-20 x 1 1/8"	2
9	83009	Washer—Lock, 1/4"	3
10	71989-A	Plate—Back	1
11	80031	Screw—Flat hd., 10-32 x 1/2"	1
12	72133	Clamp	1
13	81109	Nut—Flex lock, 10-32	1
14	71488	Grommet	1
15	60407	Washer—Spring	1
16	AA-72393	Air Shroud Assembly	1
		Composed of	
17	81094-1	Nut—Speed, #8	2
18	*	Shroud—Air	1
	71556-A	Decalcomania—Homelite	1
19	AA-72094	Toggle Switch Assembly	1
20	72259	Stud—Fastener	1
21	81009	Nut—Hex, 8-32	1
22	80578	Screw—Spin-lock, 10-32 x 7/8"	3
23		No longer required	0

*Not sold separately.

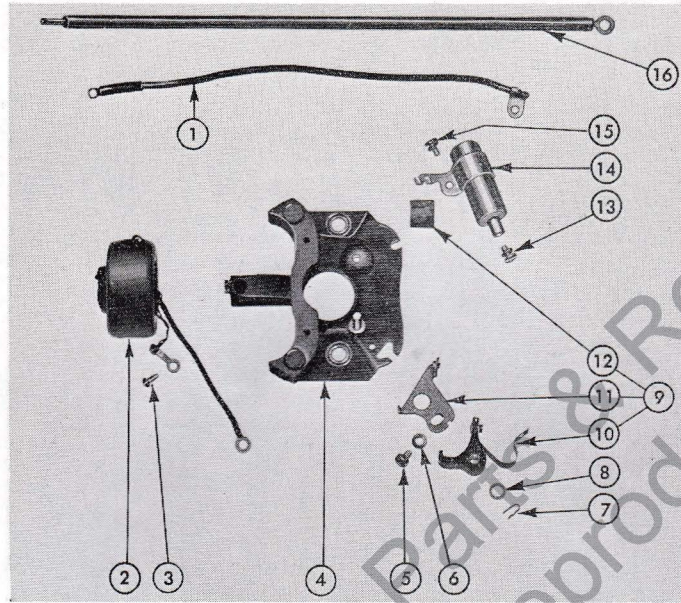


Figure 3—Stator Plate Parts

Index No.	Part No.	Nomenclature	Units Per Ass'y
	AA-72394	Stator Plate Assembly	1
		Composed of	
1	AA-72399	Toggle Switch Lead Assembly	1
2	72397	Coil—Magneto	1
3	72485	Screw—Ground	1
4	72395	Group—Stator	1
5	72486	Screw and Washer Assembly	1
6	72484	Washer—Contact plate	1
7	28008	Lock—Spring	1
8	30268	Washer—Breaker arm	1-2
9	72398	Set of Points	1
		Composed of	
10	*	Breaker Arm Assembly	1
11	*	Contact Plate Assembly	1
12	30267	Wick—Felt	1
13	72486	Screw and Washer Assembly	1
14	72396	Condenser—Magneto	1
15	72486	Screw and Washer Assembly	1
16	AA-72400	High Tension Lead Assembly	1

*Not sold separately.

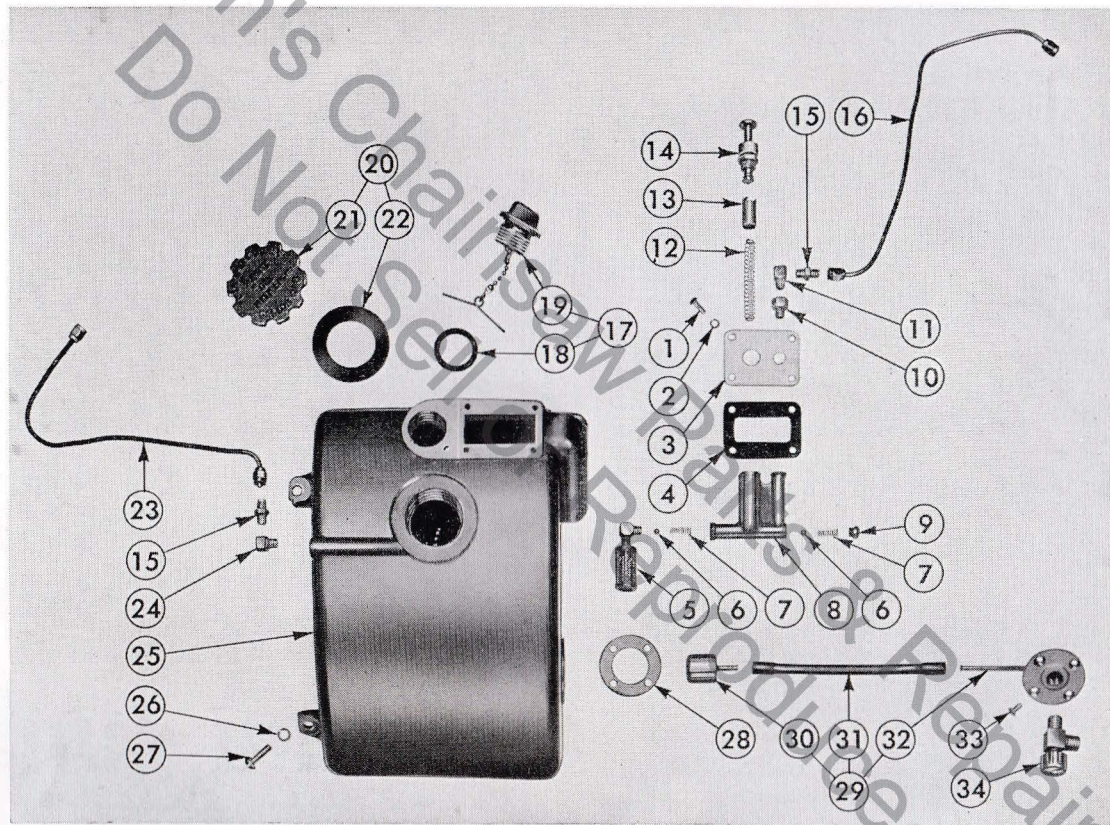


Figure 4—Fuel Tank and Pressure Lubricator Parts

PARTS LIST — HOMELITE CHAIN SAW MODEL 26LCS

7

FUEL TANK AND PRESSURE LUBRICATOR PARTS (See Figure 4)

Index No.	Part No.	Nomenclature	Units Per Ass'y
1	80571	Screw—Spin-lock, 6-32 x 3/8"	4
2		No longer required	0
3	71550	Cover—Lubricator	1
4	71551	Gasket—Lubricator cover	1
	AA-72177	Pressure Lubricator Assembly	1
		Composed of	
5	AA-72178	Tube and Screen Assembly	1
	31734	Elbow Connector—90°	1
6	25527-1	Ball—Check	2
7	71760	Spring—Check	2
8	71761	Body—Lubricator	1
9	71759	Screw—Plug	1
10	71765	Adapter—Connector	1
11	31734	Connector—Elbow, 90°	1
12	71762	Spring—Plunger	1
13	71763	Tube—Plunger	1
14	71764	Plunger Button Assembly	1
	72681	Plate—Pump locking	1
15	31733-1	Adapter—Straight	2
16	AA-72444	Oil Line Assembly	1
17	AA-71655	Oil Filler Cap with Gasket Assembly	1
		Composed of	
18	72280	Gasket—Oil filler cap	1
19	AA-71553	Oil Filler Cap Assembly	1
20	AA-72172	Fuel Filler Cap with Gasket Assembly	1
		Composed of	
21	*	Fuel Filler Cap Assembly	1
22	72173	Gasket—Fuel filler cap	1
23	AA-72131	Pressure Line Assembly	1
24	AA-72127	Elbow Connector Assembly	1
25	AA-72168	Fuel Tank with Decalcomania Assembly	1
	72170	Decalcomania	1
26		No longer required	0
27	80572	Screw—Spin-lock, 10-32 x 5/8"	2
	80583	Screw—Spin-lock, 10-32 x 3/4"	1
28	72174	Gasket—Outlet fitting	1
29	AA-72104	Outlet Fitting Assembly	1
		Composed of	
30	AA-72108	Outlet Strainer Assembly	1
	72818	Sleeve—Rubber silencer	1
31	72107-A	Sleeve—Flexible	1
32	AA-72475	Outlet Fitting and Tube Assembly	1
33	80451	Screw—Flat hd., 6-32 x 3/8"	4
34	72175	Cock—Shut-off	1

*Not sold separately

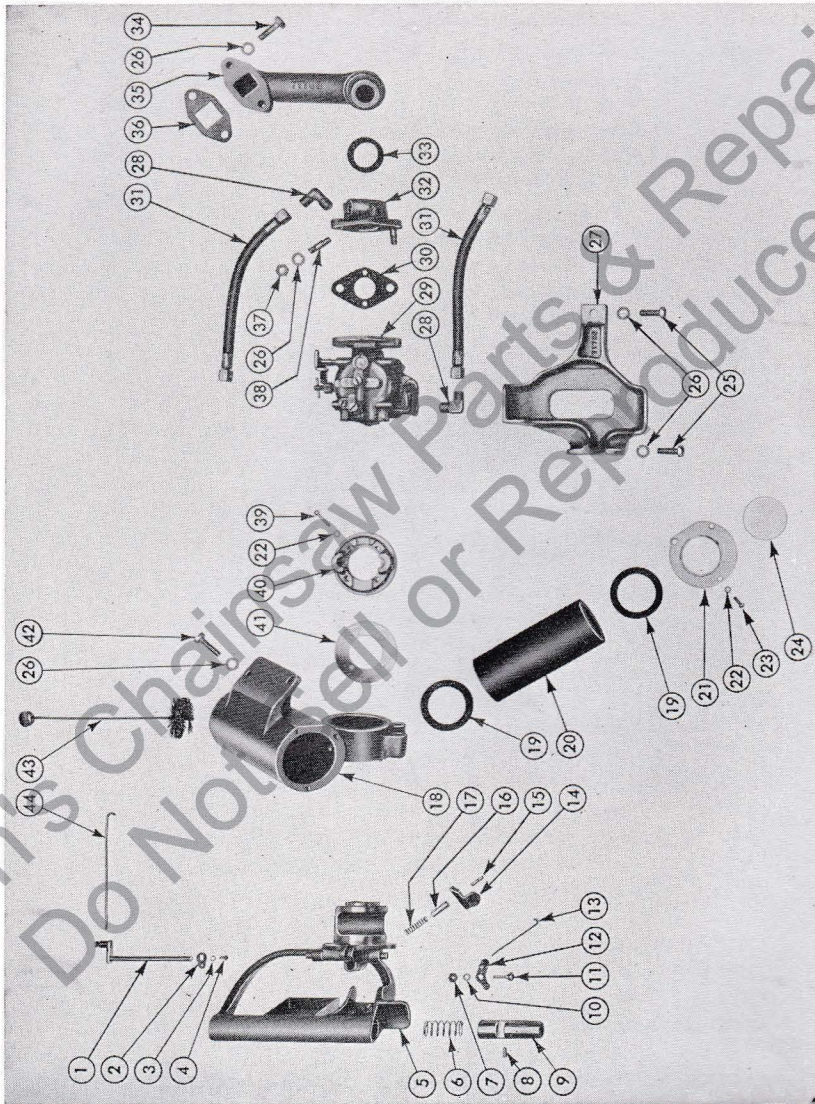


Figure 5—Swivel Handle Parts

SWIVEL HANDLE PARTS (See Figure 5)

Index No.	Part No.	Nomenclature	Units Per Ass'y
1	AA-72162	Throttle Shaft Assembly	1
2	72165-A	Link—Throttle shaft, right	1
3	83008	Washer—Lock, #4	1
4	80006	Screw—Rd. hd., 4-36 x 1/4"	1
5	AA-72158	Swivel Handle Sub-Assembly	1
		Composed of	
	*	Handle—Swivel	1
	AA-71768	Throttle Lock Parts	1
6	71404	Spring—Throttle button	1
7	81054	Nut—Hex, 5-40	1
8	80547	Screw—Throttle button	1
9	72160	Button—Throttle	1
10	84059	Washer—Brass, #5	1
11	71320	Screw—Throttle lever	1
12	AA-71424-1	Throttle Lever Assembly	1
		Composed of	
	*	Lever—Throttle	1
	80465	Screw—Rd. hd., 6-32 x 1/4"	1
13	72161	Rod—Throttle, right	1
14	72383	Lever—Indexing	1
15	71643	Pin—Groove	1
16	71383	Plunger—Indexing lever	1
17	19748	Spring—Indexing lever	1
18	AA-72150	Swivel Handle Bracket Sub Assembly	1
		Composed of	
	71794-B	Bracket—Swivel handle	1
	72151-A	Ring—Handle indexing	1
	71430	Pin—Dowel	2
	72152	Bushing—Swivel handle bracket	1
	72506	Gasket—Swivel handle (front)	1
	72507	Gasket—Swivel handle (rear)	1
	AA-72479	Air Filter Element with Gasket	1
		Composed of	
19	72153	Gasket—Air filter	2
20	*	Element—Air filter	1
21	72155	Cover—Air filter	1
22	83004	Washer—Lock, #6	7
23	80261	Screw—Rd. hd., 6-32 x 3/8"	3
24	AA-72686	Button—Plug, with decalomania	1
25	80218-1	Screw—Hex hd., 1/4-20 x 3/4"	2
26	83009	Washer—Lock, 1/4"	9
27	71795-B	Guard—Carburetor	1
28	S-740-1	Elbow—90°	2
29	AA-72146	Carburetor with Spacer Assembly (See Fig. 6 for breakdown)	1
30	71155	Gasket—Carburetor flange	1
31	72310-A	Line—Flexible fuel	2
32	71793	Flange—Carburetor swivel	1
33	71408-A	Gasket—Carburetor swivel flange	1
34	80218	Screw—Hex hd., 1/4-20 x 3/4"	2
35	71758	Manifold—Intake	1
36	71154	Gasket—Intake manifold flange	1
37	81013	Nut—Hex, 1/4-20	2
38	27464	Stud	2
39	80461	Screw—Rd. hd., 6-32 x 5/8"	4
40	71298-A	Plate—Swivel handle	1
41	71403	Shim—Swivel handle	1
42	80181-1	Bolt—Hex hd., 1/4-20 x 7/8"	2
43	AA-72260	Air Filter Brush Assembly	1
44	72180	Rod—Throttle, left	1

*Not sold separately.

10 PARTS LIST—HOMELITE CHAIN SAW MODEL 26LCS

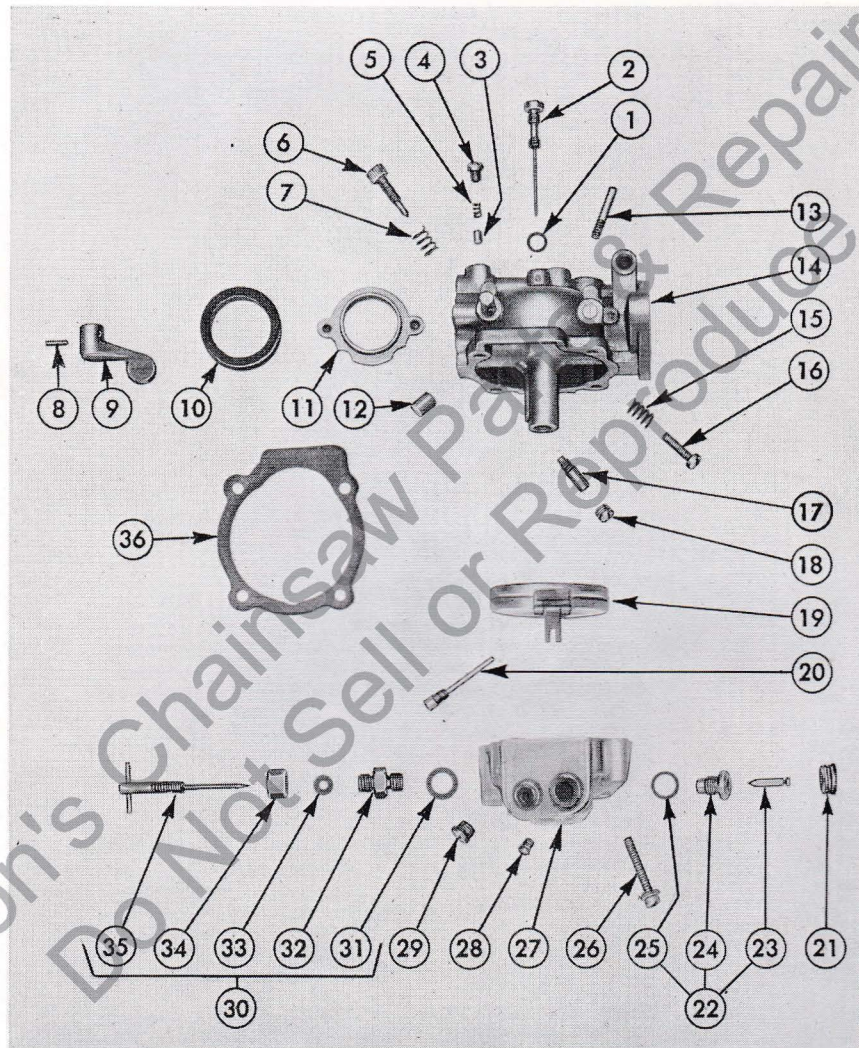


Figure 6—Carburetor Parts

CARBURETOR PARTS (See Figure 6)

Index No.	Part No.	Nomenclature	Units Per Ass'y
	AA-72146	Carburetor with Spacer Assembly	1
		Composed of	
1	72403	Gasket—Idle by-pass tube	1
2	72402	Idle By-Pass Tube Assembly	1
3	71494	Pin—Choke friction	1
4	71496	Screw—Choke friction pin	1
5	71495	Spring—Choke friction pin	1
6	71507	Screw—Idle mixture adjustment	1
7	71508	Spring—Idle mixture adjustment screw	1
	AA-72401	Body—Service (upper half)	1
		Composed of	
8	28102	Pin—Choke lever	1
9	71497	Lever—Choke	1
10	71408-A	Gasket—Carburetor swivel flange	1
11	71299-A	Spacer—Carburetor	1
12	72342	Plug—Felt	2
13	28126	Pin—Throttle stop	1
14	*	Body—Upper half	1
15	28064	Spring—Idle stop screw	1
16	71509	Screw—Idle stop	1
	*	Plugs	
	*	Pins—Stop	
	*	Tube—Bleed	
	*	Shaft—Choke	1
	*	Shutter—Choke	1
	71500	Screw—Choke shutter	1
	*	Throttle Shaft Assembly	1
	*	Shutter—Throttle	1
	71519	Screw—Throttle shutter	1
	71518	Spring—Throttle return	1
17	72404	Nozzle—Main	1
18	71516	Screw—Nozzle channel plug	1
19	31855	Float	1
20	71503	Screw—Float lever pinion	1
21	71506	Screw—Float bowl plug (large)	1
22	31854	Inlet Needle and Seat Assembly with Gasket	1
		Composed of	
23	*	Needle—Inlet	1
24	*	Seat—Inlet	1
25	71513	Gasket—Inlet needle and seat	1
26	71493	Screw with Lockwasher Assembly	4
27	71504	Bowl—Float	1
28	71505	Screw—Float bowl drain (small)	1
29	28068	Screw—Float bowl plug (medium)	1
30	AA-31856	Main Adjustment Screw Assembly	1
		Composed of	
31	28055	Gasket—Main adjustment screw	1
32	28057	Gland—Main adjustment screw	1
33	15037	Packing—Gland	1
34	28058	Nut—Main adjustment screw	1
35	31853	Screw—Main adjustment	1
36	71492	Gasket—Float bowl cover	1

*Not sold separately

12 PARTS LIST — HOMELITE CHAIN SAW MODEL 26LCS

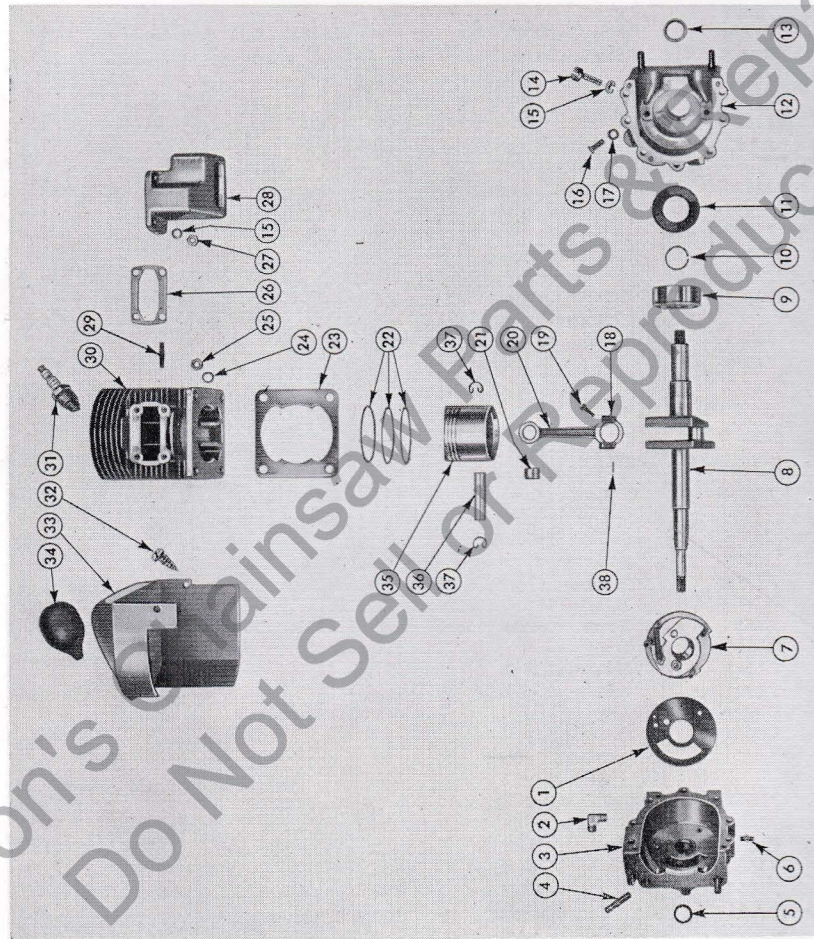


Figure 7—Engine Parts

ENGINE PARTS (See Figure 7)

Index No.	Part No.	Nomenclature	Units Per Ass'y
	A-72116	Crankcase Assembly—Front half	1
		Composed of	
1	71052-1	Plate—Intake valve	1
2	S-740-1	Elbow—90°	1
3	*	Crankcase—Front half	1
4	72787	Stud—Cylinder	2
5	71110	Seal—Garlock	1
6	31733-2	Adapter—Straight	1
	*	Pin—Dowel	2
7	A-6035	Governor Assembly	1
8	72014-4	Crankshaft	1
9	71164-A	Bearing—Main, ND45505	1
10	50033	Ring—Main bearing retaining	1
11	71106	Gasket—Crankcase sealing	1
	AA-72405	Crankcase Assembly—Rear half	1
		Composed of	
12	*	Crankcase—Rear half	1
13	72413	Seal—Garlock	1
	72787	Stud—Cylinder	2
	*	Pin—Dowel	5
14	80181-1	Bolt—Hex hd., 1/4-20 x 7/8"	7
15	83009	Washer—Lock, 1/4"	10
16	19238-A	Screw—Main bearing retaining	2
17	83061	Washer—Lock, special thin	2
	AA-72312	Connecting Rod Assembly	1
		Composed of	
18	*	Cap—Connecting rod	1
19	80492	Screw—Allen cap, 10-32 x 1/2"	2
20	*	Rod—Connecting	1
21	72311	Bearing—Piston pin	1
22	72039	Ring—Piston	3
23	71124	Gasket—Cylinder	1
24	83042	Washer—Lock, 5/16"	4
25	25412	Nut—Hex, 5/16-24	4
26	50335-A	Gasket—Exhaust	1
27	81065	Nut—Hex, 1/4-28	3
28	AA-72736	Muffler Assembly	1
	A-72121	Cylinder Assembly with Studs and Helicoil	1
		Composed of	
29	71304	Stud—Manifold	3
30	*	Cylinder	1
	72122	Insert—Helicoil	1
31	72283	Spark Plug with Gasket	1
	25038	Gasket—Spark plug	1
32	80523	Screw—Sheet metal, #8 binder	2
33	72015-A	Shield—Cylinder	1
34	72138	Cover—Spark plug	1
	AA-72406	Piston and Pin Assembly with Retainers	1
		Composed of	
35	*	Piston	1
36	*	Pin—Piston	1
37	25502	Ring—Piston pin retaining	2
	AA-72206	Set of Needle Rollers	1
		Composed of	
38	72256	Roller—Needle	31

*Not sold separately.

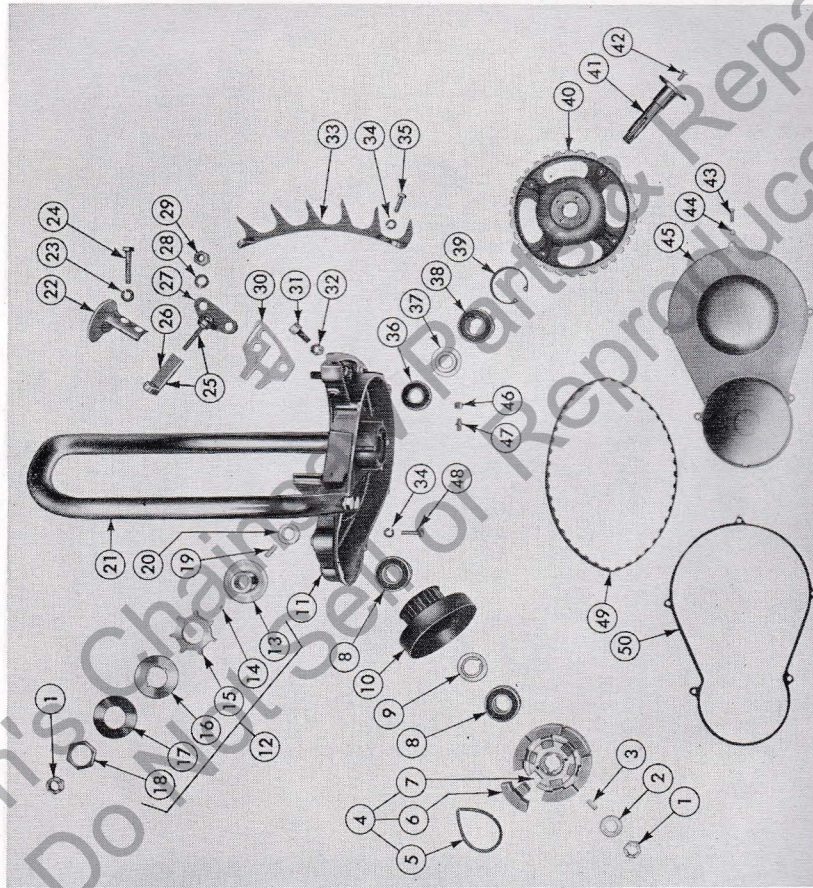


Figure 8—Drive Case Parts

PARTS LIST — HOMELITE CHAIN SAW MODEL 26LCS 15

DRIVE CASE PARTS (See Figure 8)

Index No.	Part No.	Nomenclature	Units Per Ass'y
1	81101	Nut—Flexloc, 1/2-20	2
2	71193-B	Washer—Flat, 1/2"	1
	73131	Cover—Clutch	1
3	30449	Key—Clutch, 3/16" sq. x 7/16"	2
4	AA-72020	Clutch Assembly	1
		Composed of	
5	72019	Spring—Clutch	2
6	72018	Shoe—Clutch	6
7	72017	Spider—Clutch	1
8	72514	Bearing—Clutch drum, MR-S-8-SZZ	2
9	72016	Spacer—Clutch drum bearing	1
10	AA-71960	Clutch Sprocket and Drum Assembly	1
11	†AA-72474	Drive Case Assembly	1
		Composed of	
	*	Drive Case Sub-Assembly	1
	30679	Stud—Guide bar	2
12	AA-72854	Chain Drive Slipper Sprocket	1
		Composed of	
13	72853	Hub—Sprocket	1
14	71973-A	Pin—Sprocket	2
15	72254-B	Insert—Sprocket	1
16	71974-A	Flange—Sprocket	1
17	71970	Spring—Sprocket	1
18	71975-B	Nut—Sprocket	1
19	71374	Key—Sprocket, 3/16" sq. x 11/16"	1
20	†71820-A	Spacer—Chain drive sprocket	1
21	AA-72034	Handle Bar Assembly	1
22	72223	Guard—Handle bar	1
23	83003	Washer—Lock, 5/16"	4
24	80463	Screw—Hex hd. alum., 5/16-18 x 1 1/2"	4
25	AA-72184	Adjusting Plate Assembly with Bracket	1
		Composed of	
26	71946-A	Bracket—Adjusting	1
27	AA-72407	Adjusting Plate and Screw Assembly	1
28	83018	Washer—Lock, 3/8"	2
29	81089	Nut—Hex, 3/8-16	2
30	72374	Shim—Guide bar	1
31	72268	Guide Bar Key and Stud Assembly	1
32	81102	Nut—Lock, 5/16-18	1
33	73420	Plate—Spiked bumper	1
34	83009	Washer—Lock, 1/4"	6
35	80181-1	Screw—Hex hd., 1/4-20 x 7/8"	2
36	†72328	Bearing—Sprocket shaft, small	1
37	†71819-A	Spacer—Sprocket shaft bearing	1
38	72514	Bearing—Sprocket shaft, large	1
39	31080	Ring—Retaining	1
40	71754	Pulley—Sprocket	1
41	†71817-B	Shaft—Sprocket	1
42	80031	Screw—Flat hd., 10-32 x 1/2"	4
43	80560	Screw—Spin-lock	7
44	83000	Washer—Lock, #8	7
45	AA-72534	Cover and Gasket Assembly	1
46	31734	Connector—Elbow	1
47	31733-1	Adapter—Straight	1
48	80218-1	Screw—Hex hd., 1/4-20 x 3/4"	4
49	71270	Belt—Drive	1
50	72195-D	Gasket—Drive case cover	1
†Note:	For saws below Serial No. 332517 order the following parts:		
	AA-72450	Drive Case Assembly	
	71820	Spacer—Chain drive sprocket	
	72040	Bearing—Sprocket shaft, small	
	71819	Spacer—Sprocket shaft bearing	
	71817	Shaft—Sprocket	

*Not sold separately

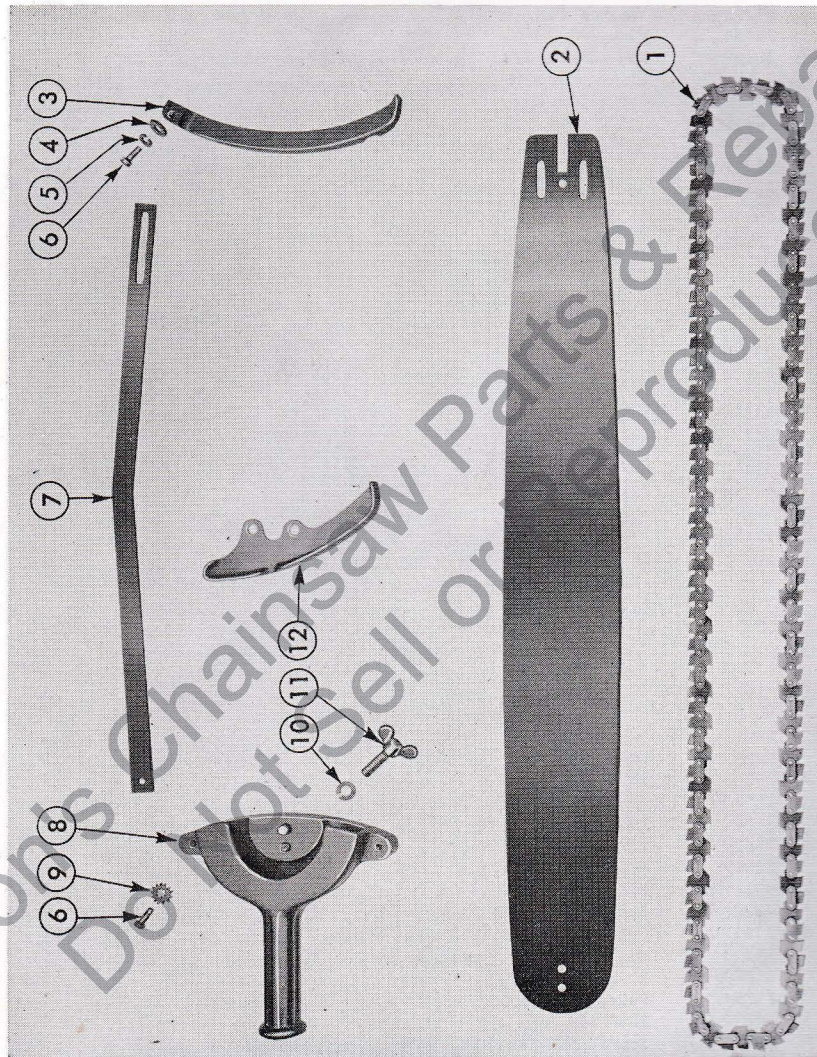


Figure 9-18", 23", 28", and 38" Saw Parts

PARTS LIST — HOMELITE CHAIN SAW MODEL 26LCS 17

18", 23", 28", and 38" SAW PARTS (See Figure 9)

Index No.	Part No.	Nomenclature	Units Per Ass'y
1	AA-72580	38" Homelite Chain with Kit (.050-9/16")	1
	AA-72578	28" Homelite Chain with Kit (.050-9/16")	1
	AA-72577	23" Homelite Chain with Kit (.050-9/16")	1
	AA-72576	18" Homelite Chain with Kit (.050-9/16")	1
	AA-72611	38" Oregon #7 Chain w/Kit (.050-9/16")	1
	AA-72609	28" Oregon #7 Chain w/Kit (.050-9/16")	1
	AA-72608	23" Oregon #7 Chain w/Kit (.050-9/16")	1
	AA-72607	18" Oregon #7 Chain w/Kit (.050-9/16")	1
	2	AA-73446	38" Guide Bar (.050)
AA-72409		28" Guide Bar (.050)	1
AA-72330		23" Guide Bar (.050)	1
AA-72410		18" Guide Bar (.050)	1
*AA-72458		38" Two Man Conversion Kit	1
*AA-72456		28" Two Man Conversion Kit	1
*AA-72455		23" Two Man Conversion Kit	1
		Composed of	
AA-72344		Plain Bumper Plate Assembly	1
		Composed of	
3	72090	Plate—Plain bumper	1
4	84004	Washer—Flat, 1/4"	1
5	83009	Washer—Lock, 1/4"	1
6	80045	Screw—Fil. hd., 1/4-20 x 1/2"	1
7	*71693	38" Chain Guard	1
	*72419	28" Chain Guard	1
	*72092	23" Chain Guard	1
	AA-72343	Helper's End Assembly	1
	Composed of		
8	AA-72345	Helper's End Handle with Pin	1
9	83045	Washer—Lock, 1/4", int.-ext.	1
	80045	Screw—Fil. hd., 1/4-20 x 1/2"	1
10	83018	Washer—Lock, 3/8"	1
11	80488	Screw—Thumb, 3/8-16 x 1"	1
12	72270	Shoe—Bumper	1

*Note: Order the proper size to fit your Chain Saw.

18 PARTS LIST — HOMELITE CHAIN SAW MODEL 26LCS

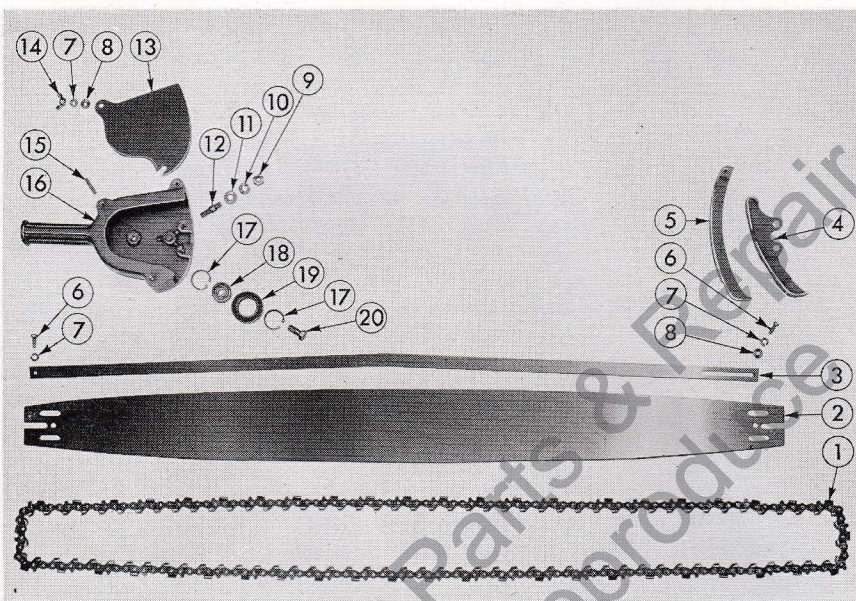


Figure 10—42" Saw Parts

Index No.	Part No.	Nomenclature	Units Per Ass'y
1	AA-72612	42" Oregon #7 Chain w/Kit (.050-9/16")	1
2	72222	42" Guide Bar (.050)	1
3	72271	42" Chain Guard	1
4	72270	Shoe—Bumper	1
	AA-72344	Plain Bumper Plate Assembly	1
		Composed of	
5	72090	Plate—Plain bumper	1
6	80045	Screw—Fil. hd., 1/4-20 x 1/2"	1
7	83009	Washer—Lock, 1/4"	1
8	84004	Washer—Flat, 1/4"	1
	AA-72351	Helper's End Assembly	1
		Composed of	
9	81089	Nut—Hex, 3/8-16	2
10	83018	Washer—Lock, 3/8"	2
11	84010	Washer—Flat, 3/8"	2
12	30327	Stud—Guide bar	2
13	72237	Cover—Helper's end	1
	84004	Washer—Flat, 1/4"	2
	83009	Washer—Lock, 1/4"	3
14	81003	Nut—Wing, 1/4-20	2
15	26304	Stud, 1/4-20	2
16	AA-72476	Handle Sub Assembly with Pin	1
	AA-72232	Idler Wheel Assembly	1
		Composed of	
17	71726	Ring—Snap	2
18	72204	Bearing—Ball, N.D. 77500	1
20	72227	Wheel—Idler	1
19	72213	Screw—Idler wheel	1
	80045	Screw—Fil. hd., 1/4-20 x 1/2"	1

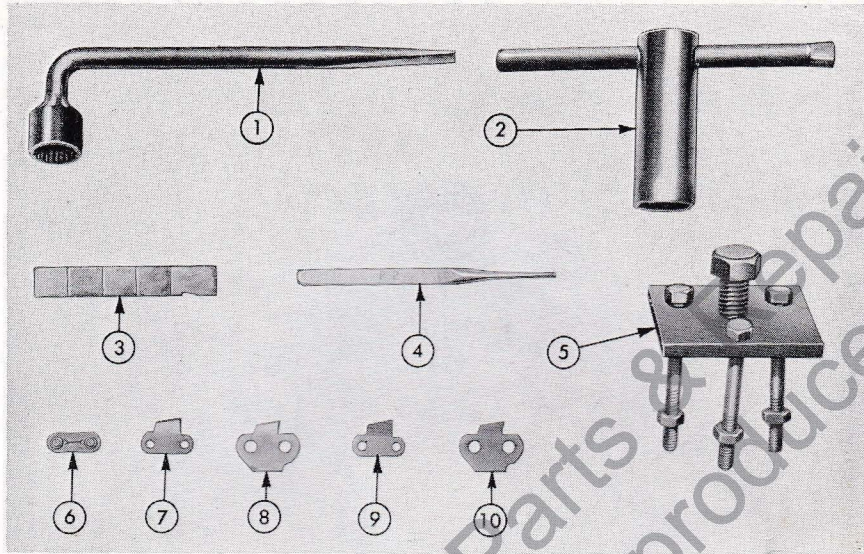


Figure 11—Service Parts and Tool Kit

Index No.	Part No.	Nomenclature	Units Per Ass'y
1	22183	Wrench—Socket, 5/8"	1
2	22719	Wrench—Socket, spark plug (without handle)	1
3	31247	Gauge—Clearance (when ordered only)	1
4	31249	Punch—Pin	1
5	(Sold only as Special Service Tool)		
	AA-72568	Repair Kit for Homelite Chain	1
		Composed of	
6	AA-72566	Connecting Link w/Rivets, right	3
	AA-72567	Connecting Link w/Rivets, left	3
7	72564-1	Cutter—Right	3
8	29502-1	Raker—Right	1
9	72564-2	Cutter—Left	3
10	29502-2	Raker—Left	1
	AA-72594	Repair Kit for Oregon #7 Chain (.050-9/16")	1
		Composed of	
	72597-1	Cutter—Right	1
	72597-2	Cutter—Left	1
	72595	Plain Tie Strap	2
	AA-72598	Tie Strap with Rivets	2
	72661	Rivet	4
	72596	Drive Link	1

HOMELITE *Carryable* PRODUCTS

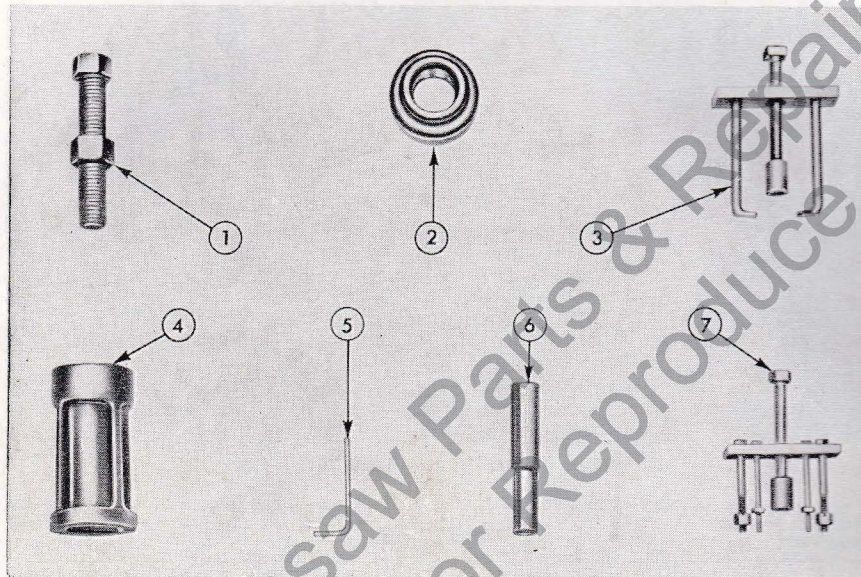


Figure 12—Special Service Tools

Index No.	Part No.	Nomenclature	Units Per Ass'y
1	AA-22680	Jackscrew Assembly	1
2	22678	Adapter—Assembly Fixture	1
3	AA-22592	Puller—Clutch drum bearing	1
4	AA-22557	Assembly Fixture	1
5	22126	Key—Allen, 5/32"	1
6	22692	Remover—Bearing	1
7	AA-22803	Clutch and Clutch Drum Puller	1
	AA-22560	Magneto Rotor Puller (See Figure 11—No. 5)	1

HOMELITE CORPORATION • PORT CHESTER, N.Y., U.S.A.

Printed in U.S.A.