

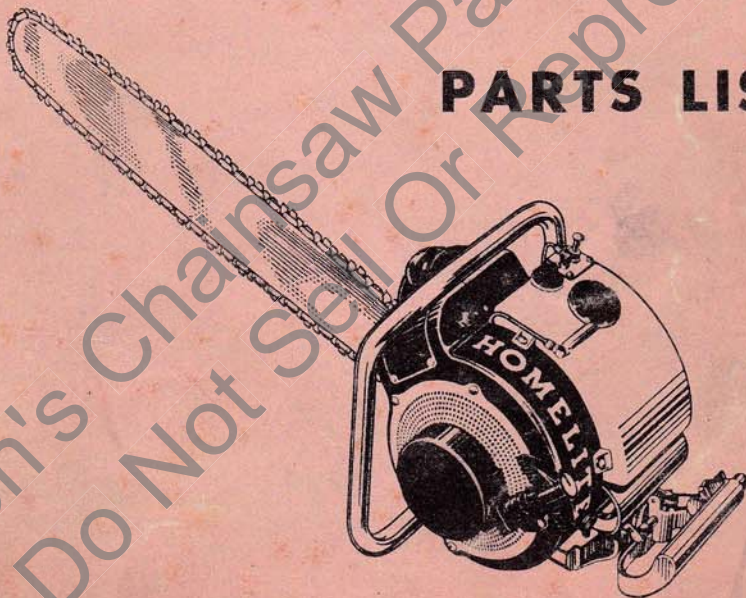
# HOMELITE

MODEL

**26 LCS**

**CHAIN SAW**

**PARTS LIST**



**Gasoline-Engine-Driven**

28765

**HOMELITE**

A Division of Textron Inc.  
PORT CHESTER, N.Y., U.S.A.



RECOIL STARTER PARTS (See Figure 1)

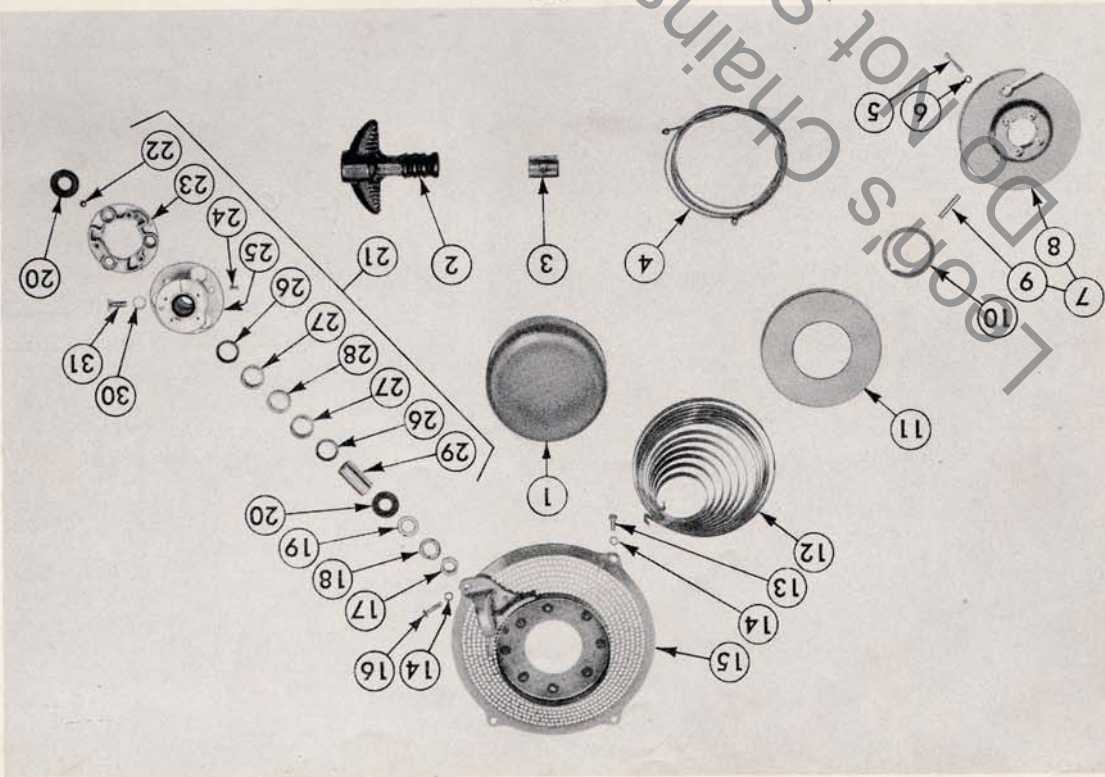


Figure 1—Recoil Starter Parts

Index No.	Part No.	Nomenclature	Units Per Assy
1	AA-73234	Starting Pulley Cover with Clips	1
2	71149-A	Grip—Starting cable	1
3	71420-A	Pin—Starting grip lock	1
4	AA-71997	Starting Cable Assembly	1
5	80475	Screw—Fil. hd., 6-32 x 3/4"	4
6	83004	Washer—Lock, #6	4
7	AA-7389-1	Starting Pulley Assembly	1
8		Composed of	
9	71577	Pulley—Starting	1
10	71588	Pin—Dowel	1
11	71603	Shim—Plastic	as req.
12	71470	Cover—Spring housing	1
13	80578	Spring—Recoil	1
14		Screw—Spin-lock, 10-32 x 7/16"	3
15	AA-72392	No longer required	0
16	80572	Air Screen and Bracket Assembly	1
17	81110	Screw—Spin-lock, 10-32 x 3/8"	1
18	83019	Nut—Hex jam, 7/16-20	1
19	84055	Washer—Lock, 7/16"	1
20	71598-A	Washer—Flat alum., 7/16"	1
21	AA-72308	Washer—Thrust	2
22	30355-1	Ball Drive Assembly	1
23	71563-C	Composed of	
24	80464	Ball—Steel	3
25	AA-72307-1	Plate—Ball drive	1
		Screw—Flat hd., 5-40 x 5/16"	3
		Ratchet and Hub Assembly	1
		Composed of	
	AA-72586	Ratchet Hub Assembly, with screws	1
	71570-B	Retainer—Ball	1
	AA-72306-1	Ratchet and Bearing Assembly	1
		Composed of	
	AA-73549	Ratchet with Formica Washer	1
26	71597	Seal—Garlock	2
27	71596	Bearing—Needle	2
28	71595	Felt—Wick	1
29	71196-B	Sleeve—Bearing	1
30	83074	Washer—Countersunk lock, 1/4"	3
31	80173	Screw—Flat hd., 1/4-20 x 5/8"	3
	73525	Washer—Thrust, formica	1

\*Not sold separately



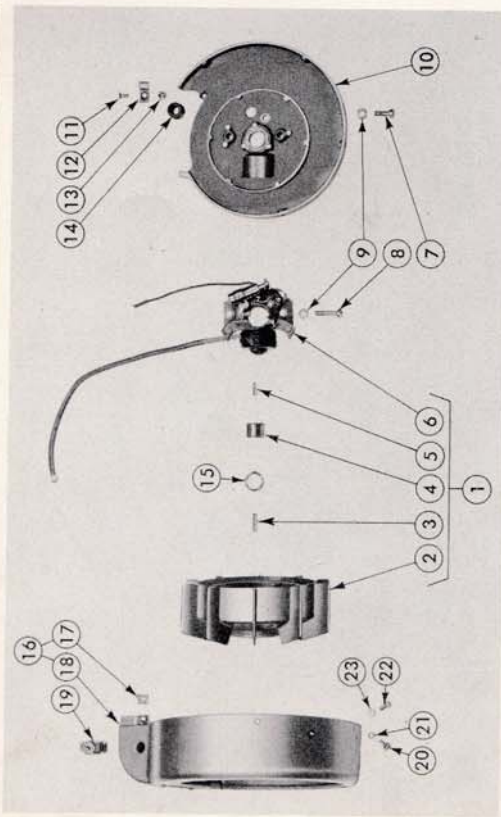


Figure 2—Ignition and Air Shroud Parts

Index No.	Part No.	Nomenclature	Units Per Assy
1	AA-72124	Magneto Assembly	1
2	72129	Composed of	1
3	19797	Rotor—Magneto	1
4	72126	Key—Rotor	1
5	71349	Cam	1
6	AA-72394	Key—Cam	1
7	80055	Stator Plate Assembly (See Figure 3 for breakdown)	1
8	80161	Screw—Fil. hd., 1/4-20 x 3/4"	1
9	83009	Screw—Fil. hd., 1/4-20 x 1 1/8"	2
10	71989-A	Washer—Lock, 1/4"	3
11	80031	Plate—Back	1
12	72133	Screw—Flat hd., 10-32 x 1/2"	1
13	81109	Clamp	1
14	71488	Nut—Flex lock, 10-32	1
15	60407	Grommet	1
16	AA-72393	Washer—Spring	1
17	81094-1	Air Shroud Assembly	1
18	*	Composed of	1
	81094-1	Nut—Speed, #8	2
	71556-A	Shroud—Air	1
19	AA-72094	Decalcomania—Homelite	1
20	72259	Toggle Switch Assembly	1
21	81009	Stud—Fastener	1
22	80578	Nut—Hex, 8-32	1
23		Screw—Spin-lock, 10-32 x 7/8"	3
		No longer required	0

\*Not sold separately.

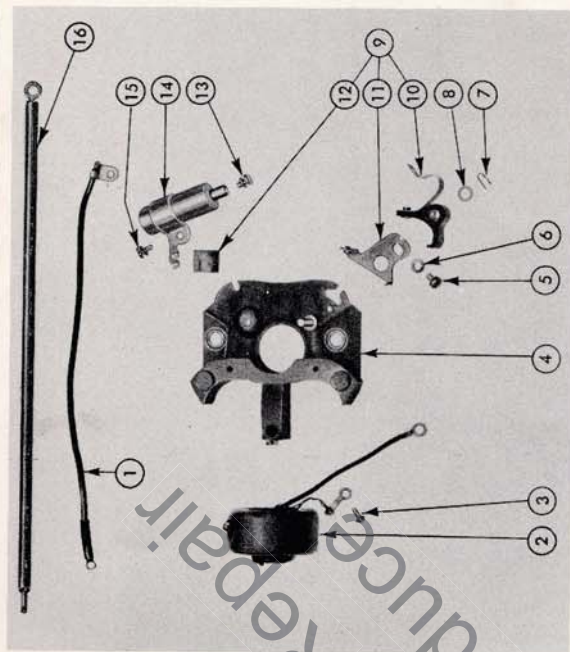


Figure 3—Stator Plate Parts

Index No.	Part No.	Nomenclature	Units Per Assy
	AA-72394	Stator Plate Assembly	1
		Composed of	
1	AA-72399	Toggle Switch Lead Assembly	1
2	72397	Coil—Magneto	1
3	72485	Screw—Ground	1
4	72395	Group—Stator	1
5	72486	Screw and Washer Assembly	1
6	72484	Washer—Contact plate	1
7	28008	Lock—Spring	1
8	30268	Washer—Breaker arm	1
9	72398	Set of Points	1-2
		Composed of	
10	*	Breaker Arm Assembly	1
11	*	Contact Plate Assembly	1
12	30267	Wick—Felt	1
13	72486	Screw and Washer Assembly	1
14	72396	Condenser—Magneto	1
15	72486	Screw and Washer Assembly	1
16	AA-72400	High Tension Lead Assembly	1

\*Not sold separately.



## FUEL TANK AND PRESSURE LUBRICATOR PARTS (See Figure 4)

Index No.	Part No.	Nomenclature	Units Per Assy
1	80571	Screw—Spin-lock, 6-32 x $\frac{3}{8}$ "	4
2		No longer required	0
3	71550	Cover—Lubricator	1
4	71551	Gasket—Lubricator cover	1
	AA-72177	Pressure Lubricator Assembly	1
		Composed of	
5	AA-72178	Tube and Screen Assembly	1
	31734	Elbow Connector—90°	1
6	25927-1	Ball—Check	2
7	71760	Spring—Check	2
8	71761	Body—Lubricator	1
9	71759	Screw—Plug	1
10	71765	Adapter—Connector	1
11	31734	Connector—Elbow, 90°	1
12	71762	Spring—Plunger	1
13	71763	Tube—Plunger	1
14	71764	Plunger Button Assembly	1
		Plate—Pump locking	1
15	72681	Adapter—Straight	2
16	31733-1	Oil Line Assembly	1
17	AA-72444	Oil Filler Cap with Gasket Assembly	1
	AA-71655	Composed of	
18	72280	Gasket—Oil filler cap	1
19	AA-71553	Oil Filler Cap Assembly	1
20	AA-72172	Fuel Filler Cap with Gasket Assembly	1
		Composed of	
21	*	Fuel Filler Cap Assembly	1
22	72173	Gasket—Fuel filler cap	1
23	AA-72131	Pressure Line Assembly	1
24	AA-72127	Elbow Connector Assembly	1
25	AA-72168	Fuel Tank with Decalomania Assembly	1
	72170	Decalomania	1
26		No longer required	0
27	80572	Screw—Spin-lock, 10-32 x $\frac{3}{8}$ "	2
	80583	Screw—Spin-lock, 10-32 x $\frac{3}{8}$ "	1
28	72174	Gasket—Outlet fitting	1
29	AA-72104	Outlet Fitting Assembly	1
		Composed of	
30	AA-72108	Outlet Strainer Assembly	1
	72818	Sleeve—Rubber silencer	1
31	72107-A	Sleeve—Flexible	1
32	AA-72475	Outlet Fitting and Tube Assembly	1
33	80451	Screw—Flat hd., 6-32 x $\frac{3}{8}$ "	4
34	72175	Cock—Shut-off	1

\*Not sold separately

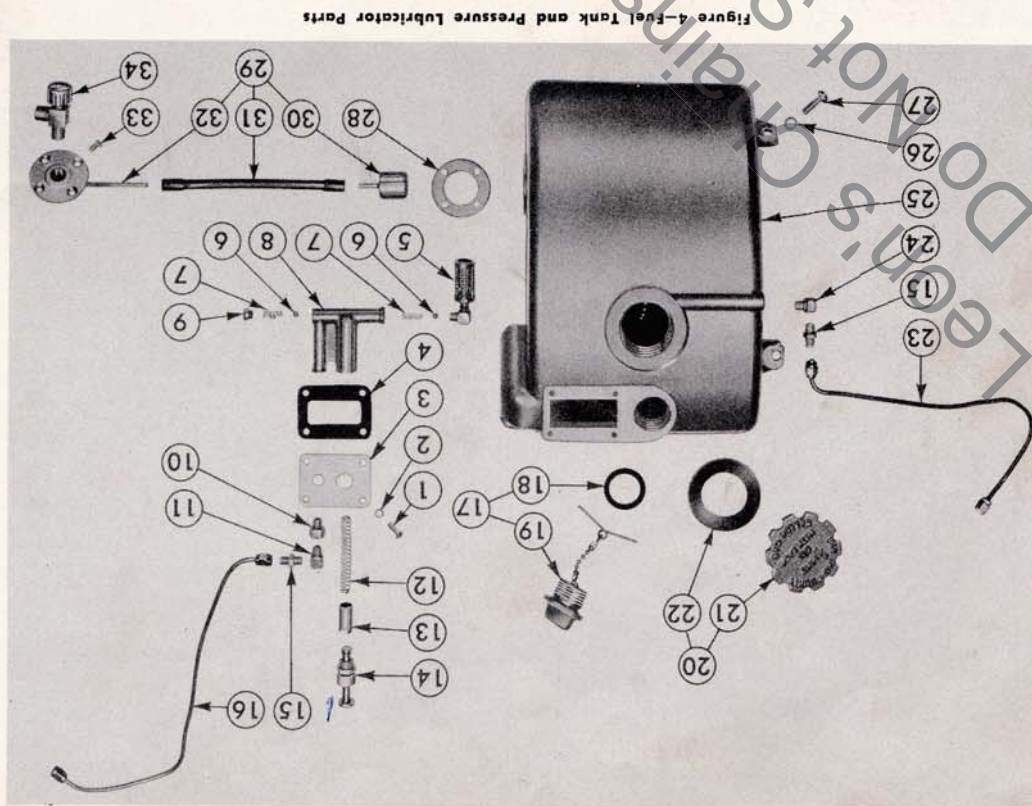


Figure 4—Fuel Tank and Pressure Lubricator Parts



SWIVEL HANDLE PARTS (See Figure 5)

Index No.	Part No.	Nomenclature	Units Per Assy
1	AA-72162	Throttle Shaft Assembly	1
2	72165-A	Link—Throttle shaft, right	1
3	83008	Washer—Lock, #4	1
4	80006	Screw—Rd. hd., 4-36 x 1/4"	1
5	AA-72158	Swivel Handle Sub-Assembly	1
		Composed of	
		Handle—Swivel	1
		Throttle Lock Parts	1
6	AA-71768	Spring—Throttle button	1
7	71404	Nut—Hex, 5-40	1
8	81054	Screw—Throttle button	1
9	80547	Button—Throttle	1
10	72160	Washer—Brass, #5	1
11	84059	Screw—Throttle lever	1
12	71320	Throttle Lever Assembly	1
		Composed of	
		Lever—Throttle	1
		Screw—Rd. hd., 6-32 x 1/4"	1
13	80465	Rod—Throttle, right	1
14	72161	Lever—Indexing	1
15	72383	Pin—Groove	1
16	71643	Plunger—Indexing lever	1
17	71383	Spring—Indexing lever	1
18	19748	Swivel Handle Bracket Sub Assembly	1
		Composed of	
		Bracket—Swivel handle	1
		Ring—Handle indexing	1
		Pin—Dowel	2
		Bushing—Swivel handle bracket	1
		Gasket—Swivel handle (front)	1
		Gasket—Swivel handle (rear)	1
		Air Filter Element with Gasket	1
		Composed of	
		Gasket—Air filter	2
		Element—Air filter	1
		Cover—Air filter	1
		Washer—Lock, #6	7
		Screw—Rd. hd., 6-32 x 3/8"	3
		Button—Plug, with decalcomania	2
		Screw—Hex hd., 1/4-20 x 3/4"	2
		Washer—Lock, 1/4"	9
		Guard—Carburetor	1
		Elbow—90°	2
		Carburetor with Spacer Assembly (See Fig. 6 for breakdown)	1
		Gasket—Carburetor flange	1
		Line—Flexible fuel	2
		Flange—Carburetor swivel	1
		Gasket—Carburetor swivel flange	1
		Screw—Hex hd., 1/4-20 x 3/4"	2
		Manifold—Intake	1
		Gasket—Intake manifold flange	1
		Nut—Hex, 1/4-20	2
		Stud	2
		Screw—Rd. hd., 6-32 x 5/8"	4
		Plate—Swivel handle	1
		Shim—Swivel handle	1
		Bolt—Hex hd., 1/4-20 x 7/8"	2
		Air Filter Brush Assembly	1
		Rod—Throttle, left	1
19	72153		
20	*		
21	72155		
22	83004		
23	80261		
24	AA-72686		
25	80218-1		
26	83009		
27	71795-8		
28	S-740-1		
29	AA-72146		
30	71155		
31	72310-A		
32	71793		
33	71408-A		
34	80218		
35	71758		
36	71154		
37	81013		
38	27464		
39	80461		
40	71298-A		
41	71403		
42	80181-1		
43	AA-72260		
44	72180		

\*Not sold separately.

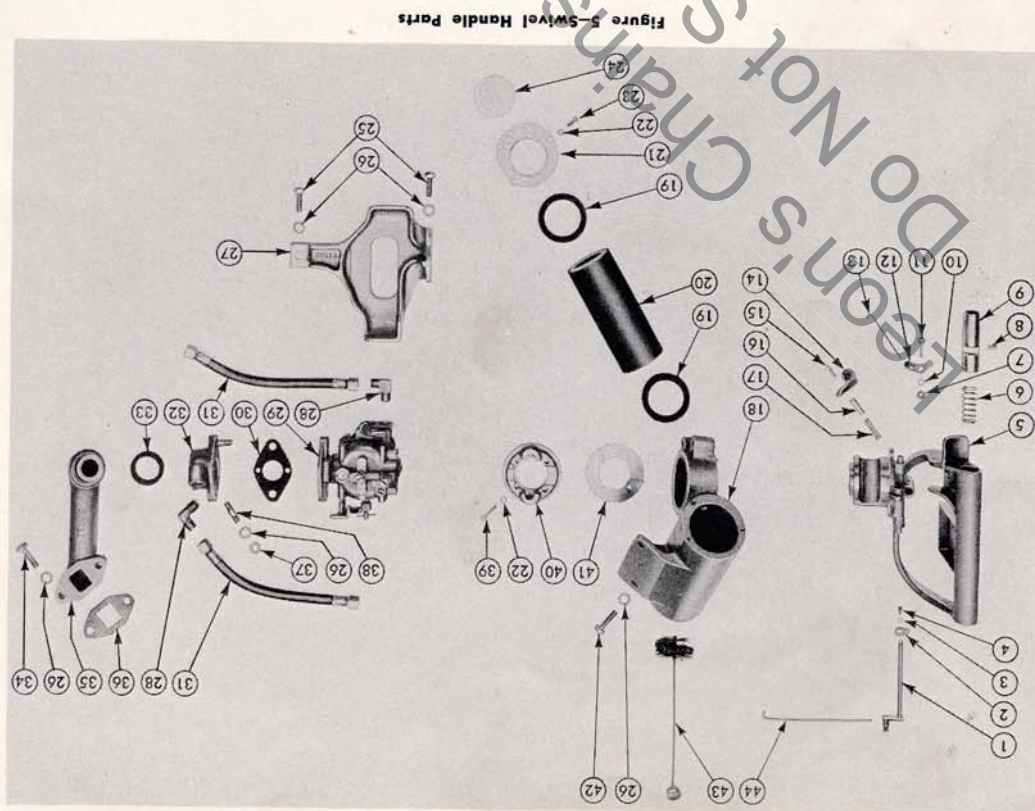


Figure 5—Swivel Handle Parts



CARBURETOR PARTS (See Figure 6)

Index No.	Part No.	Nomenclature	Units Per Ass'y
1	AA-72146	Carburetor with Spacer Assembly	1
2	72403	Composed of	1
3	72402	Gasket—Idle by-pass tube	1
4	71494	Idle By-Pass Tube Assembly	1
5	71496	Pin—Choke friction	1
6	71495	Screw—Choke friction pin	1
7	71507	Spring—Choke friction pin	1
8	71508	Screw—Idle mixture adjustment	1
9	71509	Spring—Idle mixture adjustment screw	1
10	AA-72401	Body—Service (upper half)	1
11	28102	Composed of	1
12	71497	Pin—Choke lever	1
13	71498	Lever—Choke	1
14	71499-A	Gasket—Carburetor swivel flange	1
15	71299-A	Spacer—Carburetor	1
16	72342	Plug—Felt	2
17	28126	Pin—Throttle stop	1
18	*	Body—Upper half	1
19	28064	Spring—Idle stop screw	1
20	71509	Screw—Idle stop	1
21	*	Plugs	1
22	*	Pins—Stop	1
23	*	Tube—Bleed	1
24	*	Shaft—Choke	1
25	*	Shutter—Choke	1
26	71500	Screw—Choke shutter	1
27	*	Throttle Shaft Assembly	1
28	*	Shutter—Throttle	1
29	71519	Screw—Throttle shutter	1
30	71518	Spring—Throttle return	1
31	72404	Nozzle—Main	1
32	71516	Screw—Nozzle channel plug	1
33	31855	Float	1
34	71503	Screw—Float lever pinion	1
35	71506	Screw—Float bowl plug (large)	1
36	31854	Inlet Needle and Seat Assembly with Gasket	1
37	*	Composed of	1
38	*	Needle—Inlet	1
39	*	Seat—Inlet	1
40	71513	Gasket—Inlet needle and seat	1
41	71493	Screw with Lockwasher Assembly	1
42	71504	Bowl—Float	4
43	71505	Screw—Float bowl drain (small)	1
44	28068	Screw—Float bowl plug (medium)	1
45	AA-31856	Main Adjustment Screw Assembly	1
46	*	Composed of	1
47	28055	Gasket—Main adjustment screw	1
48	28057	Gland—Main adjustment screw	1
49	15037	Packing—Gland	1
50	28058	Nut—Main adjustment screw	1
51	31853	Screw—Main adjustment	1
52	71492	Gasket—Float bowl cover	1

\*Not sold separately

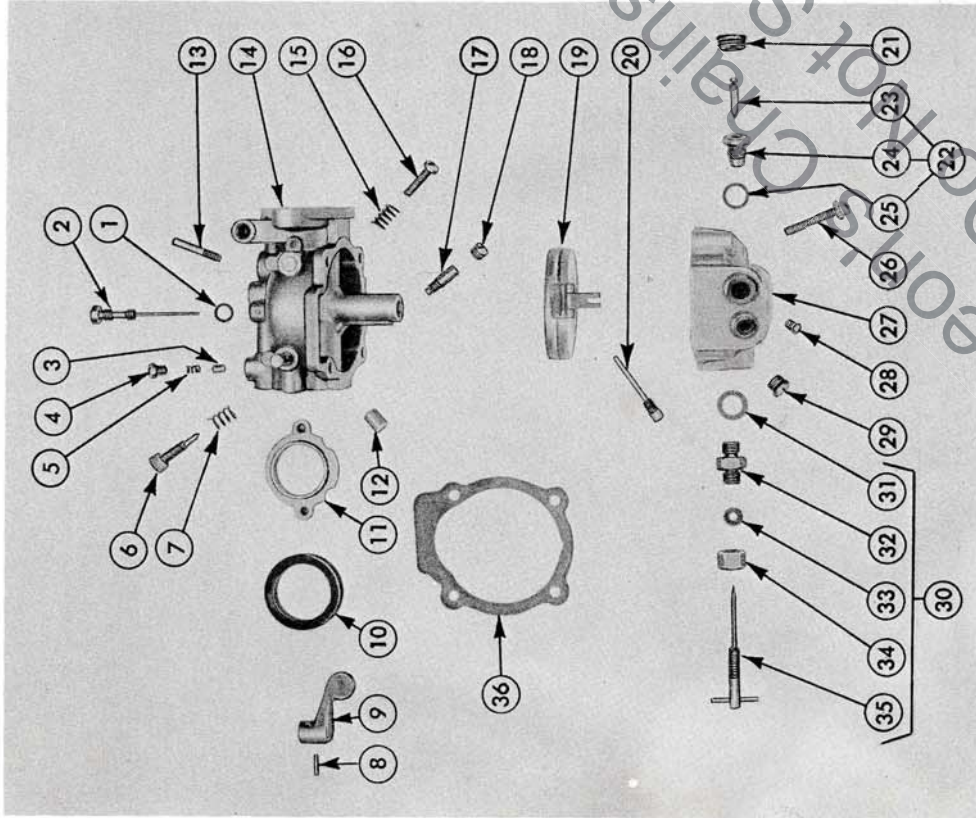


Figure 6—Carburetor Parts



## ENGINE PARTS (See Figure 7)

Index No.	Part No.	Nomenclature	Units Per Assy
1	A-72116	Crankcase Assembly—Front half	1
2	71052-1	Composed of	1
3	S-740-1	Plate—Intake valve	1
4	*	Elbow—90°	1
5	72787	Crankcase—Front half	1
6	71110	Stud—Cylinder	2
7	31733-2	Seal—Gasket	1
8	*	Adapter—Straight	2
9	A-6035	Pin—Dowel	1
10	72014-4	Governor Assembly	1
11	71164-A	Crankshaft	1
12	50033	Bearing—Main, ND4505	1
13	71106	Ring—Main bearing retaining	1
14	AA-72405	Gasket—Crankcase sealing	1
15	*	Crankcase Assembly—Rear half	1
16	72413	Composed of	1
17	72787	Crankcase—Rear half	1
18	80181-1	Seal—Gasket	1
19	83009	Stud—Cylinder	2
20	19238-A	Pin—Dowel	5
21	83061	Bolt—Hex hd., 1/4-20 x 7/8"	7
22	AA-72312	Washer—Lock, 1/4"	10
23	*	Screw—Main bearing retaining	2
24	80181-1	Washer—Lock, special thin	2
25	83009	Connecting Rod Assembly	1
26	83061	Composed of	1
27	AA-72312	Cap—Connecting rod	1
28	80492	Screw—Allen cap, 10-32 x 1/2"	2
29	*	Rod—Connecting	1
30	72311	Bearing—Piston pin	1
31	72039	Ring—Piston	3
32	71124	Gasket—Cylinder	1
33	83042	Washer—Lock, 5/16"	4
34	25412	Nut—Hex, 5/16-24	4
35	50335-A	Gasket—Exhaust	1
36	81065	Nut—Hex, 1/4-28	3
37	AA-72736	Muffler Assembly	1
38	A-72121	Cylinder Assembly with Studs and Helicoid	1
39	71304	Composed of	1
40	*	Stud—Manifold	3
41	72122	Cylinder	1
42	72283	Insert—Helicoid	1
43	25038	Spark Plug with Gasket	1
44	80523	Gasket—Spark plug	1
45	72015-A	Screw—Sheet metal, #8 binder	2
46	72138	Shield—Cylinder	1
47	AA-72406	Cover—Spark plug	1
48	*	Piston and Pin Assembly with Retainers	1
49	*	Composed of	1
50	25502	Piston	1
51	AA-72206	Ring—Piston pin retaining	1
52	72256	Set of Needle Rollers	2
53	*	Composed of	1
54	72256	Roller—Needle	31

\*Not sold separately.

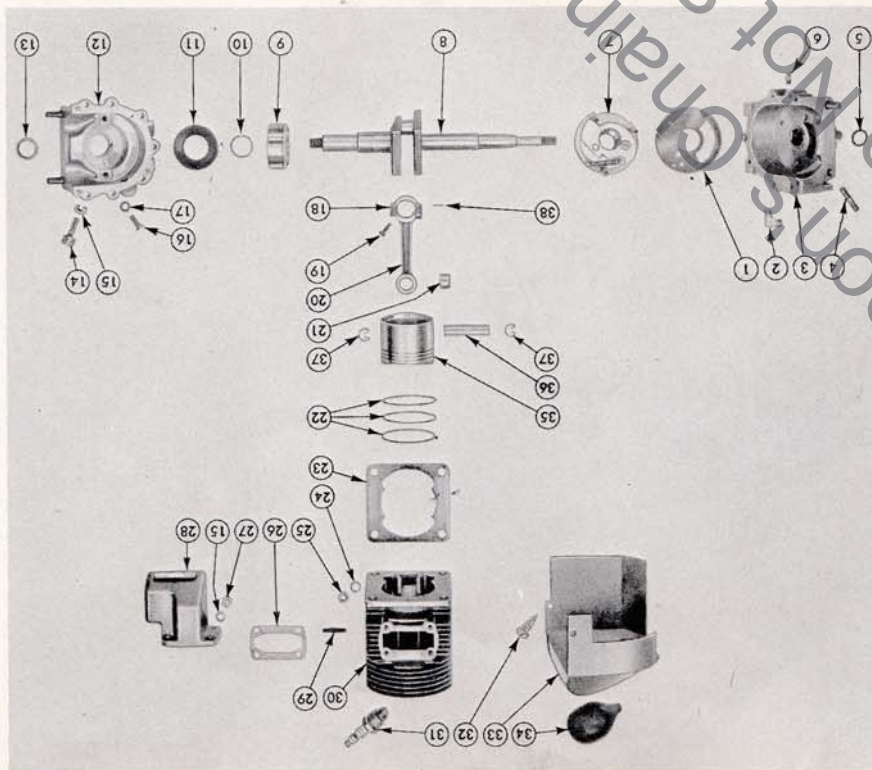


Figure 7—Engine Parts



## DRIVE CASE PARTS (See Figure 8)

Index No.	Part No.	Nomenclature	Units Per Assy
1	81101	Nut—Flexloc, 1/2-20	2
2	71193-B	Washer—Flat, 1/2"	1
3	73131	Cover—Clutch	1
4	30449	Key—Clutch, 3/16" sq. x 7/16"	2
5	AA-72020	Clutch Assembly	1
6	72019	Composed of	2
7	72018	Spring—Clutch	6
8	72017	Shoe—Clutch	1
9	72514	Spider—Clutch	2
10	72016	Bearing—Clutch drum, MR-S-8-SZZ	1
11	AA-71960	Spacer—Clutch drum bearing	1
12	AA-72474	Clutch Sprocket and Drum Assembly	1
13	30679	Drive Case Sub-Assembly	1
14	AA-72854	Slid—Guide bar	2
15	72853	Chain Drive Slipper Sprocket	1
16	71973-A	Composed of	1
17	72254-B	Hub—Sprocket	2
18	71974-A	Pin—Sprocket	1
19	71970	Insert—Sprocket	1
20	71975-B	Flange—Sprocket	1
21	71374	Spring—Sprocket	1
22	711820-A	Nut—Sprocket	1
23	AA-72034	Key—Sprocket, 3/16" sq. x 11/16"	1
24	72223	Spacer—Chain drive sprocket	1
25	80063	Handle Bar Assembly	1
26	71946-A	Guard—Handle bar	1
27	AA-72407	Washer—Lock, 5/16"	4
28	83018	Screw—Hex hd., 5/16-18 x 1 1/2"	4
29	81089	Adjusting Plate Assembly with Bracket	1
30	72374	Composed of	1
31	72268	Bracket—Adjusting	1
32	81102	Adjusting Plate and Screw Assembly	2
33	73420	Washer—Lock, 3/8"	2
34	80009	Nut—Hex, 3/8-16	2
35	80181-1	Shim—Guide bar	1
36	72328	Guide Bar Key and Stud Assembly	1
37	711819-A	Nut—Lock, 5/16-18	1
38	72514	Plate—Spiked bumper	1
39	31080	Washer—Lock, 1/4"	6
40	71754	Screw—Hex hd., 1/4-20 x 7/8"	2
41	711817-B	Bearing—Sprocket shaft, small	1
42	80031	Spacer—Sprocket shaft bearing	1
43	80560	Bearing—Sprocket shaft, large	1
44	83000	Ring—Retaining	1
45	AA-72534	Pulley—Sprocket	1
46	31734	Shaft—Sprocket	1
47	31733-1	Screw—Flat hd., 10-32 x 1/2"	4
48	80218-1	Screw—Spin-lock	7
49	71270	Washer—Lock, #8	7
50	72195-D	Cover and Gasket Assembly	1
51	AA-72450	Connector—Elbow	1
52	71820	Adapter—Straight	1
53	72040	Screw—Hex hd., 1/4-20 x 3/4"	1
54	71819	Belt—Drive	4
55	71817	Gasket—Drive case cover	1

†Note: For saws below Serial No. 332517 order the following parts:

AA-72450 Drive Case Assembly  
 71820 Spacer—Chain drive sprocket  
 72040 Bearing—Sprocket shaft, small  
 71819 Spacer—Sprocket shaft bearing  
 71817 Shaft—Sprocket

\*Not sold separately

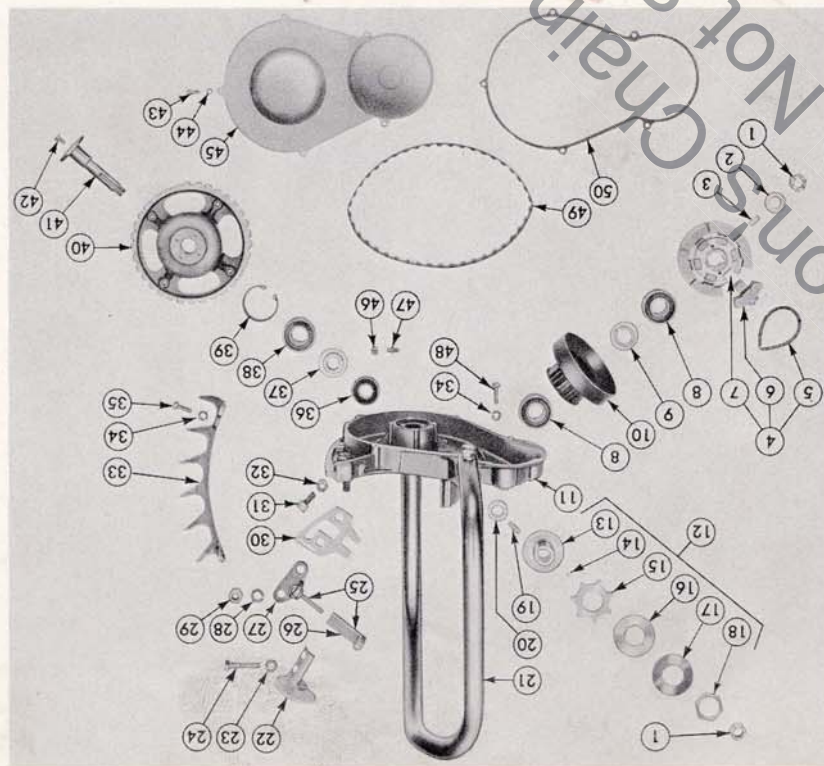


Figure 8—Drive Case Parts



18", 23", 28", and 38" SAW PARTS (See Figure 9)

Index No.	Part No.	Nomenclature	Units Per Ass'y
1	AA-72580	38" Homelite Chain with Kit (.050-9/16")	1
	AA-72578	28" Homelite Chain with Kit (.050-9/16")	1
	AA-72577	23" Homelite Chain with Kit (.050-9/16")	1
	AA-72576	18" Homelite Chain with Kit (.050-9/16")	1
	AA-72611	38" Oregon #7 Chain w/Kit (.050-9/16")	1
	AA-72609	28" Oregon #7 Chain w/Kit (.050-9/16")	1
	AA-72608	23" Oregon #7 Chain w/Kit (.050-9/16")	1
	AA-72607	18" Oregon #7 Chain w/Kit (.050-9/16")	1
2	AA-73446	38" Guide Bar (.050)	1
	AA-72409	28" Guide Bar (.050)	1
	AA-72330	23" Guide Bar (.050)	1
	AA-72410	18" Guide Bar (.050)	1
	*AA-72458	38" Two Man Conversion Kit	1
	*AA-72456	28" Two Man Conversion Kit	1
	*AA-72455	23" Two Man Conversion Kit	1
	AA-72344	Composed of Plain Bumper Plate Assembly	1
3	72090	Composed of Plate—Plain bumper	1
4	84004	Washer—Flat, 1/4"	1
5	83009	Washer—Lock, 1/4"	1
6	80045	Screw—Fil. hd., 1/4-20 x 1/2"	1
7	*71693	38" Chain Guard	1
	*72419	28" Chain Guard	1
	*72092	23" Chain Guard	1
	AA-72343	Helper's End Assembly	1
		Composed of	
8	AA-72345	Helper's End Handle with Pin	1
9	83045	Washer—Lock, 1/4", int.-ext.	1
	80045	Screw—Fil. hd., 1/4-20 x 1/2"	1
10	83018	Washer—Lock, 3/8"	1
11	80488	Screw—Thumb, 3/4-16 x 1"	1
12	72270	Shoe—Bumper	1

\*Note: Order the proper size to fit your Chain Saw.

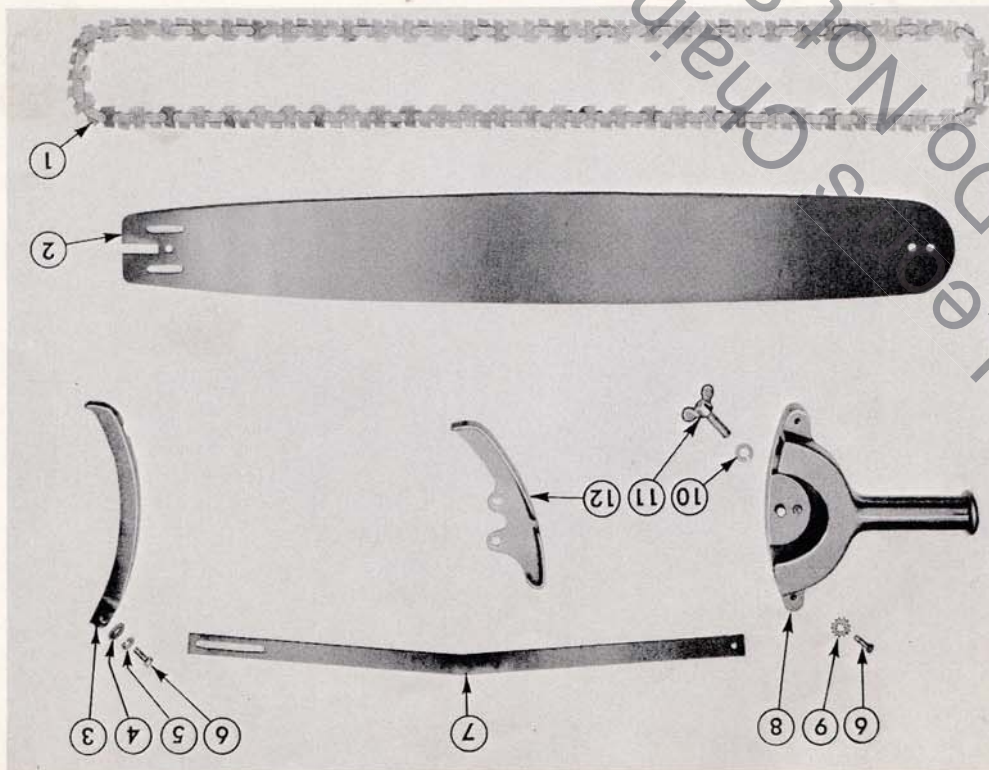


Figure 9—18", 23", 28", and 38" Saw Parts



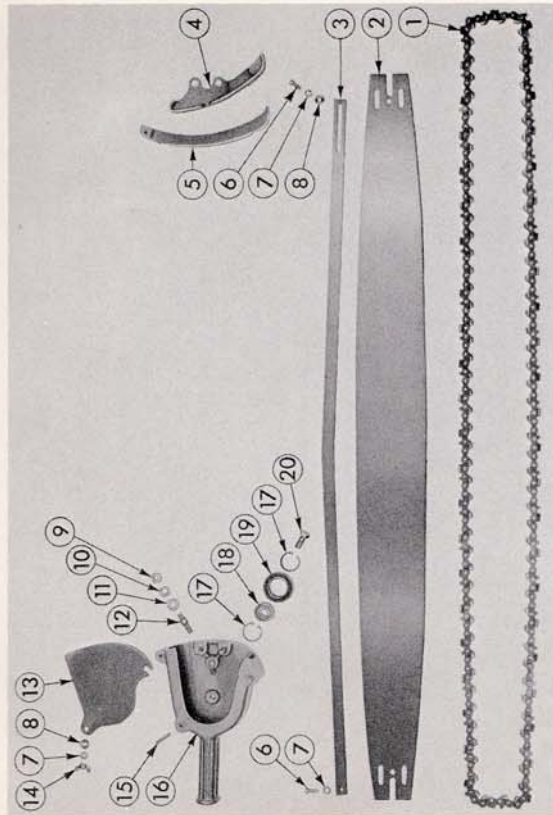


Figure 10-42" Saw Parts

Index No.	Part No.	Nomenclature	Units Per Assy
1	AA-72612	42" Oregon #7 Chain w/Kit (.050-9/16")	1
2	72222	42" Guide Bar (.050)	1
3	72271	42" Chain Guard	1
4	72270	Shoe-Bumper	1
	AA-72344	Plain Bumper Plate Assembly	1
		Composed of	
5	72090	Plate-Plain bumper	1
6	80045	Screw-Fil. hd., 1/4-20 x 1/2"	1
7	83009	Washer-Lock, 1/4"	1
8	84004	Washer-Flat, 1/4"	1
	AA-72351	Helper's End Assembly	1
		Composed of	
9	81089	Nut-Hex, 3/16"	2
10	83018	Washer-Lock, 3/16"	2
11	84010	Washer-Flat, 3/16"	2
12	30327	Stud-Guide bar	2
13	72237	Cover-Helper's end	1
	84004	Washer-Flat, 1/4"	2
	83009	Washer-Lock, 1/4"	3
14	81003	Nut-Wing, 1/4-20	2
15	26304	Stud, 1/4-20	2
16	AA-72476	Handle Sub Assembly with Pin	1
	AA-72232	Idler Wheel Assembly	1
		Composed of	
17	71726	Ring-Snap	2
18	72204	Bearing-Ball, N.D. 77500	1
19	72213	Wheel-Idler	1
20	72227	Screw-Idler wheel	1
	80045	Screw-Fil. hd., 1/4-20 x 1/2"	1

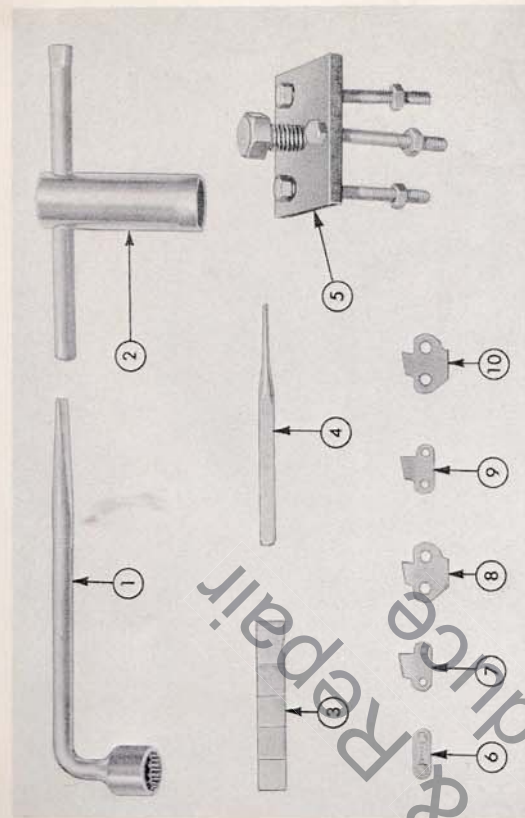


Figure 11-Service Parts and Tool Kit

Index No.	Part No.	Nomenclature	Units Per Assy
1	22183	Wrench-Socket, 5/8"	1
2	22719	Wrench-Socket, spark plug (without handle)	1
3	31247	Gauge-Clearance (when ordered only)	1
4	31249	Punch-Pin	1
5	(Sold only as Special Service Tool)	Repair Kit for Homelite Chain	1
	AA-72568	Composed of	
6	AA-72566	Connecting Link w/Rivets, right	3
	AA-72567	Connecting Link w/Rivets, left	3
7	72564-1	Cutter-Right	3
8	29502-1	Raker-Right	1
9	72564-2	Cutter-Left	3
10	29502-2	Raker-Left	1
	AA-72594	Repair Kit for Oregon #7 Chain (.050-9/16")	1
		Composed of	
	72597-1	Cutter-Right	1
	72597-2	Cutter-Left	1
	72595	Plain Tie Strap	2
	AA-72598	Tie Strap with Rivets	2
	72661	Rivet	4
	72596	Drive Link	1



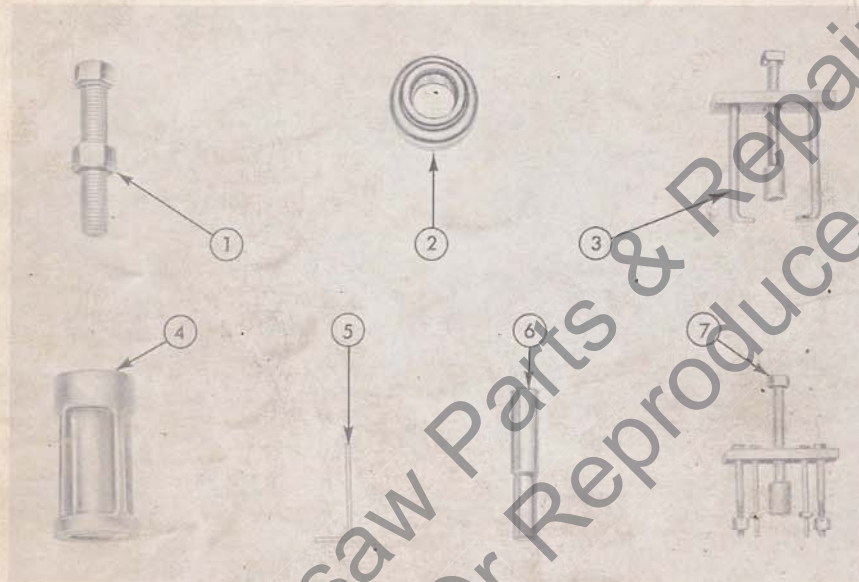


Figure 12—Special Service Tools

Index No.	Part No.	Nomenclature	Units Per Ass'y
1	AA-22680	Jackscrew Assembly .....	1
2	22678	Adapter—Assembly Fixture .....	1
3	AA-22592	Puller—Clutch drum bearing .....	1
4	AA-22557	Assembly Fixture .....	1
5	22126	Key—Allen, 5/32" .....	1
6	22692	Remover—Bearing .....	1
7	AA-22803	Clutch and Clutch Drum Puller .....	1
	AA-22560	Maguro Rotor Puller (See Figure 11—No. 5) .....	1

# HOMELITE

A Division of Textron Inc.  
PORT CHESTER, N.Y., U.S.A.