


HOMELITE®

2000 & 2000 E AUTOMATIC CHAIN SAWS

Leon's Chainsaw Parts & Repair
Do Not Sell or Reproduce



PARTS LIST

HOMELITE 2000 & 2000E AUTOMATIC

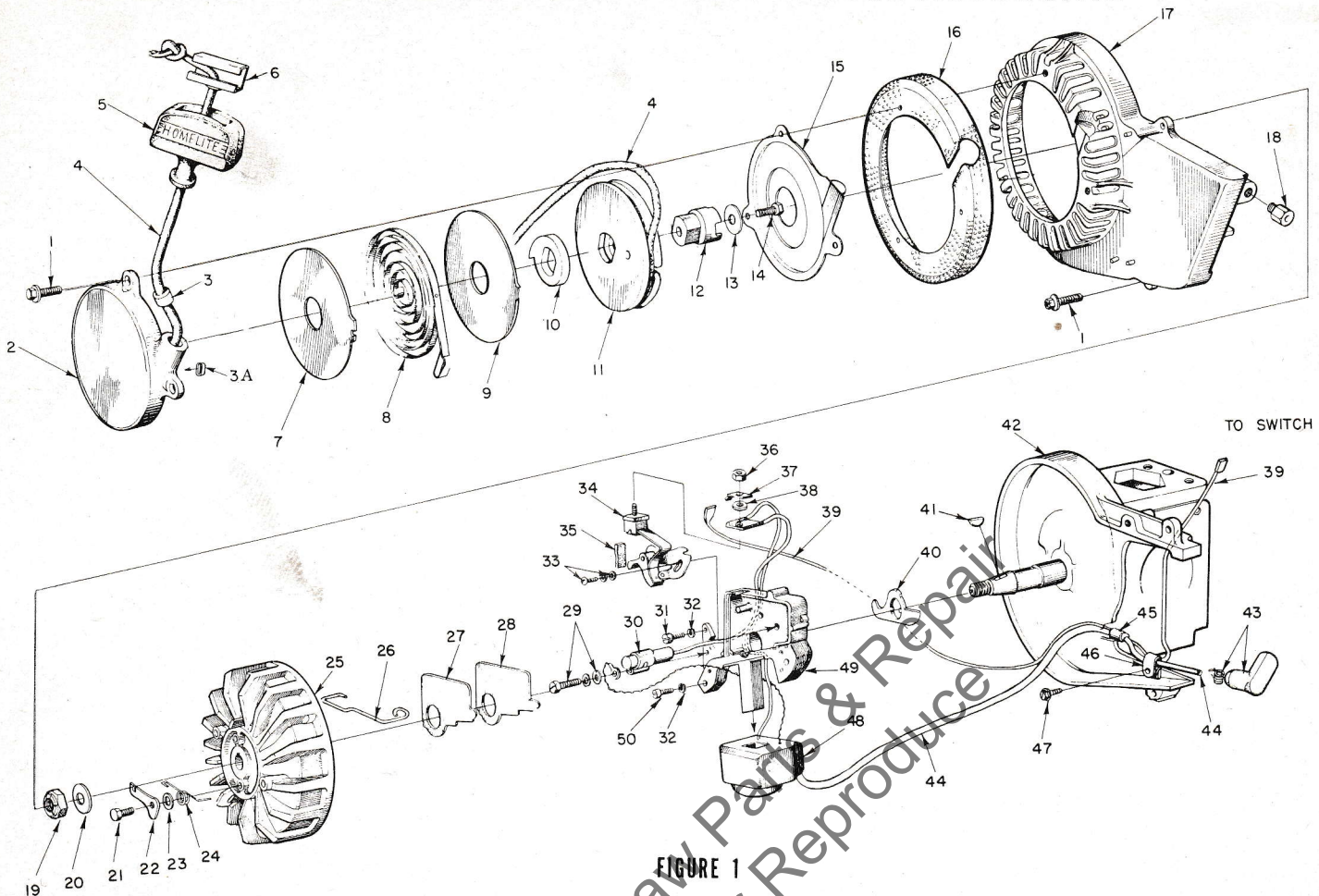


FIGURE 1

| No. | Description | Part No. | Qty. | No. | Description | Part No. | Qty. |
|-----|-------------------------------|----------|------|-----|--------------------------------|-----------|------|
| 1 | SCREW - hex hd., 12-24 x 3/4" | 80867 | 7 | 26 | CLIP - cover | 55980 | 1 |
| 2 | COVER - starter | A-64178 | 1 | 27 | COVER - breaker box | 55979 | 1 |
| 3 | Includes: BUSHING - rope | 59318 | 1 | 28 | GASKET - cover | 55978-2 | 1 |
| 3A | BUSHING - rewind | 65830 | 1 | 29 | SCREW - condenser | 57750 | 1 |
| 4 | ROPE - starter | 58806 | 1 | 30 | CONDENSER | 55987 | 1 |
| 5 | GRIP - rope | 55937 | 1 | 31 | SCREW - fil. hd., 10-24 x 1/2" | 80595 | 1 |
| 6 | INSERT - rope retaining | 58517 | 1 | 32 | WASHER - lock #10 | 83046 | 3 |
| *7 | SHIELD - spring (inner) | 65711 | 1 | 33 | SCREW - contact plate | 57749 | 1 |
| 8 | SPRING - rewind | 64180-A | 1 | 34 | POINTS - breaker | A-58165 | 1 |
| *9 | SHIELD - spring (outer) | 65732 | 1 | 35 | Includes: WIPER - cam | 55984 | 1 |
| 10 | LOCK - spring rewind | 64040-A | 1 | 36 | NUT - terminal | 55982 | 1 |
| 11 | PULLEY - starter | 64050-1 | 1 | 37 | TAB - ground terminal | 57733 | 1 |
| 12 | CUP - starter | 64051 | 1 | 38 | WASHER - terminal | 55983 | 1 |
| 13 | WASHER - retaining | 58763 | 1 | 39 | LEAD - ground w/terminals | A-58321 | 1 |
| 14 | SCREW - hex hd., spinlock | 80648 | 1 | 40 | SEAL - breaker box | 56292-A | 1 |
| 15 | SHIELD - sawdust | 64052 | 1 | 41 | KEY - rotor | 75078 | 1 |
| *16 | SCREEN - fan housing | 65390-1 | 1 | *42 | CRANKCASE - w/pin | A-65753 | 1 |
| *17 | HOUSING - fan | 59094-5 | 1 | 43 | TERMINAL - spark plug | A-55373-A | 1 |
| *18 | SPACER | 65466 | 1 | 44 | LEAD - high tension | 55235-A | 1 |
| 19 | NUT - lock, 7/16-20 | 81104 | 1 | 45 | SLEEVE - insulation | 55290 | 1 |
| 20 | WASHER - flat | 84047 | 1 | 46 | CLAMP - lead | 56014 | 1 |
| 21 | STUD - shoulder | 64054 | 2 | 47 | SCREW - hex hd., 10-32 x 3/8" | 80869-1 | 1 |
| 22 | PAWL - starter | 58756 | 2 | 48 | COIL - ignition | 55986-A | 1 |
| 23 | WASHER | 58851 | 2 | 49 | BOX - breaker | 57744 | 1 |
| 24 | SPRING - starter pawl | 58758-1 | 2 | 50 | SCREW - fil. hd., 10-32 x 7/8" | 80660 | 2 |
| 25 | ROTOR - magneto | 64053-A | 1 | | | | |

SPECIAL TOOLS available on order

| | | |
|-----------|---|--|
| 22820-2 | COLLAR - main bearing installation | A-24138 |
| 23136 | SLEEVE - bearing and shaft installation | *24206-1 |
| A-23137 | JACKSCREW ASSEMBLY - (clutch) | *24207-1 |
| 23233-1 | PLUG - seal assembling (crankcase) | *24210-1 |
| *23373-4 | COLLAR - bearing installation | |
| 23382 | SPACER - crankshaft assembling | <u>Decal</u> |
| 23384 | PLUG - seal installation (drivecase) | #23742 (universal replacement) composed of "Direct Drive," "Gear Drive," "Starting Instructions," and two "Homelits" (letters 1/4" and 1/2" high). |
| 23390 | SLEEVE - crankshaft assembling | <u>Paint</u> |
| 23528 | WRENCH - socket screw (conn. rod) | 22772 |
| 23671 | PLUG - seal assembling (drivecase) | 23475 |
| A-23672 | JACKSCREW ASSEMBLY - (magneto) | |
| A-23696 | WRENCH - spanner | |
| A-23858 | FIXTURE - drivecase assembly | |
| A-23937-B | WRENCH - combination | |
| A-24028 | PULLER - magneto rotor | |

| | |
|----------|---|
| A-24138 | REAMER - valve seat |
| *24206-1 | PLUG - bearing installation (conn. rod) |
| *24207-1 | PLATE - crankshaft aligning |
| *24210-1 | COLLAR |

Decal

#23742 (universal replacement) composed of "Direct Drive," "Gear Drive," "Starting Instructions," and two "Homelits" (letters 1/4" and 1/2" high).

Paint

| | |
|-------|-------------------|
| 22772 | Spray Can - Black |
| 23475 | Spray Can - Red |

* Denotes new parts

ALWAYS FURNISH MODEL AND SERIAL NUMBER WHEN ORDERING PARTS.

HOMELITE 2000 & 2000E AUTOMATIC

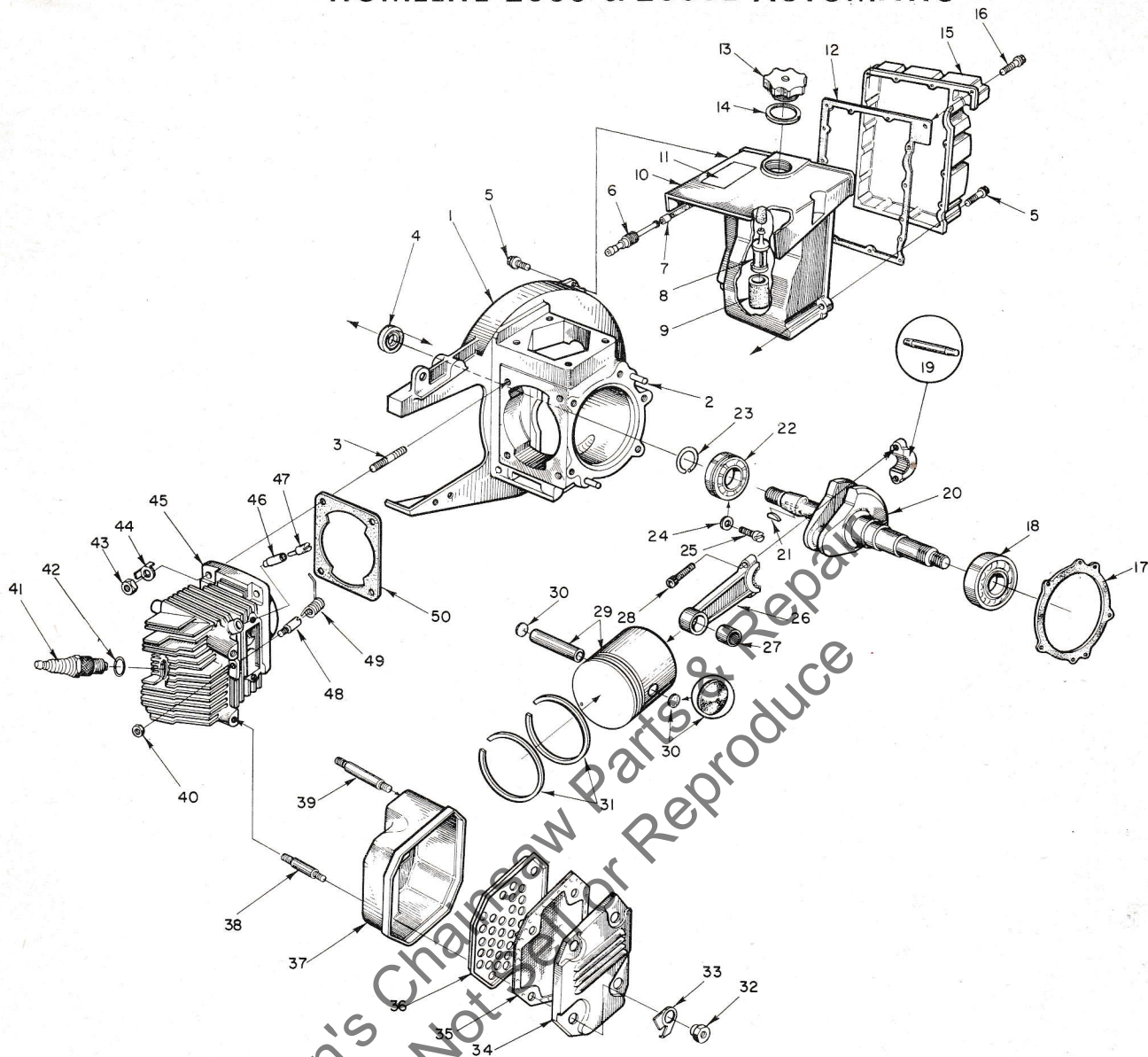


FIGURE 2

| No. | Description | Part No. | Qty. | No. | Description | Part No. | Qty. |
|-----|------------------------------|-----------|------|-----|--|------------|------|
| *1 | CRANKCASE - w/pins | A-65753 | 1 | *28 | SCREW - socket hd. cap, 10-32 x 3/4" | 82157 | 2 |
| 2 | Includes: PIN - dowel | 74332 | 2 | *29 | PISTON & PIN | A-65752-A | 1 |
| 3 | STUD | 72787-1 | 4 | *30 | Includes: PLUG - piston pin retaining | 65474 | 2 |
| 4 | SEAL | 58308-A | 1 | *31 | PISTON RING | 64968 | 2 |
| 5 | SCREW - hex, 12-24 x 3/4" | 80867 | 4 | *32 | NUT - hex, 1/4-20 - 2000 Only | 65549 | 4 |
| 6 | FITTING - fuel outlet | 58364 | 1 | * | NUT - hex, 1/4-20 - 2000E Only | 67096 | 4 |
| 7 | SLEEVE - flexible | 55805 | 1 | *33 | WASHER - tap lock | 65579-1 | 4 |
| 8 | FILTER - fuel | A-59251 | 1 | *34 | CAP - muffler | 65460-1 | 1 |
| 9 | Includes: FILTER - felt | 59253-1 | 1 | *35 | ARRESTOR - spark - 2000 Only | A-65583 | 1 |
| 10 | TANK - fuel | 58172-A1 | 1 | *36 | BAFFLE - muffler | 65459 | 1 |
| 11 | DECAL - caution | 64144 | 1 | *37 | BODY - muffler | A-65458-1 | 1 |
| 12 | GASKET - fuel tank cover | 58367 | 1 | *38 | STUD - muffler | 64429 | 2 |
| 13 | CAP - tank | A-64140-1 | 1 | *39 | STUD - muffler | 65419 | 2 |
| 14 | Includes: GASKET | 65358 | 1 | 40 | NUT - flexlock, 6-32 | 81126 | 1 |
| 15 | COVER - tank | 59920-2 | 1 | *41 | SPARK PLUG | 65444-S | 1 |
| 16 | SCREW - rd., 6 x 1/2" | 80513 | 15 | 42 | Includes: GASKET | 25038 | 1 |
| 17 | GASKET - crankcase | 63356 | 1 | 43 | NUT - hex, 5/16-24 | 25412 | 4 |
| *18 | BEARING - ball | 64958-S | 1 | *44 | WASHER - tap lock, 1/4 | 65367-1 | 4 |
| *19 | BEARING - needle (set of 26) | A-64960 | 1 | *45 | CYLINDER | A-64158-1B | 1 |
| *20 | CRANKSHAFT | A-65446 | 1 | *46 | VALVE - compression relief | 65638 | 1 |
| 21 | KEY - rotor | 75078 | 1 | *47 | PIN - compression relief | 65452 | 1 |
| 22 | BEARING - ball | 58190-S | 1 | *48 | POST - spring | 65453 | 1 |
| 23 | RING - retaining | 58319-A | 1 | *49 | SPRING - relief valve | 65454 | 1 |
| 24 | WASHER - lock | 83061 | 2 | *50 | GASKET - cylinder (.015) | ① 67022 | 1 |
| 25 | SCREW - bearing retaining | 19238-3 | 2 | * | GASKET - cylinder (.030) | ② 64970 | 1 |
| *26 | ROD - connecting | A-64964-A | 1 | | | | |
| 27 | Includes: BEARING - needle | 55664 | 1 | | | | |

*Denotes new parts

① When replacing cylinder gasket you must use gasket of the same thickness (.030 or .015) as gasket being removed from unit.

HOMELITE 2000 & 2000E AUTOMATIC

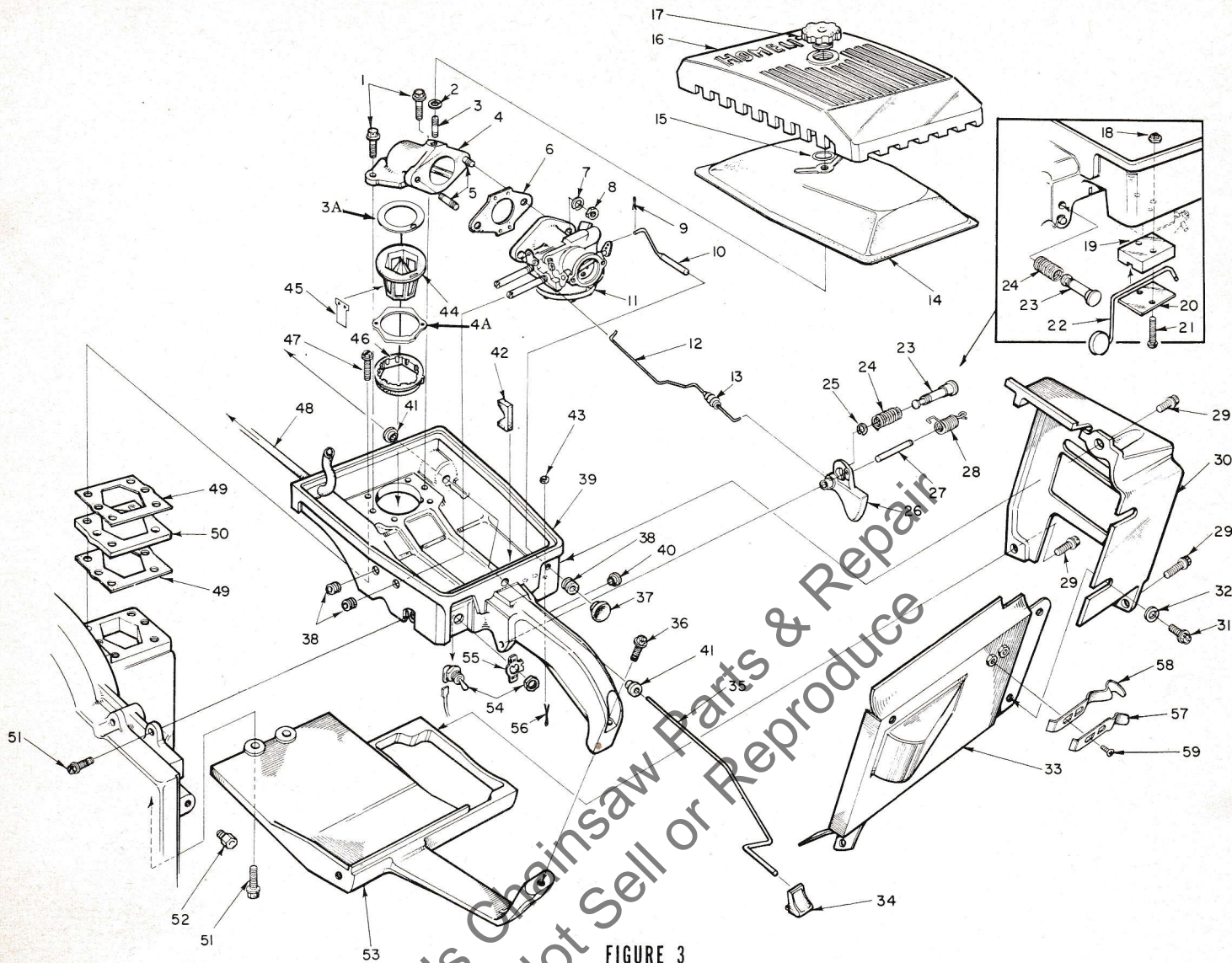


FIGURE 3


| No. | Description | Part No. | Qty. |
|-----|-----------------------------|----------|------|
| 1 | SCREW - hex, 12-24 x 1 1/4" | 80894 | 2 |
| 2 | GASKET - mounting nut | 58392 | 1 |
| *3 | MANIFOLD - intake | A-65945 | 1 |
| *3A | Includes: GASKET - retainer | 65903 | 1 |
| 4 | STUD - cover | 58361 | 1 |
| *4A | GASKET - manifold | 65709 | 1 |
| 5 | STUD - carburetor | 27464 | 2 |
| 6 | GASKET - carburetor | 63655 | 1 |
| 7 | WASHER - lock, 1/4 | 83009 | 2 |
| 8 | NUT - hex, 1/4-20 | 81013-1 | 2 |
| 9 | PIN - cotter, 1/32 x 1/2" | 86324 | 1 |
| 10 | ROD - choke | A-58354 | 1 |
| *11 | CARBURETOR ① | A-65717 | 1 |
| 12 | ROD - throttle | 59338 | 1 |
| 13 | BOOT - throttle rod | 58348 | 1 |
| 14 | FILTER ELEMENT - air | 63728 | 1 |
| 15 | RING - retaining | 58319-A | 1 |
| 16 | COVER - air filter | 59230-1 | 1 |
| 17 | NUT - cover mounting | A-59229 | 1 |
| 18 | NUT - flexlock, 6-32 | 81126 | 2 |
| *19 | GUIDE - lever | 65463-1 | 1 |
| *20 | PLATE - lever guide | 64985-1 | 1 |
| 21 | SCREW - pan, 6-32 x 5/8" | 80461-1 | 2 |
| *22 | LEVER - compression relief | A-65797 | 1 |
| 23 | PIN - throttle lock | 58404 | 1 |
| 24 | SPRING - throttle lock | 58405 | 1 |
| 25 | RING - retaining | 58409 | 1 |
| 26 | TRIGGER - throttle | 58181-A | 1 |
| 27 | SHAFT - throttle | 58353 | 1 |
| 28 | SPRING - throttle trigger | 58352-A | 1 |
| 29 | SCREW - hex, 12-24 x 5/8" | 80676 | 3 |
| *30 | SHIELD - muffler | 64836-2 | 1 |

*Denotes new parts

| No. | Description | Part No. | Qty. |
|-----|-----------------------------------|-----------|------|
| 31 | SCREW - pan, 10-32 x 3/8" | 80579 | 4 |
| 32 | WASHER - flat #10 | 84068-1 | 2 |
| *33 | SHIELD - cylinder | A-65465-1 | 1 |
| 34 | BUTTON - oil pump | 58357 | 1 |
| 35 | ROD - oil pump | 58356-B | 1 |
| 36 | SCREW - hex, 12-24 x 1" | 80864 | 1 |
| 37 | BUTTON - choke rod | 57289-1 | 1 |
| 38 | GROMMET | 58362 | 3 |
| *39 | HANDLE - throttle | A-65750 | 1 |
| 40 | Includes: BUSHING - throttle lock | 59064 | 1 |
| 41 | BUSHING - oil pump rod | 58929 | 2 |
| 42 | STOP - pump rod | 58930 | 1 |
| 43 | FELT - washer | 63290 | 1 |
| *44 | SEAT - reed valve | 64833 | 1 |
| 45 | REED - valve | 63766 | 6 |
| *46 | RETAINER - reed | 64834 | 1 |
| 47 | SCREW - hex, 12-24 x 1" | 80864 | 4 |
| 48 | LINE - fuel | 55680 | 1 |
| *49 | GASKET - carburetor spacer | 64841 | 2 |
| *50 | SPACER - carburetor | 64840 | 1 |
| 51 | SCREW - hex, 12-24 x 3/4" | 80867 | 3 |
| *52 | SPACER | 65466 | 1 |
| *53 | BRACE - throttle handle | 64837-2 | 1 |
| 54 | SWITCH - toggle w/nut | A-57650-3 | 1 |
| 55 | PLATE - indicating | 72085-A | 1 |
| 56 | PIN - cotter | 86301 | 1 |
| *57 | CLAMP - upper lever | 65754-1 | 1 |
| *58 | CLAMP - lower lever | 65755-1 | 1 |
| *59 | SCREW - phillips pan, 6-32 x 1/4" | 82159 | 2 |

① Refer to Carburetor Parts List 24243

ALWAYS FURNISH MODEL AND SERIAL NUMBER WHEN ORDERING PARTS.



Leon's Chainsaw Parts & Repair
Do Not Sell or Reproduce

HOMELITE

A **textron** DIVISION • PORT CHESTER, NEW YORK