

CARLTON

Suggested List Prices

Effective January 1, 1976



Portland, Oregon 97222

SAW CHAIN

TABLE OF CONTENTS

CHISEL Chain.....	Page 1
CHAMPION Chain.....	Page 2
Low Profile Chain	Page 2
TYPE E Chain	Page 3
STA-SHARP Chain	Page 4
SS Safety Chain	Page 7
Chain Filing Kits.....	Page 8
Application Guide	Pages 9-14
Cut Lengths.....	Pages 15-19
Chain Reels	Page 20
File-O-Plate	Back Cover

CARLTON SAW CHAIN GUARANTEE

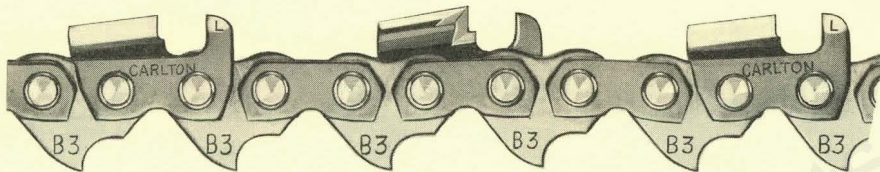
Your CARLTON CHAIN is manufactured from the finest saw chain steel available. Highly skilled saw chain specialists, using the most modern equipment available, have taken every precaution to assure you an outstanding quality product. CARLTON SAW CHAIN IS UNCONDITIONALLY GUARANTEED WHEN IT IS INSTALLED ON A NEW SPROCKET OF PROPER PITCH, ON A BAR IN REASONABLY GOOD CONDITION, AND WHEN A CARLTON FILE-O-PLATE IS FAITHFULLY USED TO LOWER THE DEPTH GAUGES AND SHARPEN THE CUTTERS. WE CANNOT GUARANTEE THIS CHAIN AGAINST FAILURE RESULTING FROM IMPROPER MAINTENANCE, INCORRECT FILING WHEN A CARLTON FILE-O-PLATE HAS NOT BEEN USED, OR FROM IMPROPER SPROCKET OR BAR FIT, OR ABUSE. Follow instructions carefully and use the Carlton File-O-Plate as recommended and this chain will not fail to give you outstanding service.

CARLTON

CHISEL

SAW CHAIN

B1L-B2L-B3L



The Carlton Chisel Chain is strictly for the professional logger. It requires a high degree of skill to sharpen properly but when sharpened properly, the Carlton Chisel is absolutely unsurpassed in cutting speed and smoothness particularly when cutting in 30 inches plus timber.

The Carlton Chisel was developed after years of designing and testing and is without a doubt, the most sophisticated saw chain in the world.


The Carlton Chisel Chain was developed primarily for the professional logger in the Pacific Northwest, but can be used with equally good results under all other cutting conditions.

The Carlton Chisel Chain can also be easily maintained with a Carlton File-O-Plate and a round file for those users who prefer to round-file rather than chisel-file.


The Carlton Chisel Chain, when maintained with a 1/4" round file and a standard 40401 Carlton File-O-Plate will show little noticeable difference in performance when compared to a square ground Carlton Chisel Chain.

The Carlton Chisel Chain overcomes all of the problems found in other chisel chains in that:

1. It will not break top plates when properly maintained. This is due to the unique Carlton forming process which strengthens the corner rather than weakening it as do other chisel cutter forming processes.
2. It will not bind in the cut. This is due to the fact that the Carlton Chisel Cutter was designed specifically to overcome this problem found in other chisel chains.



Features of the CARLTON CHISEL CUTTER



Smoothest
fastest cutting design.




The cutter's square chisel edge eliminates double cutting and drag for the ultimate in speed and stay sharp ability.



Can be either square filed
with a chisel file
or round filed with a 1/4" file
and a 40401 Carlton File-O-Plate.

CARLTON CHAMPION SAW CHAIN

N1C-J1C-J2C-A1C-A2C-A3C-
B1C-B2C-B3C-C2C-C3C



The Carlton Champion Chain is the chain for the logger who demands maximum performance from his chain but who does not wish to go to the trouble of filing a chisel chain.

Carlton Champion Chain is of the semi-chisel type and is in a class by itself, manufactured to Carlton's exacting quality standards and specifications.


It is the fastest cutting and smoothest cutting chain of its type and has won numerous national speed-cutting championships.

Champion, unlike other high performance chains, is easily maintained with only a round file and a Carlton File-O-Plate.


... AND THE NEW CARLTON N1C LOW PROFILE CHAIN



Designed specially for the lightweight and mini-saws to reduce the possibility of kickback and to insure fast, smooth cutting on low horsepower chain saws.



Features of the CARLTON CHAMPION CUTTER



Low profile, smooth cutting design.



Cutter's flat side wall provides more chip clearance for fastest cutting.



Fast, easy sharpening with a round file and Carlton File-O-Plate.

CARLTON TYPE E SAW CHAIN

A1E-A2E-A3E-
B1E-B2E-B3E-
C2E-C3E-D2E-D3E



FASTEST CUTTING CHAIN OF ITS TYPE

Carlton Type E Saw Chain is especially adaptable to cutting all types of timber up to 36 inches under normal cutting conditions. It is a very smooth cutting chain used extensively throughout the world by professional cutters who appreciate this fast, smooth cutting chain with superior stay-sharp characteristics.


It is manufactured under rigidly controlled processes that assure the very finest quality. Cutters, rivets, tie-straps and drive links are of the finest steel and specially processed to resist fatigue, breakage and wear.

Carlton Type E Saw Chain is unconditionally guaranteed when a Carlton File-O-Plate is used faithfully to lower the depth gauges and to sharpen the cutters when it is installed on a new sprocket of proper pitch on a bar in reasonably good condition.


WARNING!

A badly worn sprocket can ruin a brand new chain in a matter of hours.

It is most important that you always install every new chain on a brand new sprocket of proper pitch.



**The Best
All-Around
Saw Chain Cutter**



Easy feeding, self-cleaning cutter.




Cutter's flat side wall reduces friction and drag.



Easiest sharpening yet with a round file and Carlton File-O-Plate.

CARLTON STA-SHARP SAW CHAIN

J1S-J2S-A1S-A2S-A3S-
B1S-B2S-B3S-C2S-C3S-
D2S-D3S



HOLDS AN EDGE 3 OR 4 TIMES LONGER


The Carlton Sta-Sharp Saw Chain stays sharp longer than any other saw chain because it is specifically processed to stay sharp under extreme cutting conditions. It is designed to be used under gritty and abrasive conditions: on the beach or on a landing. It is also an ideal chain for the farmer or occasional user.

Rigidly controlled manufacturing processes of the Sta-Sharp chain assure the very finest quality in cutters, rivets, tie-straps and drive links. They are made only of the finest steel processed to resist fatigue, breakage and wear.

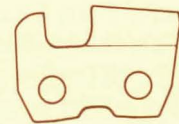
The Carlton Sta-Sharp Saw Chain is unconditionally guaranteed when a File-O-Plate is used faithfully to lower depth gauges and to sharpen the cutters when it is installed on a new sprocket of proper pitch on a bar in reasonably good condition.

**Carlton Sta-Sharp Chain
is ideal for use
under gritty and
abrasive cutting conditions.**

Stays sharp longer than any other chain
under severe conditions.



**Best On The Market
For Tough
Cutting Conditions**



Smooth running,
self-cleaning cutter.



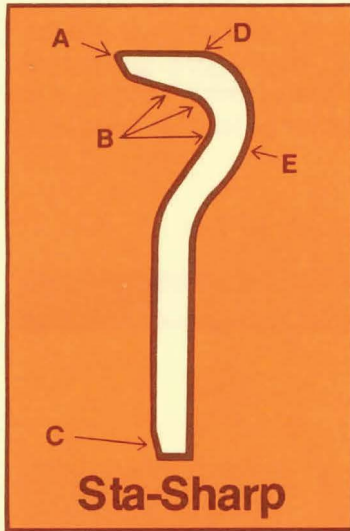
Cutter specially processed
to stay sharp longer.



Easiest sharpening yet
with a round file and
Carlton File-O-Plate.

THE CHOICE IS YOURS

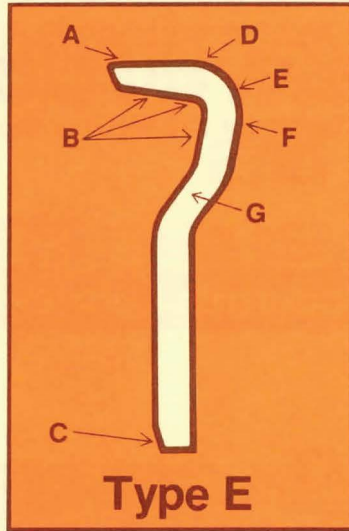
In All The World There Are Four Basic Cutting Conditions—
Only Carlton Makes A Chain Specifically For Each



Sta-Sharp

For Gritty and Severe Cutting Conditions

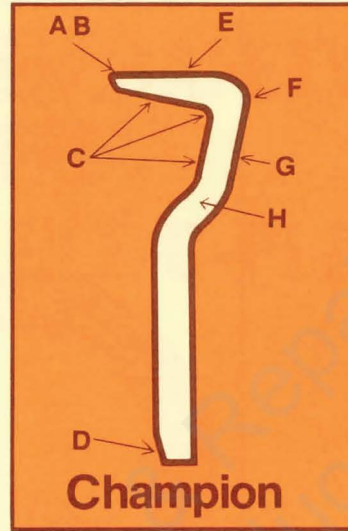
- A. Tapered top plate for less resistance.
- B. More than adequate chip clearance for short and medium-length bars.
- C. Cutters and tie straps are relieved to eliminate the formation of burrs.
- D. Extra layer of hard industrial chromium helps Sta-Sharp hold its razor edge longer and resist abrasion.
- E. Full, round, radius helps Sta-Sharp to stay sharp longer under severe gritty conditions.
- F. Easiest chain in the world to maintain.



Type E

For Professional and Occasional Users Under Normal Cutting Conditions

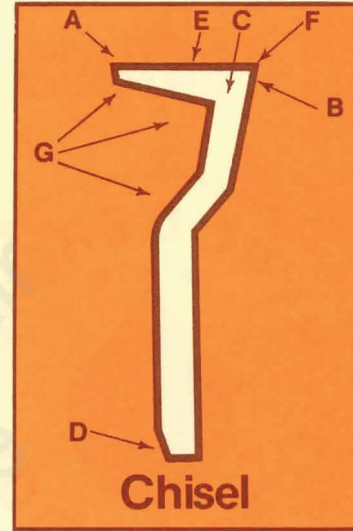
- A. Thinned and tapered top plate for less resistance.
- B. 15% more chip clearance than in conventional round chains.
- C. Cutters and tie straps are relieved to eliminate the formation of burrs.
- D. Very thin layer of extra-hard industrial chromium to maintain the razor edge longer.
- E. Short, corner radius adds to Type E's fast, smooth cutting action.
- F. Tapered flat side plate helps eliminate sidewall friction.
- G. Side plate is thinned to reduce drag as the chip is being carried away.



Champion

For the Professional Logger


- A. Thinned and tapered top plate means less resistance.
- B. Wider kerf allows Champion to clear efficiently on long bars, even when filed all the way back.
- C. 20% more chip clearance — allows chips to flow freely without loading-up.
- D. Cutters and tie straps are relieved to eliminate the formation of burrs.
- E. Very thin layer of extra-hard industrial chromium to maintain the razor-edge longer.
- F. Small corner radius allows the cutter to slice through the cross-grain with minimum resistance.
- G. Concave and tapered flat side plate eliminates side wall friction.
- H. Side plate is thinned for less resistance.



Chisel

For the Discriminating Professional Who Demands the Ultimate in Saw Chain.

- A. Thinned and tapered top plate means less resistance.
- B. Wider kerf allows Chisel to clear efficiently on long bars, even when filed all the way back.
- C. Specially formed top plate for added strength to eliminate top plate breakage.
- D. Cutters and tie straps are relieved to eliminate the formation of burrs.
- E. Very thin layer of extra-hard industrial chromium to maintain the razor-edge longer.
- F. Sharp corners slice through cross grain with no double cutting.
- G. 30% more chip clearance — allows chips to flow freely without loading up.
- H. 12% longer top plate for longer cutting life — means 12% greater cutter life.



EXCLUSIVE HYPODERMIC LUBRICATION EXTENDS THE LIFE OF CARLTON SAW CHAIN

What Hypodermic Lubrication Means to You!


- Eliminates the need for break-in.
- No need to soak chain in lubricant before putting on chain saw.
- Reduces chain stretch by reducing rivet wear. Chain does not need to be tensioned as often.
- Reduces friction and heating of rivets.
- Your chain runs smoother, easier with less drag.
- Prolongs the life of Carlton Chain.

Many saw chains are ruined in the first few hours of operation, due to lack of sufficient lubrication. Some manufacturers go so far as to recommend that a new chain be soaked in oil over night.


A Carlton Saw Chain needs no break-in. It is ready to go to work immediately because it has sealed in lubrication.

Each Carlton Saw Chain is pre-lubed by a specially formulated, high grade anti-friction lubricant between every moving part. Carlton is the only chain on the market that is pre-lubricated during manufacture. The last operation of assembly is to seal in the special lubricant to keep it at the points of friction, where it belongs.

Hypodermic Lubrication Process:



Hypodermic needle injects lubricant into chain.



Lubricant permanently sealed in when rivet is spun.

The CARLTON Safety System

The CARLTON **SS** SAFETY CHAIN and The CARLTON **SS** FILE-O-PLATE . . .



For bucking, boring, limbing and felling The CARLTON SS SAFETY SYSTEM . . . CARLTON SS SAFETY CHAIN AND THE CARLTON SS FILE-O-PLATE . . . is unsurpassed in speed, smoothness, safety and quality.

CARLTON **SS** SAFETY CHAIN is available in

3/8" pitch, in your choice of .050, .058, and .063 gauges and in your choice of Sta-Sharp, Type E, and Champion cutter styles.

CARLTON SAW CHAIN

Superior Saw Chain Filing Kit



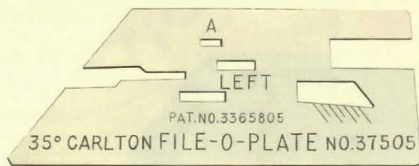
Includes:

- 1 — Carlton File-O-Plate with Instructions
- 2 — Carlton Round Files
- 1 — Carlton 7" Flat File

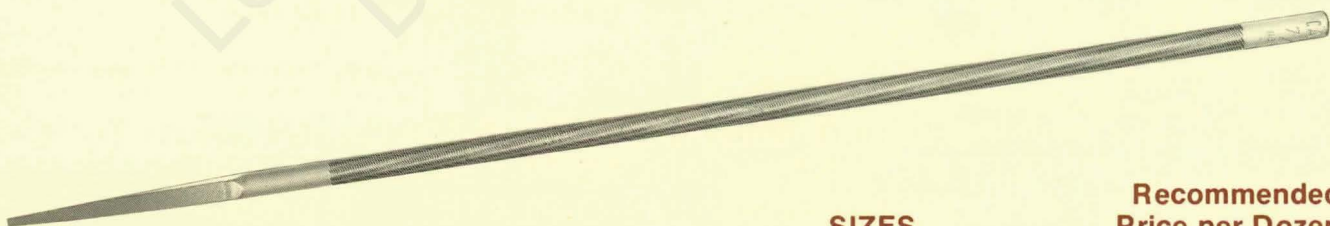
A Carlton Filing Kit is the easy and economical way to maintain your Carlton chain. It contains all of the tools necessary to keep your Carlton chain cutting at maximum efficiency throughout its entire life.

Filing Kits are available for every pitch and type of Carlton Saw Chain.

Suggested List Price: \$4.50



CARLTON SAW CHAIN FILES



Carlton round saw chain files are precision crafted from the very finest file steel and feature the durable and easy-clearing spiral cut. It is almost impossible to wear out a Carlton file when it is used properly.

SIZES

SIZES	Recommended Price per Dozen
5/32" Round	\$13.10
3/16" Round	13.10
13/64" Round	13.10
7/32" Round	13.10
1/4" Round	13.10
7" Flat File with Safety Edges	14.25

Application Guide

Carlton
Saw Chain

Example of CARLTON Saw Chain numbering system: B3E55

First letter denotes pitch — B3E55

A = 3/8" pitch D = 1/2" pitch
B = .404" pitch J = .354" pitch
C = 7/16" pitch N = 3/8" pitch low profile

First number denotes gauge — B3E55

1 = .050 gauge
2 = .058 gauge
3 = .063 gauge

Second letter denotes type of chain — B3E55

S = Sta-Sharp
E = Type E
C = Champion
L = Chisel

Final combination of numbers indicates number of drive links — B3E55

Thus, chain B3E55 is a .404" pitch, .063 gauge Type E chain loop with 55 drive links. Pitch and gauge are stamped on the drive link of each CARLTON chain, type of chain is stamped on the depth gauge.

DOLMAR

Model: 118

BAR LENGTH	CHAMPION	TYPE E	STA-SHARP	CHISEL
------------	----------	--------	-----------	--------

3/8" Pitch
.058" Gauge

16"	A2C-56E	A2E-56E	A2S-56E
20"	A2C-64E	A2E-64E	A2S-64E

Models: CA, CC, CC Super, CT, CX, CFG Gear Drive

.404" Pitch	17"	B3C-61E	B3E-61E	B3S-61E	B3L-61E
	21"	B3C-70E	B3E-70E	B3S-70E	B3L-70E
	25"	B3C-78E	B3E-78E	B3S-78E	B3L-78E
.063" Gauge	30"	B3C-92E	B3E-92E	B3S-92E	B3L-92E
	33"	B3C-100E	B3E-100E	B3S-100E	B3L-100E
	36"	B3C-108E	B3E-108E	B3S-108E	B3L-108E
	44"	B3C-126E	B3E-126E	B3S-126E	B3L-126E

3/8" Pitch
.058" Gauge

17"	A2C-64E	A2E-64E	A2S-64E
21"	A2C-72E	A2E-72E	A2S-72E
25"	A2C-86E	A2E-86E	A2S-86E
30"	A2C-100E	A2E-100E	A2S-100E
33"	A2C-111E	A2E-111E	A2S-111E
36"	A2C-120E	A2E-120E	A2S-120E

ECHO (Kyoritsu)

Models: CS-301, CS-302

BAR LENGTH	CHAMPION	TYPE E	STA-SHARP	CHISEL
------------	----------	--------	-----------	--------

3/8" Pitch
Low Profile
.050" Gauge

12"	N1C-47E
14"	N1C-52E

Model: CS-100

.404" Pitch	17"	B3C-63E	B3E-63E	B3S-63E	B3L-63E
	21"	B3C-72E	B3E-72E	B3S-72E	B3L-72E
.063" Gauge	25"	B3C-82E	B3E-82E	B3S-82E	B3L-82E
	30"	B3C-95E	B3E-95E	B3S-95E	B3L-95E
	36"	B3C-108E	B3E-108E	B3S-108E	B3L-108E

Models: CS-451 VL, CS-60S, CS-601, CS-701 VL

3/8" Pitch	12"	A1C-48E	A1E-48E	A1S-48E
	16"	A1C-60E	A1E-60E	A1S-60E
.050" Gauge	20"	A1C-70E	A1E-70E	A1S-70E
	24"	A1C-81E	A1E-81E	A1S-81E
	30"	A1C-92E	A1E-92E	A1S-92E

Models: CS-802, CS-802S

	BAR LENGTH	CHAMPION	TYPE E	STA-SHARP	CHISEL
--	------------	----------	--------	-----------	--------

.404" Pitch	16"	B3C-56E	B3E-56E	B3S-56E	B3L-56E
	20"	B3C-64E	B3E-64E	B3S-64E	B3L-64E
.063" Gauge	24"	B3C-76E	B3E-76E	B3S-76E	B3L-76E
	28"	B3C-84E	B3E-84E	B3S-84E	B3L-84E
	32"	B3C-96E	B3E-96E	B3S-96E	B3L-96E

3/8" Pitch	16"	A3C-61E	A3E-61E	A3S-61E
	20"	A3C-70E	A3E-70E	A3S-70E
.063" Gauge	24"	A3C-84E	A3E-84E	A3S-84E
	28"	A3C-93E	A3E-93E	A3S-93E
	32"	A3C-111E	A3E-111E	A3S-111E

HOFFCO

Models: 88, Super 88, Super 70, Super 90, Timberline T-81, T-47, T-58, Timberline T-4, T-58 Direct Drive 6.45, 6.455 Gear Drive

	BAR LENGTH	CHAMPION	TYPE E	STA-SHARP	CHISEL
--	------------	----------	--------	-----------	--------

.404" Pitch	14"	B2C-54E	B2E-54E	B2S-54E	B2L-54E
	16"	B2C-61E	B2E-61E	B2S-61E	B2L-61E
.058" Gauge	18"	B2C-65E	B2E-65E	B2S-65E	B2L-65E
	24"	B2C-78E	B2E-78E	B2S-78E	B2L-78E

Models: 480, S480, S-510, S480D, S-510 CR, S-510 CRP

3/8" Pitch	16"	A1C-59E	A1E-59E	A1S-59E
	20"	A1C-69E	A1E-69E	A1S-69E
.050" Gauge	24"	A1C-81E	A1E-81E	A1S-81E
	28"	A1C-93E	A1E-93E	A1S-93E

Models: KC-10, DC-14 Sawette

.404" Pitch	10"	B2C-39E	B2E-39E	B2S-39E	B2L-39E
.058" Gauge	14"	B2C-50E	B2E-50E	B2S-50E	B2L-50E

**Running a dull chain
is harmful to
Chain, Bar and Sprocket.**

Keep it sharp! The easiest and best way
is with a Carlton File-O-Plate.

HOMELITE

Models: XL-2, 110 Electric

BAR LENGTH	CHAMPION	TYPE E	STA-SHARP	CHISEL
------------	----------	--------	-----------	--------

3/8" Pitch
Low Profile
.050"
Gauge 12" N1C-47E

Models: E2, E2-6, 7-19, ZIP, 600D, 700D, 707D, S-1050, C-72, C-52, C-51, 775D, XP-1000, XP-1020, Super 1020, Super 1050 Auto, Super 2100 A0, Super XP-1020 Auto, XP-2000, XP-2000 Auto, 650 A0, S-2100 A.

.404"	17"	B3C-62E	B3E-62E	B3S-62E	B3L-62E
Pitch	21"	B3C-71E	B3E-71E	B3S-71E	B3L-71E
.063"	25"	B3C-82E	B3E-82E	B3S-82E	B3L-82E
Gauge	30"	B3C-95E	B3E-95E	B3S-95E	B3L-95E
	36"	B3C-107E	B3E-107E	B3S-107E	B3L-107E
	40"	B3C-116E	B3E-116E	B3S-116E	B3L-116E
	16" Bow	B3C-78E	B3E-78E	B3S-78E	B3L-78E

Models: 4-20, 5-20, 6-22, 7-21, 700G, 707G, 770G, 775G, 900G, 990G, S. Wiz 55, S. Wiz 66, Super 77-1, S. Wiz 80, 1130G, 3100G, XP-1100, XP-1130A Gear Drive

1/2"	19"		D3E-51E	D3S-51E
Pitch	23"		D3E-58E	D3S-58E
.063"	27"		D3E-67E	D3S-67E
Gauge	32"		D3E-77E	D3S-77E
	37"		D3E-87E	D3S-87E
	40"		D3E-93E	D3S-93E
	44"		D3E-100E	D3S-100E
	50"		D3E-113E	D3S-113E
	60"		D3E-134E	D3S-134E
	16" Bow		D3E-63E	D3S-63E

Models: ZIP, C-51, C-52, C-72, S-ZIP

3/8"	14"	A1C-60E	A1E-60E	A1S-60E
Pitch	18"	A1C-70E	A1E-70E	A1S-70E
.050"	22"	A1C-81E	A1E-81E	A1S-81E
Gauge	28"	A1C-98E	A1E-98E	A1S-98E

Models: 150, EZ, EZ Auto, Super EZ Auto, XL-102, XL-103, XL-104, XL-113, XL-114, VI-123, XL-123, 350 SL, XL MINI, SXL MINI A, XL, 123-2

3/8"	12"	A1C-49E	A1E-49E	A1S-49E
Pitch	14"	A1C-54E	A1E-54E	A1S-54E
.050"	16"	A1C-59E	A1E-59E	A1S-59E
Gauge	20"	A1C-70E	A1E-70E	A1S-70E
	24"	A1C-81E	A1E-81E	A1S-81E

Models: XL-12, SXL Auto, XL-400, XL-901, XL-903, XL-904, XL-921, XL-923, XL-924, VI-944, VI-955, SXL-925.

3/8"	11"	A1C-48E	A1E-48E	A1S-48E
Pitch	16"	A1C-60E	A1E-60E	A1S-60E
.050"	20"	A1C-70E	A1E-70E	A1S-70E
Gauge	24"	A1C-81E	A1E-81E	A1S-81E
	28"	A1C-93E	A1E-93E	A1S-93E
	30"	A1C-98E	A1E-98E	A1S-98E

HUSQVARNA

Model: Husky Jr. 121

BAR LENGTH	CHAMPION	TYPE E	STA-SHARP	CHISEL
------------	----------	--------	-----------	--------

3/8" Pitch
Low Profile
.050"
Gauge 12" N1C-45E
14" N1C-52E

Models: 65, 77, G-65, 180S, 280S, 1100, 380CD, 163/263CD, 160S

3/8"				
Pitch				
.050"	16"	A1C-60E	A1E-60E	A1S-60E
Gauge	18"	A1C-68E	A1E-68E	A1S-68E

JO-BU

Model: Weekender

BAR LENGTH	CHAMPION	TYPE E	STA-SHARP	CHISEL
------------	----------	--------	-----------	--------

3/8" Pitch
.058"
Gauge 15" A2C-56E A2E-56E A2S-56E

Models: M-5, L-6, L-7

3/8" Pitch
.058"
Gauge 12" A2C-52E A2E-52E A2S-52E
16" A2C-62E A2E-62E A2S-62E
18" A2C-68E A2E-68E A2S-68E
20" A2C-76E A2E-76E A2S-76E

Models: M-4, M-5/70, M-5/70 AV Starlet

.404" Pitch
.063" Gauge 16" B3C-56E B3E-56E B3S-56E B3L-56E
18" B3C-62E B3E-62E B3S-62E B3L-62E
20" B3C-68E B3E-68E B3S-68E B3L-68E
24" B3C-76E B3E-76E B3S-76E B3L-76E

Model: D-94 Tigers

.404" Pitch
.063" Gauge 16" B3C-62E B3E-62E B3S-62E B3L-62E
18" B3C-71E B3E-71E B3S-71E B3L-71E
22" B3C-82E B3E-82E B3S-82E B3L-82E
26" B3C-95E B3E-95E B3S-95E B3L-95E

1/2" Pitch
.063" Gauge 16" D3E-51E D3S-51E
18" D3E-58E D3S-58E
22" D3E-67E D3S-67E
26" D3E-77E D3S-77E

JONSEREDS

Models: 35, 35 AO, Lil Jon 36

BAR LENGTH	CHAMPION	TYPE E	STA-SHARP	CHISEL
------------	----------	--------	-----------	--------

3/8" Pitch
Low Profile
.050"
Gauge 12" N1C-45E
14" N1C-52E
16" N1C-55E
18" N1C-60E

Models: 110, 111, 80W, 601, 621, 62, 75, 751, 80F, 52, 52 AK

3/8" Pitch
.058"
Gauge 16" A2C-60E A2E-60E A2S-60E
18" A2C-68E A2E-68E A2S-68E
20" A2C-73E A2E-73E A2S-73E
23" A2C-76E A2E-76E A2S-76E

Models: 50, 50-S, 51, 51-S

3/8" Pitch
.050"
Gauge 16" A1C-59E A1E-59E A1S-59E
20" A1C-68E A1E-68E A1S-68E
24" A1C-81E A1E-81E A1S-81E

Honed Sharp Cutting
Edge ■ The Sharp,
Sharp Chain From
Factory to You
With The
**SHARPEST
EDGE
POSSIBLE**



Your Carlton Chain is guaranteed razor-sharp. It has been sharpened at the factory to the keenest edge possible, needs no touch up before using. Carlton Chain is the only chain which is factory honed-sharp as the final operation before packaging.

LOMBARD

Models: AL-41, Super AL-42, AL-51, Comango, Comango AO, Lightnings 1 thru 5, GLP-500, GLP-500A, Super Lightning, Super Comango, Comango AV, Quikut.

	BAR LENGTH	CHAMPION	TYPE E	STA-SHARP	CHISEL
3/8" Pitch	12"	A1C-48E	A1E-48E	A1S-48E	
	16"	A1C-59E	A1E-59E	A1S-59E	
	20"	A1C-69E	A1E-69E	A1S-69E	
.050" Gauge	24"	A1C-81E	A1E-81E	A1S-81E	
	28"	A1C-92E	A1E-92E	A1S-92E	
	14" Bow	A1C-80E	A1E-80E	A1S-80E	

Models: L-50, Super L-50, Super L-60, S-L-70, S-L90, S-L-100.

	BAR LENGTH	CHAMPION	TYPE E	STA-SHARP	CHISEL
.404" Pitch	15"	B3C-54E	B3E-54E	B3S-54E	B3L-54E
	17"	B3C-62E	B3E-62E	B3S-62E	B3L-62E
.063" Gauge	21"	B3C-71E	B3E-71E	B3S-71E	B3L-71E
	25"	B3C-82E	B3E-82E	B3S-82E	B3L-82E
	30"	B3C-95E	B3E-95E	B3S-95E	B3L-95E
	36"	B3C-108E	B3E-108E	B3S-108E	B3L-108E

Model: PONY

3/8" Pitch	10"	N1C-39E			
Low Profile	12"	N1C-44E			
.050" Gauge	14"	N1C-50E			
	16"	N1C-55E			

McCULLOCH

Models: Mini Mac 6, Mini Mac 6A, Mini Mac 1, Power Mac 6, Power Mac 6A Direct Drive, Mini Mac Electric, Mini Mac 25, 30, 35.

	BAR LENGTH	CHAMPION	TYPE E	STA-SHARP	CHISEL
3/8" Pitch					
Low Profile	12"	N1C-44E			
.050" Gauge	14"	N1C-50E			
	16"	N1C-55E			

Models: CP-55, CO-70, SP-80, SP81, PM-60, A11 Mac 10 series direct drive, PM-55, SP-60, 7-10A

	BAR LENGTH	CHAMPION	TYPE E	STA-SHARP	CHISEL
3/8" Pitch	12"	A2C-50E	A2E-50E	A2S-50E	
	16"	A2C-60E	A2E-60E	A2S-60E	
.058" Gauge	20"	A2C-71E	A2E-71E	A2S-71E	
	24"	A2C-82E	A2E-82E	A2S-82E	
	28"	A2C-93E	A2E-93E	A2S-93E	
	30"	A2C-105E	A2E-105E	A2S-105E	
	32"	A2C-105E	A2E-105E	A2S-105E	
	36"	A2C-119E	A2E-119E	A2S-119E	
.354" Pitch	12"	J2C-51E		J2S-51E	
	16"	J2C-61E		J2S-61E	
.058" Gauge	20"	J2C-73E		J2S-73E	
	24"	J2C-84E		J2S-84E	
	28"	J2C-95E		J2S-95E	

Models: 1-40 series, 1-50 series, 1-70 series, D-44, D-44A, Super 44, D-30, D-36, 200, 250, 380, 440, 450, 300, 550, 740, 790, 795, 797, Mac 15, CP-125, SP-125, S-550, S-250, SP-125C.

	BAR LENGTH	CHAMPION	TYPE E	STA-SHARP	CHISEL
.404" Pitch	14"	B3C-55E	B3E-55E	B3S-55E	B3L-55E
	16"	B3C-60E	B3E-60E	B3S-60E	B3L-60E
.063" Gauge	18"	B3C-65E	B3E-65E	B3S-65E	B3L-65E
	19"	B3C-65E	B3E-65E	B3S-65E	B3L-65E
	23"	B3C-74E	B3E-74E	B3S-74E	B3L-74E
	24"	B3C-77E	B3E-77E	B3S-77E	B3L-77E
	27"	B3C-84E	B3E-84E	B3S-84E	B3L-84E
	28"	B3C-88E	B3E-88E	B3S-88E	B3L-88E
	30"	B3C-94E	B3E-94E	B3S-94E	B3L-94E
	31"	B3C-95E	B3E-95E	B3S-95E	B3L-95E
	32"	B3C-100E	B3E-100E	B3S-100E	B3L-100E
	36"	B3C-108E	B3E-108E	B3S-108E	B3L-108E
	38"	B3C-115E	B3E-115E	B3S-115E	B3L-115E
	42"	B3C-122E	B3E-122E	B3S-122E	B3L-122E

NOTE: .404" pitch chain for .058" gauge bars is designated B2 and follows the same guidelines as above.

BAR LENGTH	CHAMPION	TYPE E	STA-SHARP	CHISEL
3/8" Pitch	14"	A2C-59E	A2E-59E	A2S-59E
	16"	A2C-66E	A2E-66E	A2S-66E
.058" Gauge	19"	A2C-71E	A2E-71E	A2S-71E
	23"	A2C-83E	A2E-83E	A2S-83E
	27"	A2C-93E	A2E-93E	A2S-93E
	31"	A2C-105E	A2E-105E	A2S-105E
	36"	A2C-119E	A2E-119E	A2S-119E

Models: 1-60 series, 1-80 series, 55-A, S55-A, 640, 650, 660, 840, 890, 895, 2-10G, 5-10G, SLG-2, SLG-6, G-70, Mac 35A, 35, 59, S-33, 33 Gear Drive

	BAR LENGTH	CHAMPION	TYPE E	STA-SHARP	CHISEL
1/2" Pitch	16"		D3E-45E	D3S-45E	
	19"		D3E-49E	D3S-49E	
.063" Gauge	20"		D3E-52E	D3S-52E	
	24"		D3E-61E	D3S-61E	
	26"		D3E-63E	D3S-63E	
	28"		D3E-69E	D3S-69E	
	30"		D3E-71E	D3S-71E	
	32"		D3E-76E	D3S-76E	
	33"		D3E-77E	D3S-77E	
	34"		D3E-81E	D3S-81E	
	37"		D3E-87E	D3S-87E	
	38"		D3E-87E	D3S-87E	
	40"		D3E-92E	D3S-92E	
	44"		D3E-99E	D3S-99E	
.404" Pitch	16"	B2C-55E	B2E-55E	B2S-55E	B2L-55E
	19"	B2C-60E	B2E-60E	B2S-60E	B2L-60E
.058" Gauge	20"	B2C-65E	B2E-65E	B2S-65E	B2L-65E
	24"	B2C-74E	B2E-74E	B2S-74E	B2L-74E
	26"	B2C-77E	B2E-77E	B2S-77E	B2L-77E
	28"	B2C-84E	B2E-84E	B2S-84E	B2L-84E
	30"	B2C-88E	B2E-88E	B2S-88E	B2L-88E
	32"	B2C-94E	B2E-94E	B2S-94E	B2L-94E
	33"	B2C-95E	B2E-95E	B2S-95E	B2L-95E
	34"	B2C-100E	B2E-100E	B2S-100E	B2L-100E
	37"	B2C-108E	B2E-108E	B2S-108E	B2L-108E
	38"	B2C-108E	B2E-108E	B2S-108E	B2L-108E
	40"	B2C-115E	B2E-115E	B2S-115E	B2L-115E
	44"	B2C-122E	B2E-122E	B2S-122E	B2L-122E

The average saw chain user gets less than 50% of the life that is built into his chain.

That same user when he buys a Carlton Chain and uses a File-O-Plate faithfully to lower the depth gauges and to sharpen the cutters, and who installs his chain on a new sprocket of proper pitch and on a reasonably good bar, will get 100% of the life and 100% of the efficiency that the chain is designed to give.

MONO

Models: 47, 67, SL-147, SL-149, SL-249

	BAR LENGTH	CHAMPION	TYPE E	STA-SHARP	CHISEL
.404"	16"	B3C-55E	B3E-55E	B3S-55E	B3L-55E
Pitch	20"	B3C-65E	B3E-65E	B3S-65E	B3L-65E
.063"	24"	B3C-75E	B3E-75E	B3S-75E	B3L-75E
Gauge	14" Bow	B3C-79E	B3E-79E	B3S-79E	B3L-79E

.404"					
Pitch	18"	B2C-62E	B2E-62E	B2S-62E	B2L-62E
.058"	21"	B2C-72E	B2E-72E	B2S-72E	B2L-72E
Gauge	24"	B2C-78E	B2E-78E	B2S-78E	B2L-78E

Models: 48, SL-145, SL-245, SL-246

3/8"	12	A1C-48E	A1E-48E	A1S-48E	
Pitch	16"	A1C-60E	A1E-60E	A1S-60E	
.050"	18"	A1C-67E	A1E-67E	A1S-67E	
Gauge	20"	A1C-70E	A1E-70E	A1S-70E	
	21"	A1C-77E	A1E-77E	A1S-77E	

Models: 25-10, 25-14

3/8"					
Pitch					
.050"	10"	A1C-40E	A1E-40E	A1S-40E	
Gauge	14"	A1C-52E	A1E-52E	A1S-52E	

MONTGOMERY WARD

Models: TMC 2400A, TMC 24002A

	BAR LENGTH	CHAMPION	TYPE E	STA-SHARP	CHISEL
3/8" Pitch					
Low Profile					
.050"	12"	N1C-44E			
Gauge	14"	N1C-50E			

Models: TMC 24033A, TMC 24032A, TMC 24035A

3/8" Pitch					
Low Profile					
.050"	12"	N1C-48E			
Gauge	15"	N1C-56E			
	17"	N1C-62E			

3/8"					
Pitch	12"	A1C-48E	A1E-48E	A2S-48E	
.050"	15"	A1C-56E	A1E-56E	A1S-56E	
Gauge	17"	A1C-62E	A1E-62E	A1S-62E	

Models: 13, 129

3/8"					
Pitch					
.050"	12"	A1C-47E	A1E-47E	A1S-47E	
Gauge	14"	A1C-52E	A1E-52E	A1S-52E	

PARTNER

Models: R-16, R-17, R-18, R-18T, R-19, R-20, R21, R-21T, R-20T, R-35

	BAR LENGTH	CHAMPION	TYPE E	STA-SHARP	CHISEL
3/8"	12"	A2C-48E	A2E-48E	A2S-48E	
Pitch	13"	A2C-52E	A2E-52E	A2S-52E	
.058"	15"	A2C-56E	A2E-56E	A2S-56E	
Gauge	18"	A2C-65E	A2E-65E	A2S-65E	
	22"	A2C-75E	A2E-75E	A2S-75E	

Models: R-11, R-12, R-14, TS, R-30, R-40, R-40T

3/8"	15"	A3C-56E	A3E-56E	A3S-56E	
Pitch	18"	A3C-65E	A3E-65E	A3S-65E	
.063"	22"	A3C-74E	A3E-74E	A3S-74E	
Gauge	26"	A3C-89E	A3E-89E	A3S-89E	
.404"	15"	B3C-52E	B3E-52E	B3S-52E	B3L-52E
Pitch	18"	B3C-59E	B3E-59E	B3S-59E	B3L-59E
.063"	22"	B3C-70E	B3E-70E	B3S-70E	B3L-70E
Gauge	26"	B3C-80E	B3E-80E	B3S-80E	B3L-80E

PIONEER

Models: NU-17, 400, 450, 550, 600, 620, 650, 700, 700D, 750, 1100, 1110, 1120, 1130, 1150, 1160, Wildcat 1, 1200, 1410, 1420, Holiday G, Holiday GT, Holiday GTA, 1560, 1750, 1850, 2200, 2270, 2400, 2460, 3071, 3200, 3270S, P20, P25, P40, P50.

	BAR LENGTH	CHAMPION	TYPE E	STA-SHARP	CHISEL
3/8"	12"	A2C-53E	A2E-53E	A2S-53E	
Pitch	16"	A2C-61E	A2E-61E	A2S-61E	
.058"	20"	A2C-70E	A2E-70E	A2S-70E	
Gauge	24"	A2C-79E	A2E-79E	A2S-79E	
	28"	A2C-92E	A2E-92E	A2S-92E	
	32"	A2C-111E	A2E-111E	A2S-111E	

.404"	12"	B2C-48E	B2E-48E	B2S-48E	B2L-48E
Pitch	16"	B2C-56E	B2E-56E	B2S-56E	B2L-56E
.058"	20"	B2C-64E	B2E-64E	B2S-64E	B2L-64E
Gauge	24"	B2C-72E	B2E-72E	B2S-72E	B2L-72E
	28"	B2C-84E	B2E-84E	B2S-84E	B2L-84E
	32"	B2C-100E	B2E-100E	B2S-100E	B2L-100E

Models: 1073, 2071, 2073

3/8"					
Pitch					
.050"	14"	A1C-53E	A1E-53E	A1S-53E	
Gauge	16"	A1C-61E	A1E-61E	A1S-61E	

POULAN

Models: 25, 25D, 250A

	BAR LENGTH	CHAMPION	TYPE E	STA-SHARP	CHISEL
3/8" Pitch					
Low Profile					
.050"	12"	N1C-45E			
Gauge	14"	N1C-52E			

Models: 53, 53A, 65, 67, 71, 71A, 85

.404"	19"	B3C-63E	B3E-63E	B3S-63E	B3L-63E
Pitch	23"	B3C-74E	B3E-74E	B3S-74E	B3L-74E
.063"	27"	B3C-83E	B3E-83E	B3S-83E	B3L-83E
Gauge	31"	B3C-93E	B3E-93E	B3S-93E	B3L-93E
	13" Bow	B3C-71E	B3E-71E	B3S-71E	B3L-71E

90% of all chain failures are due to improperly lowered depth gauges

Depth gauges are the most critical part of your chain and the Carlton File-O-Plate when used faithfully is unconditionally guaranteed to eliminate chain failures resulting from improperly lowered depth gauges.

Models: 200, 300, 400, series 31, S31, S33, 47

	BAR LENGTH	CHAMPION	TYPE E	STA-SHARP	CHISEL
3/8" Pitch	12"	A1C-44E	A1E-44E	A1S-44E	
Pitch	16"	A1C-61E	A1E-61E	A1S-61E	
.050"	20"	A1C-72E	A1E-72E	A1S-72E	
Gauge	24"	A1C-82E	A1E-82E	A1S-82E	
	12" Bow	A1C-80E	A1E-80E	A1S-80E	

Models: 54, S68, 72, S66, 252, 252A, 86, 92, 32, 48, 68, 85.

1/2" Pitch	15"	D3E-43E	D3S-43E		
Pitch	19"	D3E-52E	D3S-52E		
.063"	23"	D3E-60E	D3S-60E		
Gauge	27"	D3E-69E	D3S-69E		
	31"	D3E-76E	D3S-76E		

REMINGTON

Models: Mighty Mite, Mighty Mite Auto, Limb and Trim, EL-2, EL-4.

	BAR LENGTH	CHAMPION	TYPE E	STA-SHARP	CHISEL
3/8" Pitch					
Low Profile	8"	N1C-33E			
.050"	12"	N1C-44E			
Gauge	14"	N1C-50E			

Models: SL-9, SL-9 Deluxe, SL-10, SL-10A

3/8" Pitch					
Low Profile	12"	N1C-48E			
.050"	15"	N1C-56E			
Gauge	17"	N1C-62E			

3/8" Pitch					
Pitch	12"	A1C-48E	A1E-48E	A1S-48E	
.050"	15"	A1C-56E	A1E-56E	A1S-56E	
Gauge	17"	A1C-62E	A1E-62E	A1S-62E	

Models: PL-4, SL-11, SL-11A, PL-5, PL-5A

3/8" Pitch	12"	A1C-48E	A1E-48E	A1S-48E	
Pitch	15"	A1C-56E	A1E-56E	A1S-56E	
.050"	17"	A1C-62E	A1E-62E	A1S-62E	
Gauge	19"	A1C-68E	A1E-68E	A1S-68E	
	21"	A1C-72E	A1E-72E	A1S-72E	
	23"	A1C-78E	A1E-78E	A1S-78E	
	26"	A1C-86E	A1E-86E	A1S-86E	

Models: GL7, SL5, Bantam, Super 65, Super 75, Super 75A, Pro 88SL, Super 660, Super 770, Super 880, Super 990, Super 754, PL-6, PL-6A, PL-7A.

.404"	13"	B2C-52E	B2E-52E	B2S-52E	B2L-52E
Pitch	17"	B2C-62E	B2E-62E	B2S-62E	B2L-62E
.058"	21"	B2C-72E	B2E-72E	B2S-72E	B2L-72E
Gauge	24"	B2C-78E	B2E-78E	B2S-78E	B2L-78E
	31"	B2C-95E	B2E-95E	B2S-95E	B2L-95E
	37"	B2C-112E	B2E-112E	B2S-112E	B2L-112E

SEARS ROEBUCK

Models: Little Beaver 35162, 35164

	BAR LENGTH	CHAMPION	TYPE E	STA-SHARP	CHISEL
3/8" Pitch					
Low Profile					
.050"					
Gauge	14"	N1C-45E			

Models: Compacts — Electric & gas

	BAR LENGTH	CHAMPION	TYPE E	STA-SHARP	CHISEL
3/8" Pitch					
Low Profile					
.050"	12"	N1C-45E			
Gauge	14"	N1C-52E			

3/8" Pitch					
Pitch	10"	A1C-48E	A1E-48E	A1S-48E	
.050"	14"	A1C-52E	A1E-52E	A1S-52E	
Gauge					

Models: 60049, 57, 58, 63201, 02, 04, 07, 08, 350250, 60, 350710, 11, 20, 351040, 50, 60, 70, 80, 90, 351250, 60, 351140, 50, 60, 70, 80, 90, 352020, 21, 30, 31, 352120, 30, 31, 351750, 351870.

3/8" Pitch	15"	A1C-57E	A1E-57E	A1S-57E	
.050"	17"	A1C-63E	A1E-63E	A1S-63E	
Gauge	21"	A1C-73E	A1E-73E	A1S-73E	

SKIL

Models: Bantam Brute, 1602, 1610, 1612, 1600 Electric

	BAR LENGTH	CHAMPION	TYPE E	STA-SHARP	CHISEL
3/8" Pitch	10"	N1C-39E			
Low Profile	12"	N1C-44E			
.050"	14"	N1C-49E			
Gauge	16"	N1C-55E			

Models: 605, 606 Electric

3/8" Pitch					
Pitch	14"	A1C-52E	A1E-52E	A1S-52E	
.050"	20"	A1C-68E	A1E-68E	A1S-68E	
Gauge					

Carlton is the only saw chain

... that is unconditionally guaranteed to cut just as fast and just as smooth when it is filed all the way back as it did when it was new; when a Carlton File-O-Plate is used faithfully to lower the depth gauges and to sharpen the cutters.

Models: 1631, 1644, 1645, 1660, 1661, 1670, 1680

	BAR LENGTH	CHAMPION	TYPE E	STA-SHARP	CHISEL
.404"	12"	B2C-44E	B2E-44E	B2S-44E	B2L-44E
Pitch	15"	B2C-52E	B2E-52E	B2S-52E	B2L-52E
.058"	18"	B2C-60E	B2E-60E	B2S-60E	B2L-60E
Gauge	20"	B2C-64E	B2E-64E	B2S-64E	B2L-64E
	24"	B2C-76E	B2E-76E	B2S-76E	B2L-76E
	30"	B2C-92E	B2E-92E	B2S-92E	B2L-92E
	32"	B2C-100E	B2E-100E	B2S-100E	B2L-100E
	36"	B2C-104E	B2E-104E	B2S-104E	B2L-104E
3/8"	12"	A2C-49E	A2E-49E	A2S-49E	
Pitch	15"	A2C-57E	A2E-57E	A2S-57E	
.058"	18"	A2C-66E	A2E-66E	A2S-66E	
Gauge	20"	A2C-70E	A2E-70E	A2S-70E	
	24"	A2C-83E	A2E-83E	A2S-83E	
	30"	A2C-101E	A2E-101E	A2S-101E	

SOLO

Models: 70, 70-A, 604, 626, 635, 642, Twin, Rex 125

	BAR LENGTH	CHAMPION	TYPE E	STA-SHARP	CHISEL
.404"	16"	B3C-61E	B3E-61E	B3S-61E	B3L-61E
Pitch	17"	B3C-63E	B3E-63E	B3S-63E	B3L-63E
.063"	21"	B3C-72E	B3E-72E	B3S-72E	B3L-72E
Gauge	25"	B3C-82E	B3E-82E	B3S-82E	B3L-82E
	30"	B3C-96E	B3E-96E	B3S-96E	B3L-96E

Models: 50, 630, 632

.404"	13"	B3C-48E	B3E-48E	B3S-48E	B3L-48E
Pitch	15"	B3C-56E	B3E-56E	B3S-56E	B3L-56E
.063"	16"	B3C-61E	B3E-61E	B3S-61E	B3L-61E
Gauge					

Models: Rex 125, Super Rex, 604

.404"	17"	B3C-63E	B3E-63E	B3S-63E	B3L-63E
Pitch	21"	B3C-72E	B3E-72E	B3S-72E	B3L-72E
.063"	25"	B3C-82E	B3E-82E	B3S-82E	B3L-82E
Gauge	30"	B3C-95E	B3E-95E	B3S-95E	B3L-95E

STIHL

Models: 015, 015LE, 020AV, 020AVP, E-10

	BAR LENGTH	CHAMPION	TYPE E	STA-SHARP	CHISEL
3/8" Pitch	10"	N1C-39E			
Low Profile	12"	N1C-44E			
.050"	14"	N1C-49E			
Gauge	16"	N1C-55E			

Models: 030AV, 031AV, 040, 041, 041AV, 041AVE, 045AV, 045AVE, 041G, E-15

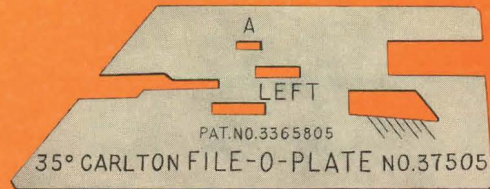
3/8"	14"	A1C-54E	A1E-54E	A1S-54E	
Pitch	16"	A1C-60E	A1E-60E	A1S-60E	
.050"	20"	A1C-72E	A1E-72E	A1S-72E	
Gauge	24"	A1C-84E	A1E-84E	A1S-84E	
3/8"	16"	A3C-60E	A3E-60E	A3S-60E	
Pitch	18"	A3C-66E	A3E-66E	A3S-66E	
.063"	20"	A3C-72E	A3E-72E	A3S-72E	
Gauge	24"	A3C-83E	A3E-83E	A3S-83E	
.404"	16"	B3C-54E	B3E-54E	B3S-54E	B3L-54E
Pitch	18"	B3C-60E	B3E-60E	B3S-60E	B3L-60E
.063"	20"	B3C-65E	B3E-65E	B3S-65E	B3L-65E
Gauge	24"	B3C-76E	B3E-76E	B3S-76E	B3L-76E

Models: 050AV, 051AV, 07 - 07S, 08 - 08S, 09 - 09S, 090G, E-30, S-10, 075AV

	BAR LENGTH	CHAMPION	TYPE E	STA-SHARP	CHISEL
3/8"					
Pitch					
.050"	16"	A1C-62E	A1E-62E	A1S-62E	
Gauge	21"	A1C-76E	A1E-76E	A1S-76E	
3/8"	13"	A3C-53E	A3E-53E	A3S-53E	
Pitch	16"	A3C-62E	A3E-62E	A3S-62E	
.063"	17"	A3C-66E	A3E-66E	A3S-66E	
Gauge	21"	A3C-75E	A3E-75E	A3S-75E	
	25"	A3C-89E	A3E-89E	A3S-89E	
.404"	13"	B3C-48E	B3E-48E	B3S-48E	B3L-48E
Pitch	16"	B3C-56E	B3E-56E	B3S-56E	B3L-56E
.063"	17"	B3C-60E	B3E-60E	B3S-60E	B3L-60E
Gauge	21"	B3C-68E	B3E-68E	B3S-68E	B3L-68E
	25"	B3C-80E	B3E-80E	B3S-80E	B3L-80E
	30"	B3C-91E	B3E-91E	B3S-91E	B3L-91E
1/2"	17"		D3E-49E	D3S-49E	
Pitch	21"		D3E-55E	D3S-55E	
.063"	25"		D3E-65E	D3S-65E	
	30"		D3E-74E	D3S-74E	

Models: 06-06S, 070, 090

3/8"					
Pitch	17"	A3C-72E	A3E-72E	A3S-72E	
.063"	21"	A3C-80E	A3E-80E	A3S-80E	
Gauge	25"	A3C-93E	A3E-93E	A3S-93E	
.404"					
Pitch	17"	B3C-64E	B3E-64E	B3S-64E	B3L-64E
.063"	21"	B3C-72E	B3E-72E	B3S-72E	B3L-72E
Gauge	25"	B3C-84E	B3E-84E	B3S-84E	B3L-84E
1/2"					
Pitch	17"		D3E-52E	D3S-52E	
.063"	21"		D3E-58E	D3S-58E	
Gauge	25"		D3E-68E	D3S-68E	



**Carlton
FILE-O-PLATE**

is the only maintenance tool that guarantees top performance throughout the entire life of your Carlton Chain.

SUGGESTED LIST PRICES FOR CUT LENGTHS

Drive Links	3/8" PITCH LOW PROFILE CHAMPION CHAIN N1C		.354" PITCH CHAMPION CHAIN J1C, J2C		.354" PITCH STA-SHARP CHAIN J1S, J2S		Drive Links
	Length	Price	Length	Price	Length	Price	
32	1.96'	\$ 9.15	1.90'	\$10.10	1.90'	\$ 8.90	32
33		9.45		10.45		9.15	33
34	2.08'	9.70	2.02'	10.75	2.02'	9.45	34
35		10.00		11.05		9.70	35
36	2.20'	10.30	2.13'	11.35	2.13'	10.00	36
37		10.60		11.65		10.25	37
38	2.32'	10.85	2.25'	11.95	2.25'	10.55	38
39		11.15		12.30		10.80	39
40	2.44'	11.45	2.37'	12.60	2.37'	11.10	40
41		11.70		12.95		11.40	41
42	2.57'	12.00	2.49'	13.25	2.49'	11.65	42
43		12.30		13.55		11.95	43
44	2.69'	12.60	2.61'	13.90	2.61'	12.20	44
45		12.85		14.20		12.50	45
46	2.81'	13.15	2.73'	14.50	2.73'	12.75	46
47		13.45		14.85		13.05	47
48	2.93'	13.75	2.85'	15.15	2.85'	13.30	48
49		14.00		15.50		13.60	49
50	3.06'	14.30	2.97'	15.80	2.97'	13.90	50
51		14.60		16.05		14.15	51
52	3.18'	14.85	3.08'	16.40	3.08'	14.45	52
53		15.15		16.70		14.70	53
54	3.30'	15.45	3.20'	17.00	3.20'	15.00	54
55		15.75		17.35		15.25	55
56	3.42'	16.00	3.32'	17.65	3.32'	15.55	56
57		16.30		17.95		15.80	57
58	3.54'	16.60	3.44'	18.30	3.44'	16.10	58
59		16.85		18.60		16.35	59
60	3.67'	17.15	3.56'	18.95	3.56'	16.65	60
61		17.45		19.25		16.95	61
62	3.79'	17.75	3.68'	19.55	3.68'	17.20	62
63		18.00		19.90		17.50	63
64	3.91'	18.30	3.80'	20.20	3.80'	17.75	64
65		18.60		20.45		18.05	65
66	4.03'	18.85	3.91'	20.80	3.91'	18.30	66
67		19.15		21.10		18.60	67
68	4.15'	19.45	4.03'	21.40	4.03'	18.85	68
69		19.75		21.75		19.15	69
70	4.28'	20.00	4.15'	22.05	4.15'	19.45	70
71		20.30		22.40		19.70	71
72	4.40'	20.60	4.27'	22.70	4.27'	20.00	72
73		20.85		23.00		20.25	73
74	4.52'	21.15	4.39'	23.35	4.39'	20.55	74
75		21.45		23.65		20.80	75
76	4.64'	21.75	4.51'	23.95	4.51'	21.10	76
77		22.00		24.30		21.35	77
78	4.77'	22.30	4.63'	24.60	4.63'	21.65	78
79		22.60		24.90		21.90	79
80	4.89'	22.90	4.74'	25.20	4.74'	22.20	80
81		23.15		25.50		22.50	81
82	5.01'	23.45	4.86'	25.85	4.86'	22.75	82
83		23.75		26.15		23.05	83
84	5.13'	24.00	4.98'	26.45	4.98'	23.30	84
85		24.30		26.80		23.60	85
86	5.25'	24.60	5.10'	27.10	5.10'	23.85	86
87		24.90		27.40		24.15	87
88	5.38'	25.15	5.22'	27.75	5.22'	24.40	88
89		25.45		28.05		24.70	89
90	5.50'	25.75	5.34'	28.40	5.34'	25.00	90
91		26.00		28.70		25.25	91
92	5.62'	26.30	5.46'	29.00	5.46'	25.55	92
93		26.60		29.30		25.80	93
94	5.74'	26.90	5.57'	29.60	5.57'	26.10	94
95		27.15		29.90		26.35	95
96	5.87'	27.45	5.69'	30.25	5.69'	26.65	96
97		27.75		30.55		26.90	97
98	5.99'	28.00	5.81'	30.90	5.81'	27.20	98
99		28.30		31.20		27.45	99
100	6.11	28.60	5.93'	31.50	5.93'	27.75	100
101		28.90		31.85		28.05	101
102	6.23'	29.15	6.05'	32.15	6.05'	28.30	102
103		29.45		32.45		28.60	103
104	6.35'	29.75	6.17'	32.80	6.17'	28.85	104
105		30.00		33.10		29.15	105
106	6.48'	30.30	6.29'	33.40	6.29'	29.40	106
107		30.60		33.75		29.70	107
108	6.60'	30.90	6.40'	34.00	6.40'	29.95	108
109		31.15		34.35		30.25	109
110	6.72'	31.45	6.52'	34.65	6.52'	30.55	110

Drive Links	3/8" PITCH STA-SHARP CHAIN A1S,A2S,A3S, A1S-SS,A2S-SS,A3S-SS		3/8" PITCH TYPE E CHAIN A1E,A2E,A3E, A1E-SS,A2E-SS,A3E-SS		3/8" PITCH CHAMPION CHAIN A1C,A2C,A3C A1C-SS,A2C-SS,A3C-SS		Drive Links
	Length	Price	Length	Price	Length	Price	
32	1.96'	\$ 9.15	1.96'	\$ 9.15	1.96'	\$10.45	32
33		9.45		9.45		10.75	33
34	2.08'	9.70	2.08'	9.70	2.08'	11.05	34
35		10.00		10.00		11.35	35
36	2.20'	10.30	2.20'	10.30	2.20'	11.70	36
37		10.60		10.60		12.00	37
38	2.32'	10.85	2.32'	10.85	2.32'	12.35	38
39		11.15		11.15		12.65	39
40	2.44'	11.45	2.44'	11.45	2.44'	12.95	40
41		11.70		11.70		13.30	41
42	2.57'	12.00	2.57'	12.00	2.57'	13.65	42
43		12.30		12.30		13.95	43
44	2.69'	12.60	2.69'	12.60	2.69'	14.30	44
45		12.85		12.85		14.65	45
46	2.81'	13.15	2.81'	13.15	2.81'	14.95	46
47		13.45		13.45		15.25	47
48	2.93'	13.75	2.93'	13.75	2.93'	15.60	48
49		14.00		14.00		15.90	49
50	3.06'	14.30	3.06'	14.30	3.06'	16.25	50
51		14.60		14.60		16.60	51
52	3.18'	14.85	3.18'	14.85	3.18'	16.90	52
53		15.15		15.15		17.25	53
54	3.30'	15.45	3.30'	15.45	3.30'	17.55	54
55		15.75		15.75		17.85	55
56	3.42'	16.00	3.42'	16.00	3.42'	18.20	56
57		16.30		16.30		18.50	57
58	3.54'	16.60	3.54'	16.60	3.54'	18.80	58
59		16.85		16.85		19.15	59
60	3.67'	17.15	3.67'	17.15	3.67'	19.50	60
61		17.45		17.45		19.85	61
62	3.79'	17.75	3.79'	17.75	3.79'	20.15	62
63		18.00		18.00		20.45	63
64	3.91'	18.30	3.91'	18.30	3.91'	20.80	64
65		18.60		18.60		21.10	65
66	4.02'	18.85	4.02'	18.85	4.02'	21.35	66
67		19.15		19.15		21.75	67
68	4.15'	19.45	4.15'	19.45	4.15'	22.05	68
69		19.75		19.75		22.45	69
70	4.28'	20.00	4.28'	20.00	4.28'	22.75	70
71		20.30		20.30		23.05	71
72	4.40'	20.60	4.40'	20.60	4.40'	23.40	72
73		20.85		20.85		23.70	73
74	4.52'	21.15	4.52'	21.15	4.52'	24.05	74
75		21.45		21.45		24.35	75
76	4.64'	21.75	4.64'	21.75	4.64'	24.65	76
77		22.00		22.00		25.00	77
78	4.77'	22.30	4.77'	22.30	4.77'	25.35	78
79		22.60		22.60		25.65	79
80	4.89'	22.90	4.89'	22.90	4.89'	26.00	80
81		23.15		23.15		26.30	81
82	5.01'	23.45	5.01'	23.45	5.01'	26.65	82
83		23.75		23.75		26.95	83
84	5.13'	24.00	5.13'	24.00	5.13'	27.25	84
85		24.30		24.30		27.60	85
86	5.25'	24.60	5.25'	24.60	5.25'	27.90	86
87		24.90		24.90		28.25	87
88	5.38'	25.15	5.38'	25.15	5.38'	28.60	88
89		25.45		25.45		28.90	89
90	5.50'	25.75	5.50'	25.75	5.50'	29.25	90
91		26.00		26.00		29.55	91
92	5.62'	26.30	5.62'	26.30	5.62'	29.85	92
93		26.60		26.60		30.20	93
94	5.74'	26.90	5.74'	26.90	5.74'	30.50	94
95		27.15		27.15		30.80	95
96	5.87'	27.45	5.87'	27.45	5.87'	31.20	96
97		27.75		27.75		31.50	97
98	5.99'	28.00	5.99'	28.00	5.99'	31.85	98
99		28.30		28.30		32.15	99
100	6.11'	28.60	6.11'	28.60	6.11'	32.45	100
101		28.90		28.90		32.80	101
102	6.23'	29.15	6.23'	29.15	6.23'	33.10	102
103		29.45		29.45		33.40	103
104	6.35'	29.75	6.35'	29.75	6.35'	33.75	104
105		30.00		30.00		34.10	105
106	6.48'	30.30	6.48'	30.30	6.48'	34.45	106
107		30.60		30.60		34.75	107
108	6.60'	30.90	6.60'	30.90	6.60'	35.05	108
109		31.15		31.15		35.40	109
110	6.72'	31.45	6.72'	31.45	6.72'	35.70	110

Drive Links	.404" PITCH STA-SHARP CHAIN B1S,B2S,B3S		.404" PITCH CHAMPION CHAIN B1C,B2C,B3C		.404" PITCH TYPE E CHAIN B1E,B2E,B3E		Drive Links
	Length	Price	Length	Price	Length	Price	
32	2.16'	\$10.10	2.16'	\$11.45	2.16'	\$10.85	32
33		10.45		11.80		11.15	33
34	2.30'	10.75	2.30'	12.15	2.30'	11.50	34
35		11.05		12.55		11.85	35
36	2.43'	11.40	2.43'	12.90	2.43'	12.15	36
37		11.70		13.25		12.50	37
38	2.57'	12.00	2.57'	13.60	2.57'	12.85	38
39		12.35		13.95		13.20	39
40	2.70'	12.65	2.70'	14.30	2.70'	13.50	40
41		12.95		14.70		13.85	41
42	2.84'	13.30	2.84'	15.05	2.84'	14.20	42
43		13.60		15.40		14.55	43
44	2.97'	13.90	2.97'	15.75	2.97'	14.85	44
45		14.25		16.10		15.20	45
46	3.11'	14.55	3.11'	16.45	3.11'	15.55	46
47		14.85		16.85		15.85	47
48	3.24'	15.20	3.24'	17.20	3.24'	16.20	48
49		15.50		17.55		16.55	49
50	3.38'	15.80	3.38'	17.90	3.38'	16.90	50
51		16.15		18.25		17.25	51
52	3.51'	16.45	3.51'	18.60	3.51'	17.55	52
53		16.75		19.00		17.90	53
54	3.65'	17.10	3.65'	19.35	3.65'	18.25	54
55		17.40		19.70		18.60	55
56	3.78'	17.70	3.78'	20.05	3.78'	18.90	56
57		18.05		20.40		19.25	57
58	3.92'	18.35	3.92'	20.75	3.92'	19.60	58
59		18.65		21.10		19.95	59
60	4.05'	19.00	4.05'	21.50	4.05'	20.25	60
61		19.30		21.85		20.60	61
62	4.19'	19.60	4.19'	22.20	4.19'	20.95	62
63		19.95		22.55		21.30	63
64	4.32'	20.25	4.32'	22.90	4.32'	21.60	64
65		20.55		23.25		21.95	65
66	4.46'	20.90	4.46'	23.65	4.46'	22.30	66
67		21.20		24.00		22.65	67
68	4.59'	21.50	4.59'	24.35	4.59'	22.95	68
69		21.85		24.70		23.30	69
70	4.73'	22.15	4.73'	25.05	4.73'	23.65	70
71		22.45		25.40		24.00	71
72	4.86'	22.80	4.86'	25.80	4.86'	24.30	72
73		23.10		26.15		24.65	73
74	5.00'	23.40	5.00'	26.50	5.00'	25.00	74
75		23.75		26.85		25.35	75
76	5.13'	24.05	5.13'	27.20	5.13'	25.65	76
77		24.35		27.55		26.05	77
78	5.27'	24.70	5.27'	27.95	5.27'	26.35	78
79		25.00		28.30		26.70	79
80	5.40'	25.30	5.40'	28.65	5.40'	27.00	80
81		25.65		29.00		27.40	81
82	5.54'	25.95	5.54'	29.35	5.54'	27.70	82
83		26.25		29.70		28.05	83
84	5.67'	26.55	5.67'	30.05	5.67'	28.35	84
85		26.90		30.45		28.75	85
86	5.81'	27.20	5.81'	30.80	5.81'	29.05	86
87		27.50		31.15		29.40	87
88	5.94'	27.85	5.94'	31.50	5.94'	29.70	88
89		28.15		31.85		30.10	89
90	6.08'	28.45	6.08'	32.20	6.08'	30.40	90
91		28.80		32.60		30.75	91
92	6.21'	29.10	6.21'	32.95	6.21'	31.05	92
93		29.40		33.30		31.45	93
94	6.35'	29.75	6.35'	33.65	6.35'	31.75	94
95		30.05		34.00		32.10	95
96	6.48'	30.35	6.48'	34.35	6.48'	32.40	96
97		30.70		34.75		32.80	97
98	6.62'	31.00	6.62'	35.10	6.62'	33.10	98
99		31.30		35.45		33.45	99
100	6.76'	31.65	6.76'	35.80	6.76'	33.80	100
101		31.95		36.15		34.15	101
102	6.90'	32.25	6.90'	36.50	6.90'	34.50	102
103		32.60		36.90		34.80	103
104	7.03'	32.90	7.03'	37.25	7.03'	35.15	104
105		33.20		37.60		35.50	105
106	7.17'	33.55	7.17'	37.95	7.17'	35.85	106
107		33.85		38.30		36.15	107
108	7.30'	34.15	7.30'	38.65	7.30'	36.50	108
109		34.50		39.00		36.85	109
110	7.44'	34.80	7.44'	39.40	7.44'	37.20	110

Drive Links	.404" PITCH CHISEL CHAIN B1L,B2L,B3L		7/16" PITCH TYPE E CHAIN C2E,C3E		7/16" PITCH STA-SHARP CHAIN C2S,C3S		Drive Links
	Length	Price	Length	Price	Length	Price	
32	2.16'	\$13.05	2.34'	\$11.70	2.34'	\$10.95	32
33		13.45		12.05		11.30	33
34	2.30'	13.85	2.48'	12.40	2.48'	11.65	34
35		14.25		12.80		12.00	35
36	2.43'	14.70	2.63'	13.15	2.63'	12.35	36
37		15.10		13.50		12.65	37
38	2.57'	15.50	2.77'	13.85	2.77'	13.00	38
39		15.90		14.25		13.35	39
40	2.70'	16.30	2.92'	14.60	2.92'	13.70	40
41		16.70		14.95		14.05	41
42	2.84'	17.15	3.07'	15.35	3.07'	14.40	42
43		17.55		15.70		14.70	43
44	2.97'	17.95	3.21'	16.05	3.21'	15.05	44
45		18.35		16.45		15.40	45
46	3.11'	18.75	3.36'	16.80	3.36'	15.75	46
47		19.15		17.15		16.10	47
48	3.24'	19.55	3.50'	17.50	3.50'	16.40	48
49		20.00		17.90		16.75	49
50	3.38'	20.40	3.65'	18.25	3.65'	17.10	50
51		20.80		18.60		17.45	51
52	3.52'	21.20	3.80'	19.00	3.80'	17.80	52
53		21.60		19.35		18.15	53
54	3.65'	22.00	3.94'	19.70	3.94'	18.45	54
55		22.45		20.10		18.80	55
56	3.79'	22.85	4.09'	20.45	4.09'	19.15	56
57		23.25		20.80		19.50	57
58	3.92'	23.65	4.23'	21.15	4.23'	19.80	58
59		24.05		21.55		20.20	59
60	4.06'	24.45	4.38'	21.90	4.38'	20.50	60
61		24.85		22.25		20.85	61
62	4.19'	25.30	4.53'	22.65	4.53'	21.25	62
63		25.70		23.00		21.55	63
64	4.33'	26.10	4.67'	23.35	4.67'	21.90	64
65		26.50		23.75		22.25	65
66	4.46'	26.90	4.82'	24.10	4.82'	22.60	66
67		27.30		24.45		22.90	67
68	4.60'	27.75	4.96'	24.80	4.96'	23.25	68
69		28.15		25.20		23.60	69
70	4.73'	28.55	5.11'	25.55	5.11'	23.95	70
71		28.95		25.90		24.30	71
72	4.87'	29.35	5.26'	26.30	5.26'	24.65	72
73		29.75		26.65		24.95	73
74	5.00'	30.15	5.40'	27.00	5.40'	25.30	74
75		30.60		27.35		25.65	75
76	5.14'	31.00	5.55'	27.75	5.55'	26.00	76
77		31.40		28.10		26.35	77
78	5.27'	31.80	5.69'	28.45	5.69'	26.65	78
79		32.20		28.85		27.00	79
80	5.41'	32.60	5.84'	29.20	5.84'	27.35	80
81		33.05		29.55		27.70	81
82	5.54'	33.45	5.99'	29.95	5.99'	28.05	82
83		33.85		30.30		28.40	83
84	5.68'	34.25	6.13'	30.65	6.13'	28.70	84
85		34.65		31.05		29.05	85
86	5.82'	35.05	6.28'	31.40	6.28'	29.40	86
87		35.50		31.75		29.75	87
88	5.95'	35.90	6.42'	32.10	6.42'	30.05	88
89		36.30		32.50		30.45	89
90	6.08'	36.70	6.57'	32.85	6.57'	30.75	90
91		37.10		33.20		31.10	91
92	6.22'	37.50	6.72'	33.60	6.72'	31.45	92
93		37.90		33.95		31.80	93
94	6.35'	38.35	6.86'	34.30	6.86'	32.15	94
95		38.75		34.65		32.50	95
96	6.49'	39.15	7.01'	35.05	7.01'	32.85	96
97		39.55		35.40		33.15	97
98	6.62'	39.95	7.15'	35.75	7.15'	33.50	98
99		40.35		36.15		33.85	99
100	6.76'	40.80	7.30'	36.50	7.30'	34.20	100
101		41.20		36.85		34.55	101
102	6.90'	41.60	7.45'	37.25	7.45'	34.90	102
103		42.00		37.60		35.20	103
104	7.03'	42.40	7.59'	37.95	7.59'	35.55	104
105		42.80		38.30		35.90	105
106	7.17'	43.20	7.74'	38.70	7.74'	36.25	106
107		43.65		39.05		36.60	107
108	7.30'	44.05	7.88'	39.40	7.88'	36.90	108
109		44.45		39.80		37.25	109
110	7.44'	44.85	8.03'	40.15	8.03'	37.60	110

Drive Links	7/16" PITCH CHAMPION CHAIN C2C,C3C		1/2" PITCH TYPE E CHAIN D2E,D3E		1/2" PITCH STA-SHARP CHAIN D2S,D3S		Drive Links
	Length	Price	Length	Price	Length	Price	
32	2.34'	\$12.45	2.69'	\$13.45	2.69'	\$12.60	32
33		12.80		13.85		12.95	33
34	2.48'	13.20	2.86'	14.30	2.86'	13.35	34
35		13.60		14.70		13.75	35
36	2.63'	14.00	3.02'	15.10	3.02'	14.15	36
37		14.35		15.55		14.55	37
38	2.77'	14.75	3.19'	15.95	3.19'	14.95	38
39		15.15		16.40		15.35	39
40	2.92'	15.55	3.36'	16.80	3.36'	15.70	40
41		15.90		17.20		16.10	41
42	3.07'	16.35	3.53'	17.65	3.53'	16.50	42
43		16.70		18.05		16.90	43
44	3.21'	17.05	3.70'	18.50	3.70'	17.30	44
45		17.50		18.90		17.70	45
46	3.36'	17.85	3.86'	19.30	3.86'	18.10	46
47		18.25		19.75		18.50	47
48	3.50'	18.60	4.03'	20.15	4.03'	18.85	48
49		19.05		20.60		19.25	49
50	3.65'	19.40	4.20'	21.00	4.20'	19.65	50
51		19.80		21.40		20.05	51
52	3.80'	20.20	4.37'	21.85	4.37'	20.45	52
53		20.55		22.25		20.85	53
54	3.94'	20.95	4.54'	22.70	4.54'	21.25	54
55		21.35		23.10		21.60	55
56	4.09'	21.75	4.70'	23.50	4.70'	22.00	56
57		22.10		23.95		22.40	57
58	4.23'	22.50	4.87'	24.35	4.87'	22.80	58
59		22.90		24.80		23.20	59
60	4.38'	23.30	5.04'	25.20	5.04'	23.60	60
61		23.65		25.60		24.00	61
62	4.53'	24.10	5.21'	26.05	5.21'	24.35	62
63		24.45		26.45		24.75	63
64	4.67'	24.80	5.38'	26.90	5.38'	25.15	64
65		25.25		27.30		25.55	65
66	4.82'	25.60	5.54'	27.70	5.54'	25.95	66
67		26.00		28.15		26.35	67
68	4.96'	26.35	5.71'	28.55	5.71'	26.75	68
69		26.80		29.00		27.15	69
70	5.11'	27.15	5.88'	29.40	5.88'	27.50	70
71		27.55		29.80		27.90	71
72	5.26'	27.95	6.05'	30.25	6.05'	28.30	72
73		28.35		30.65		28.70	73
74	5.40'	28.70	6.22'	31.10	6.22'	29.10	74
75		29.05		31.50		29.50	75
76	5.55'	29.50	6.38'	31.90	6.38'	29.90	76
77		29.85		32.35		30.25	77
78	5.69'	30.25	6.55'	32.75	6.55'	30.65	78
79		30.65		33.20		31.05	79
80	5.84'	31.05	6.72'	33.60	6.72'	31.45	80
81		31.40		34.00		31.85	81
82	5.99'	31.85	6.89'	34.45	6.89'	32.25	82
83		32.20		34.85		32.65	83
84	6.13'	32.60	7.06'	35.30	7.06'	33.00	84
85		33.00		35.70		33.40	85
86	6.28'	33.35	7.22'	36.10	7.22'	33.80	86
87		33.75		36.55		34.20	87
88	6.42'	34.10	7.39'	36.95	7.39'	34.60	88
89		34.55		37.40		35.00	89
90	6.57'	34.90	7.56'	37.80	7.56'	35.40	90
91		35.30		38.20		35.75	91
92	6.72'	35.70	7.73'	38.65	7.73'	36.15	92
93		36.10		39.05		36.55	93
94	6.86'	36.45	7.90'	39.50	7.90'	36.95	94
95		36.80		39.90		37.35	95
96	7.01'	37.25	8.06'	40.30	8.06'	37.75	96
97		37.60		40.75		38.15	97
98	7.15'	38.00	8.23'	41.15	8.23'	38.55	98
99		38.40		41.60		38.90	99
100	7.30'	38.80	8.40'	42.00	8.40'	39.30	100
101		39.15		42.40		39.70	101
102	7.45'	39.60	8.57'	42.85	8.57'	40.10	102
103		39.95		43.25		40.50	103
104	7.59'	40.35	8.74'	43.70	8.74'	40.90	104
105		40.70		44.10		41.30	105
106	7.74'	41.10	8.90'	44.50	8.90'	41.65	106
107		41.50		44.95		42.05	107
108	7.88'	41.85	9.07'	45.35	9.07'	42.45	108
109		42.30		45.80		42.85	109
110	8.03'	42.65	9.24'	46.20	9.24'	43.25	110

CARLTON CHAIN REELS

SUGGESTED LIST PRICES

CHAIN TYPE	PITCH	GAUGE	25 Foot Reels		50 Foot Reels		100 Foot Reels	
			PART NO.	PRICE	PART NO.	PRICE	PART NO.	PRICE
A1S STA-SHARP	3/8"	.050"	A1S25R	\$117.00	A1S50R	\$229.50	A1S100R	\$450.00
A2S STA-SHARP	3/8"	.058"	A2S25R	117.00	A2S50R	229.50	A2S100R	450.00
A3S STA-SHARP	3/8"	.063"	A3S25R	117.00	A3S50R	229.50	A3S100R	450.00
A1E TYPE E	3/8"	.050"	A1E25R	117.00	A1E50R	229.50	A1E100R	450.00
A2E TYPE E	3/8"	.058"	A2E25R	117.00	A2E50R	229.50	A2E100R	450.00
A3E TYPE E	3/8"	.063"	A3E25R	117.00	A3E50R	229.50	A3E100R	450.00
A1C CHAMPION	3/8"	.050"	A1C25R	132.60	A1C50R	260.00	A1C100R	510.00
A2C CHAMPION	3/8"	.058"	A2C25R	132.60	A2C50R	260.00	A2C100R	510.00
A3C CHAMPION	3/8"	.063"	A3C25R	132.60	A3C50R	260.00	A3C100R	510.00
A1S-SS STA-SHARP*	3/8"	.050"	A1S-SS-25R	117.00	A1S-SS-50R	229.50	A1S-SS-100R	450.00
A2S-SS STA-SHARP*	3/8"	.058"	A2S-SS-25R	117.00	A2S-SS-50R	229.50	A2S-SS-100R	450.00
A3S-SS STA-SHARP*	3/8"	.063"	A3S-SS-25R	117.00	A3S-SS-50R	229.50	A3S-SS-100R	450.00
A1E-SS TYPE E*	3/8"	.050"	A1E-SS-25R	117.00	A1E-SS-50R	229.50	A1E-SS-100R	450.00
A2E-SS TYPE E*	3/8"	.058"	A2E-SS-25R	117.00	A2E-SS-50R	229.50	A2E-SS-100R	450.00
A3E-SS TYPE E*	3/8"	.063"	A3E-SS-25R	117.00	A3E-SS-50R	229.50	A3E-SS-100R	450.00
A1C-SS CHAMPION*	3/8"	.050"	A1C-SS-25R	132.60	A1C-SS-50R	260.00	A1C-SS-100R	510.00
A2C-SS CHAMPION*	3/8"	.058"	A2C-SS-25R	132.60	A2C-SS-50R	260.00	A2C-SS-100R	510.00
A3C-SS CHAMPION*	3/8"	.063"	A3C-SS-25R	132.60	A3C-SS-50R	260.00	A3C-SS-100R	510.00
B1S STA-SHARP	.404"	.050"	B1S25R	117.00	B1S50R	229.50	B1S100R	450.00
B2S STA-SHARP	.404"	.058"	B2S25R	117.00	B2S50R	229.50	B2S100R	450.00
B3S STA-SHARP	.404"	.063"	B3S25R	117.00	B3S50R	229.50	B3S100R	450.00
B1E TYPE E	.404"	.050"	B1E25R	125.00	B1E50R	245.00	B1E100R	480.00
B2E TYPE E	.404"	.058"	B2E25R	125.00	B2E50R	245.00	B2E100R	480.00
B3E TYPE E	.404"	.063"	B3E25R	125.00	B3E50R	245.00	B3E100R	480.00
B1C CHAMPION	.404"	.050"	B1C25R	132.60	B1C50R	260.00	B1C100R	510.00
B2C CHAMPION	.404"	.058"	B2C25R	132.60	B2C50R	260.00	B2C100R	510.00
B3C CHAMPION	.404"	.063"	B3C25R	132.60	B3C50R	260.00	B3C100R	510.00
B1L CHISEL	.404"	.050"	B1L25R	150.80	B1L50R	296.00	B1L100R	580.00
B2L CHISEL	.404"	.058"	B2L25R	150.80	B2L50R	296.00	B2L100R	580.00
B3L CHISEL	.404"	.063"	B3L25R	150.80	B3L50R	296.00	B3L100R	580.00
C2S STA-SHARP	7/16"	.058"	C2S25R	117.00	C2S50R	229.50	C2S100R	450.00
C3S STA-SHARP	7/16"	.063"	C3S25R	117.00	C3S50R	229.50	C3S100R	450.00
C2E TYPE E	7/16"	.058"	C2E25R	125.00	C2E50R	245.00	C2E100R	480.00
C3E TYPE E	7/16"	.063"	C3E25R	125.00	C3E50R	245.00	C3E100R	480.00
C2C CHAMPION	7/16"	.058"	C2C25R	132.60	C2C50R	260.00	C2C100R	510.00
C3C CHAMPION	7/16"	.063"	C3C25R	132.60	C3C50R	260.00	C3C100R	510.00
D2S STA-SHARP	1/2"	.058"	D2S25R	117.00	D2S50R	229.50	D2S100R	450.00
D3S STA-SHARP	1/2"	.063"	D3S25R	117.00	D3S50R	229.50	D3S100R	450.00
D2E TYPE E	1/2"	.058"	D2E25R	125.00	D2E50R	245.00	D2E100R	480.00
D3E TYPE E	1/2"	.063"	D3E25R	125.00	D3E50R	245.00	D3E100R	480.00
J1S STA-SHARP	.354"	.050"	J1S25R	117.00	J1S50R	229.50	J1S100R	450.00
J2S STA-SHARP	.354"	.058"	J2S25R	117.00	J2S50R	229.50	J2S100R	450.00
J1C CHAMPION	.354"	.050"	J1C25R	132.60	J1C50R	260.00	J1C100R	510.00
J2C CHAMPION	.354"	.058"	J2C25R	132.60	J2C50R	260.00	J2C100R	510.00
N1C CHAMPION	.365"	.050"	N1C25R	117.00	N1C50R	229.50	N1C100R	450.00

*Carlton SS (SAFETY SYSTEM) Saw Chain. Has Carlton SS Guard Links in front of each cutter to minimize the possibility of kick-back and to provide maximum smoothness of cut.



How To Tell When To Sharpen Your Chain

Every saw chain is capable of cutting through a log 10" or less in diameter at the rate of more than one inch per second if the chain is properly sharp.

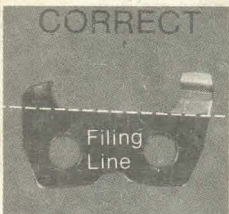

By selecting a log 10" or less in diameter and counting to yourself "one-thousand one, one-thousand two, one-thousand three, etc." while you cut, you can determine quickly if your chain needs to be sharpened. For instance, if your chain won't cut through an 8" log in less than 8 seconds, you should lower the depth gauges and sharpen the cutters with a Carlton File-O-Plate.

NOTES


Leon's Chainsaw Parts & Repair
Do Not Sell Or Reproduce

CARLTON SAW CHAIN IS UNCONDITIONALLY GUARANTEED


... When Maintained Faithfully With a
CARLTON FILE-O-PLATE



EXCELLENT — Filed with File-O-Plate. Note the straight filing line starting at the gullet and extending all the way back to the end of the cutter. Note forward sloping depth gauge.



BACK SLOPE — Filed without File-O-Plate. The file was held too high on this cutter resulting in an uneven filing line and causing a back slope. With a Carlton File-O-Plate, the filing line is perfectly straight.



HOOK — Filed without File-O-Plate. When the filer tends to file below the filing line a hook will always result. Such filing is impossible when a Carlton File-O-Plate is used.

The Carlton File-O-Plate is a unique, patented, simple, inexpensive filing guide. With it you can lower the depth gauges and sharpen the cutters perfectly every time . . . anytime, right on the saw bar.

You can tell at a glance when the cutter has been sharpened with the File-O-Plate . . . the bottom gullet of the cutter is extended perfectly flat along the filing line.

When the depth gauges have been lowered with the File-O-Plate they will have a noticeable forward sloping angle.

Remember, Carlton Saw Chain is unconditionally guaranteed for the full life of the chain when a Carlton File-O-Plate is used faithfully. And when it is, Carlton Saw Chain.

- will not develop harmful bottom wear
 - will not break drive links
 - will not hang up in the cut
 - will not cause the user any down time
 - will not cut rough
 - will not dull rapidly
- WE GUARANTEE IT!**

**Leader In The Development
Of Better Saw Chain**

3901 S.E. Naef Road
Portland, Oregon 97222, U.S.A.
Phone 503/659-8911



SAW CHAIN DIVISION

FILE-O-PLATE

Chain and File Size Chart

Pitch	File-O-Plate Number	File Size
N1C Low Profile	36501	5/32
.354"	35401	13/64
3/8"	37501	7/32
.404" E & S	40401	7/32
.404" Champion	40401	1/4
.404" Chisel	40401	1/4
7/16" E & S	43701	7/32
7/16" Champion	43701	1/4
1/2"	50001	1/4