

Homelite®

DEALER INFORMATION, TECHNICAL
ADVICE AND PRODUCT INFORMATION
CAN BE OBTAINED AT THIS NUMBER

TECHNICAL SERVICE

1 - 8 0 0 - 4 3 8 - 9 4 7 5

BULLETIN

NO. H98A-007

SUBJECT: ELECTRIC START TRIMMER

AFFECTS: TOUCHSTART™ TRIMMER UT20683

The new TouchStart™ trimmer offers improved performance and durability. We have addressed the problems of the earlier models and the following is a listing of these improvements in order of importance.

1. **Problem:** Earlier Models - Engine would not crank fast enough to start.
Solution: Adjust throttle cable so the throttle lever cam contacts the decompression valve.
Root Cause: Throttle cable stretch.

TouchStart™: Decompression valve actuated by nonadjustable electric solenoid.

2. **Problem:** Earlier Models - Starter switch sticks in start position or fails to make contact.
Solution: Replace control handle.
Root Cause: Too complex design. Slide type switch had to manually engage the decompression valve and then make electrical contact to activate the starter motor.

TouchStart™: Rocker switch does both functions electrically.

3. **Problem:** Earlier Models - Did not start easily or quickly when hot and was difficult to start after fueling.

Solution: The only solution was to prime using the start assist bulb.

Root Cause: Choke was prevented from closing when unit was warm.

TouchStart™: Choke control arm has been modified to allow the choke to close any time the engine is stopped. The idle speed has been raised to 4500 RPM to prevent the choke from closing at idle.

4. **Problem:** Earlier Models - Unit was not well balanced, engine appeared to be too heavy.
Solution: Trade for TouchStart™.
Root Cause: All of the weight of the battery was located directly under the engine.

TouchStart™: Battery relocated forward of the throttle trigger, closer to the front handle for better balance and feel. Additionally, this location provides the battery a much lower vibration environment and will extend battery life.

5. **Problem:** Earlier Models - Semi-automatic feed heads frustrates users and is a source of dissatisfaction with line trimmer.
Solution: Convert to new Pro-Cut^R head which feature .105" diameter DuraLine™ cartridges. This is the simplest to use string head on the market.
Root Cause: Lack of understanding of how semi-automatics string head works.

TouchStart™: Standard equipment includes the Pro-Cut^R string head. For those customers who desire the e-z-line™ advance system, they may purchase it as an accessory. It does not require any special adapters.

Bob Donahey

Bob Donahey
Product Service Manager
John Deere Consumer Products

DATED: 6/98

Homelite®

DEALER INFORMATION, TECHNICAL
ADVICE AND PRODUCT INFORMATION
CAN BE OBTAINED AT THIS NUMBER

TECHNICAL SERVICE

1 - 8 0 0 - 4 3 8 - 9 4 7 5

BULLETIN

NO. H98A-008

SUBJECT: HAND HELD / DOLLY MOUNTED BLOWER

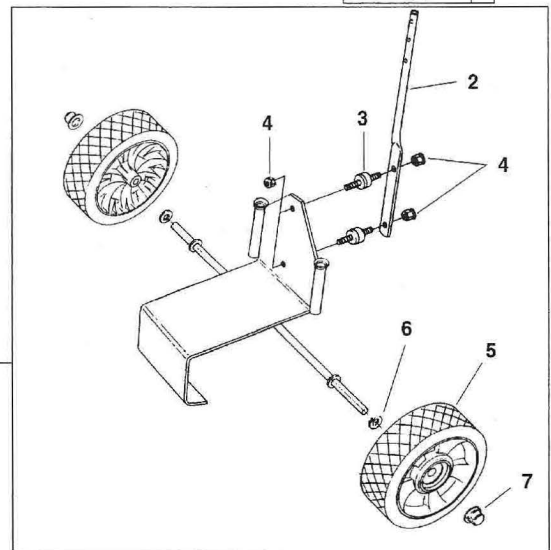
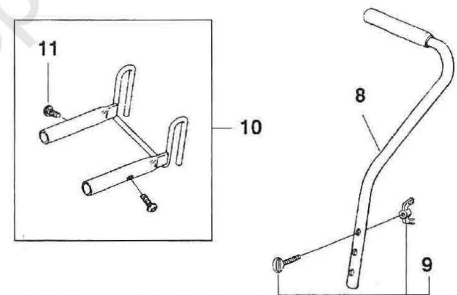
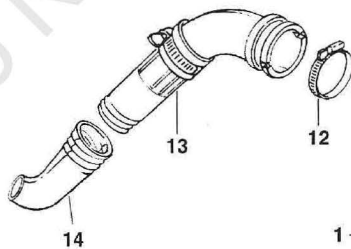
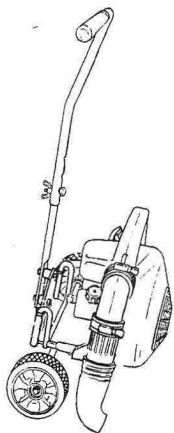
AFFECTS: YARDVARK (UT-08074 & UT08074 A)

The Yardvark™ blower has been designed to be used, mounted on a two wheel dolly. When working in a tight area, the blower may be lifted off the dolly, and used as a hand held unit.

The parts used to service the dolly, mounting bracket and blower tubes are listed below.

The parts used to service the blower are the same as the YardBroom™ UT08026-H and can be found in parts list number 18811-E

No.	Part No.	Description	Qty.
1	PS 01106	DOLLY CHASSIS Includes:	1
2	UP 00490	HANDLE, Lower	1
3	UP 00489	ISOLATOR KIT (2 per)	2
4	81204	NUT (1/4-20) (4 per)	4
5	UP 00420	WHEEL	2
6	UP 00418	WASHER	2
7	UP 00419	NUT, Push	2
8	PS 01105	HANDLE, Upper	1
9	UP 00616	SCREW & WING NUT	1
10	UP 00417	BRACKET	1
11	PS 01047	SCREW, Torx Hd. (8-32 x 1/2")	2
12	PS 00370	CLAMP	2
13	PA 00250	ADAPTER	1
14	PS 00369	NOZZLE	1



Bob Donahey

Bob Donahey
Product Service Manager
John Deere Consumer Products

DATED: 7/98

Homelite®

TECHNICAL SERVICE

BULLETIN

DEALER INFORMATION, TECHNICAL
ADVICE AND PRODUCT INFORMATION
CAN BE OBTAINED AT THIS NUMBER

1 - 8 0 0 - 4 3 8 - 9 4 7 5

NO. H98A-009

SUBJECT: PARTS LIST CORRECTION

AFFECTS: Clutch Units
UT-20681 (Expand-it™)
UT-15136 (VersaTool™)

In Parts List PS00085 and PS00394 on page 5, **the carburetor part number UP00609 for clutch units was omitted.** The carburetor listed UP00021 is for non-clutch units only. (The difference is UP00021 is a fixed HI jet single needle type and UP00609 is a fully adjustable dual needle type.)

In Parts List PS00394 on page 2, **the drive connector part number 08990 for TrimLite™, EasyTrim™ and Trim N' Edge™ was omitted.** The drive connector listed part number 98795A fits the EasyReach™ and PhantomSS™. (The difference is 08990 measures .210" across the square and 98795A measures .250" across the square.)

In Parts List PS00394 on page 12, **the locking hex nut part number 98837 for the VersaTool™ should be 81282.**

Please mark your records accordingly.



Bob Donahey
Product Service Manager
John Deere Consumer Products

DATE: 8/98

BULLETIN

NO. H98A-010

SAFETY ALERT

SUBJECT: FUEL TANK IMPROVEMENT

AFFECTS:

d25mhv	UT08067, A	z25mhv	UT08052
d30mha	UT08066, A	d30mhv	UT08057, A
i25mhv	UT08059, A	i30mhv	UT08058, A
HB25250	UT08071R	HB30160	UT08070R
VAC ATTACK™		UT08052A	
BVM160		UT08069A	

Under extreme operating conditions it is possible for the fuel tank to expand and contact the engine shroud. Continued operation with this condition could result in a fuel leak developing at the point of contact.

The fuel tank has been modified with two reinforcing ribs to prevent the expansion. A foil reflective tape has also been added to reduce the heat conductivity of the tank and lower the overall operating temperature. See Figure 1.

All affected units should be updated to the new tank configuration. All customers should be contacted for repair of affected blowers in their possession. The enclosed notices should be posted at your service counter to alert customers of the situation.

A separate warranty claim should be used for each repair. Please use:

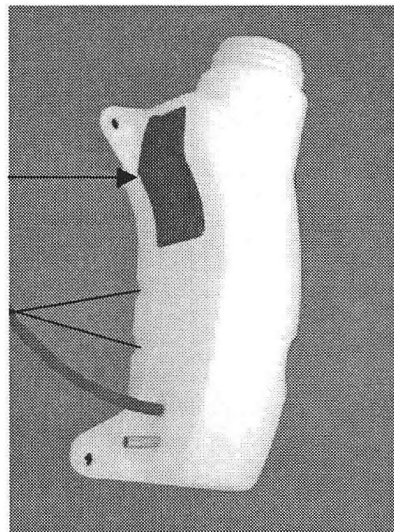
Flat Rate: 0.3 hr.

Job Code: CV62

Figure 1

Foil Reflective Tape

Reinforcing Ribs



DATED: 8/98

Bob Donahey

Bob Donahey
Product Service Manager
John Deere Consumer Products

New Tank
Part Number UP00495

Homelite®

TECHNICAL SERVICE

DEALER INFORMATION, TECHNICAL
ADVICE AND PRODUCT INFORMATION
CAN BE OBTAINED AT THIS NUMBER

1 - 8 0 0 - 4 3 8 - 9 4 7 5

BULLETIN

NO. H98A-011

Subject: ELECTRIC START STRING TRIMMER
"Customer Satisfaction Program"

Affects:

UT20616	z725ce	UT20639	z725ce
UT20644	z725cea	UT20618	z725se
UT20640	z725se	UT20634	s825sev

The electric start trimmer "Customer Satisfaction Program" will end on August 31, 1998. It is very important that customers with electric start trimmers be satisfied with their product. We can now offer them a reliable electric start string trimmer in exchange for any of the affected models.

NEW CUSTOMER SATISFACTION PROGRAM:

Date: Effective September 1, 1998.

Models: Affected models listed above.

Qualification: Product must be in the original warranty period, or failure is clearly a defect in material and/or workmanship.

Procedure: Handle as a normal URR (see Homelite® Flat Rate Manual for details). Exchange for UT20683 TouchStart™ string trimmer.

NOTE: You also have the flexibility to exchange for a different type product of the same value if the customer wishes.



Bob Donahey
Product Service Manager
John Deere Consumer Products

DATED: 9/98

Homelite®

DEALER INFORMATION, TECHNICAL
ADVICE AND PRODUCT INFORMATION
CAN BE OBTAINED AT THIS NUMBER

TECHNICAL SERVICE

1 - 8 0 0 - 4 3 8 - 9 4 7 5

BULLETIN

NO. H98A-012

SUBJECT: AP PUMP WARRANTY

AFFECTS: REMANUFACTURED AP PUMPS

Jerry B. Leach Company of Cheraw, SC is remanufacturing AP pumps for Homelite. These units will be sold and warranted exclusively by Jerry B. Leach Co. The following statement is included in the owner's manual:

THIS PRODUCT HAS BEEN REMANUFACTURED
BY JERRY B. LEACH CO.
FOR WARRANTY AND SERVICE INFORMATION
PLEASE CONTACT JERRY B. LEACH CO.

PO BOX 71
CHERAW, SC 29520
PHONE 800-845-9005
FAX 843-537-6990

**DO NOT CONTACT HOMELITE OR ANY OTHER
ORIGINAL COMPONENT MANUFACTURER**

A decal is also attached to the pump with this information.

Any request for service or warranty should be directed to Jerry B. Leach Company at the above address and phone number; neither **Homelite** nor **John Deere Consumer Products** is responsible for the warranty of these remanufactured pumps.



Peter P. Knoell
Product Service Manager
John Deere Consumer Products

DATED: 9/98